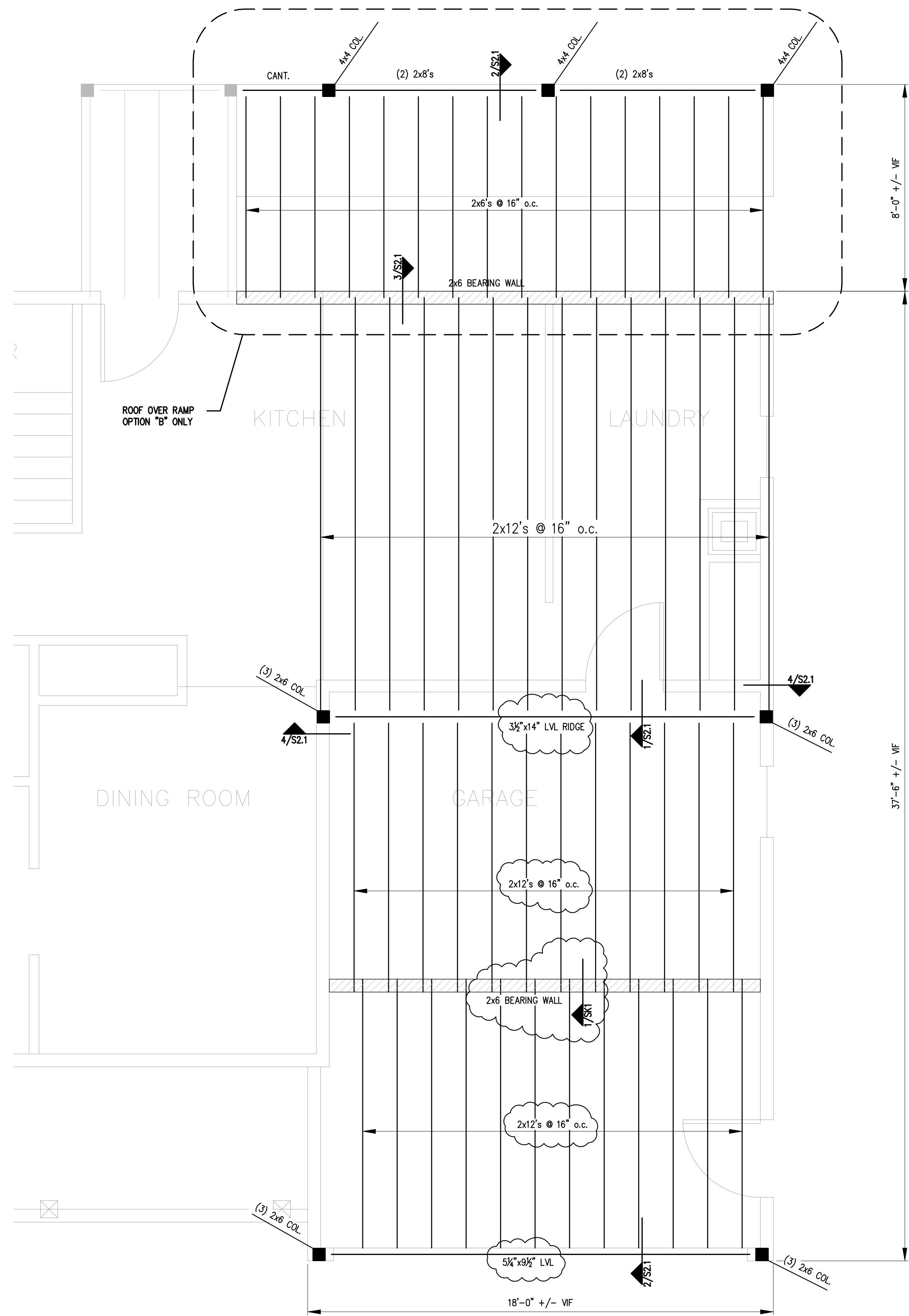
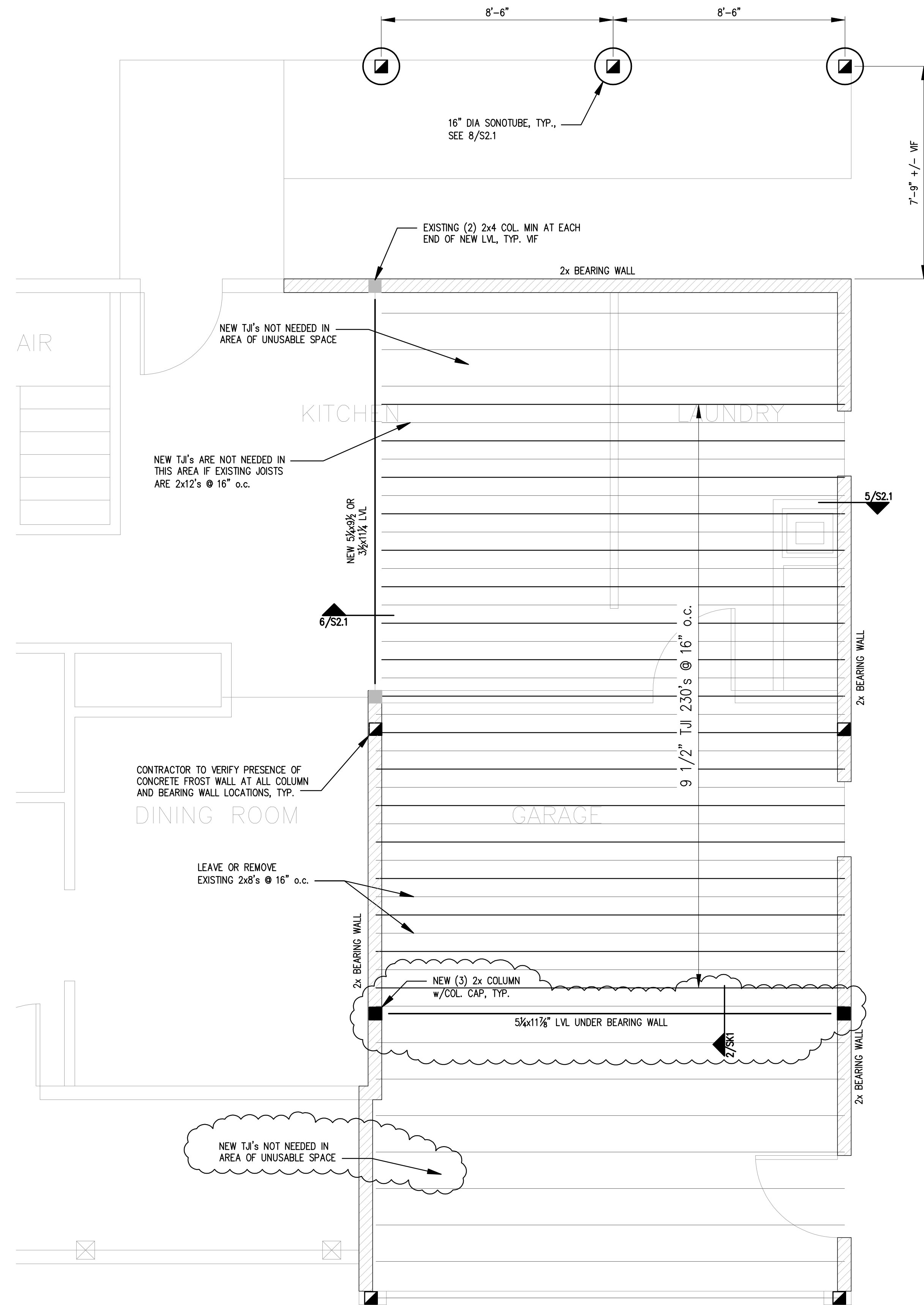


Oct 18, 2010



- NOTES:
1. PROVIDE RAFTER HANGERS OR HOLD-DOWNS AT ALL RAFTER ENDS, TYP.
 2. USE SHEATHING CLIPS BETWEEN SHEETS ON ROOF WHEN BLOCKING IS NOT REQUIRED
 3. PROVIDE SIMPSON COLUMN CAPS OR BASES AT COLUMN ENDS, TYP.
 4. SEE 7/S2.1 FOR TYPICAL FLOOR/ROOF SHEATHING DETAIL



- NOTES:
1. PROVIDE SIMPSON HANGERS OR HOLD-DOWNS AT ALL JOIST ENDS, TYP.
 2. PROVIDE SIMPSON COLUMN CAPS OR BASES AT COLUMN ENDS, TYP.
 3. SEE 7/S2.1 FOR TYPICAL FLOOR/ROOF SHEATHING DETAIL
 4. USE GRACE VYCOR DECK PROTECTOR SELF-ADHERED FLASHING FOR CORROSION RESISTANCE OF GALVANIZED CONNECTORS PER MANUFACTURERS RECOMMENDATIONS.

PLAN LEGEND

	BEARING WALL
	BEAM
	COLUMN BELOW
	COLUMN ABOVE AND BELOW

ROOF FRAMING PLAN - OPTION "A" AND "B"


SCALE: 3/8"=1'-0"

1

SECOND FLOOR FRAMING PLAN - OPTION "B" ONLY

SCALE: 3/8"=1'-0"

2



MAHEUX RESIDENCE
 12 HASKELL ST
 PORTLAND, ME

GARAGE RENOVATION

NO.	DATE	ISSUE
0	12-18-09	FOR CONSTRUCTION
1	10-18-10	ADDENDUM #1

SHEET TITLE:

GARAGE FRAMING PLAN

DESIGNED:	TD
DRAWN:	TD
DATE:	04-02-09
CADD FILE:	9019-S1.dwg
PROJECT NUMBER:	9019

S1.1