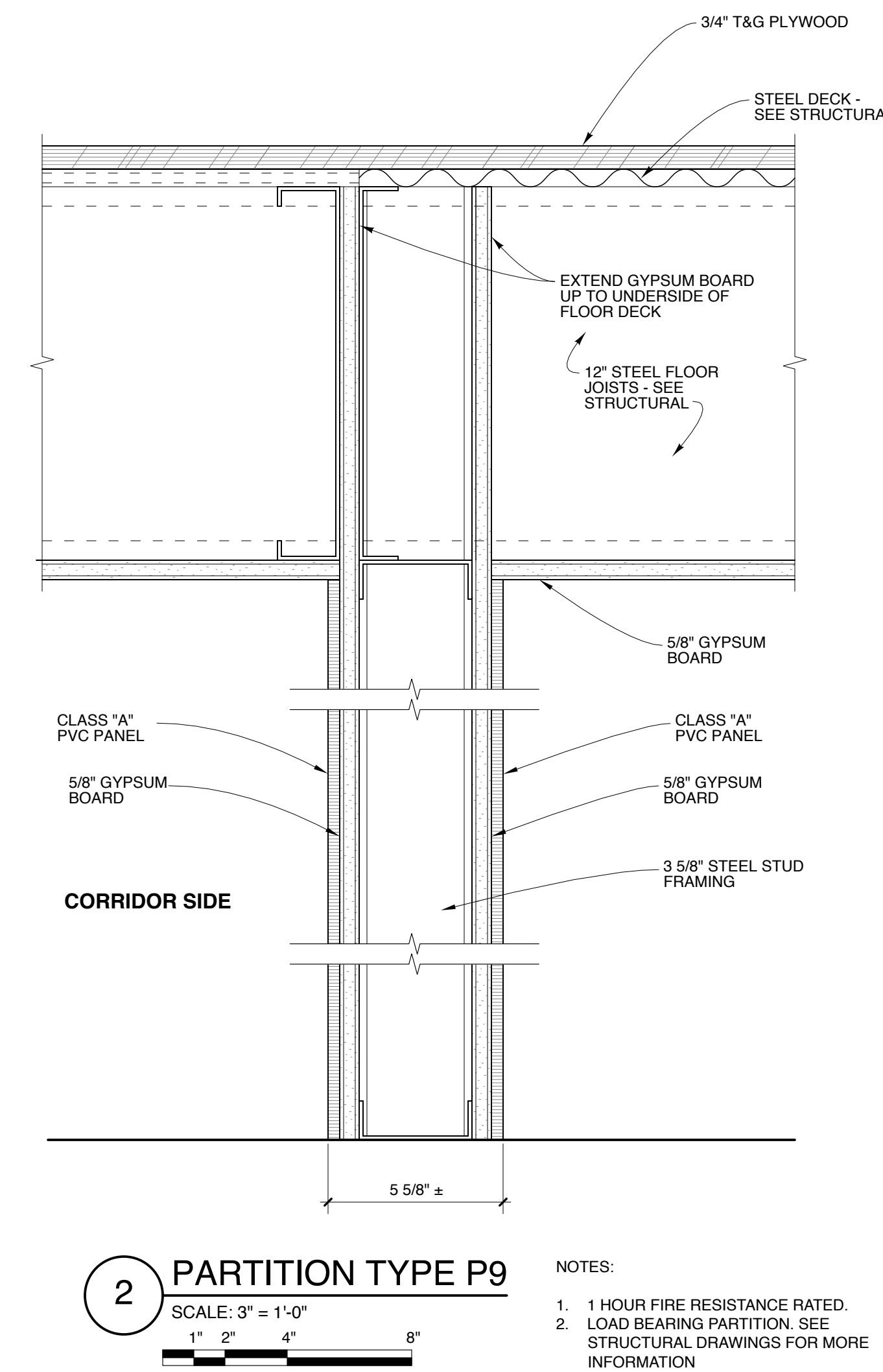
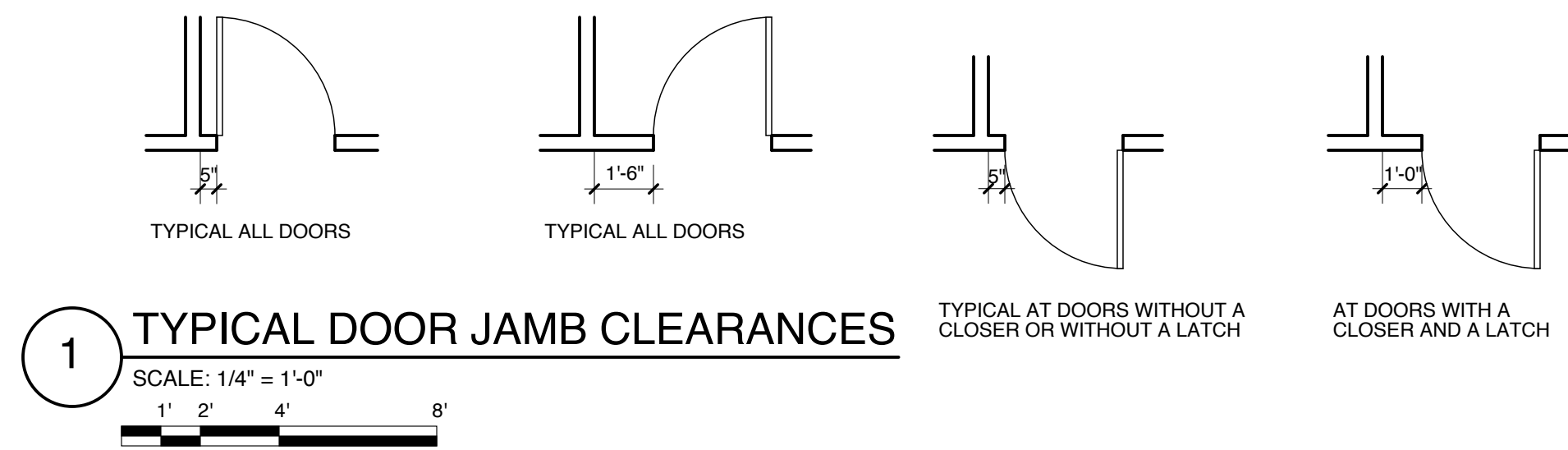
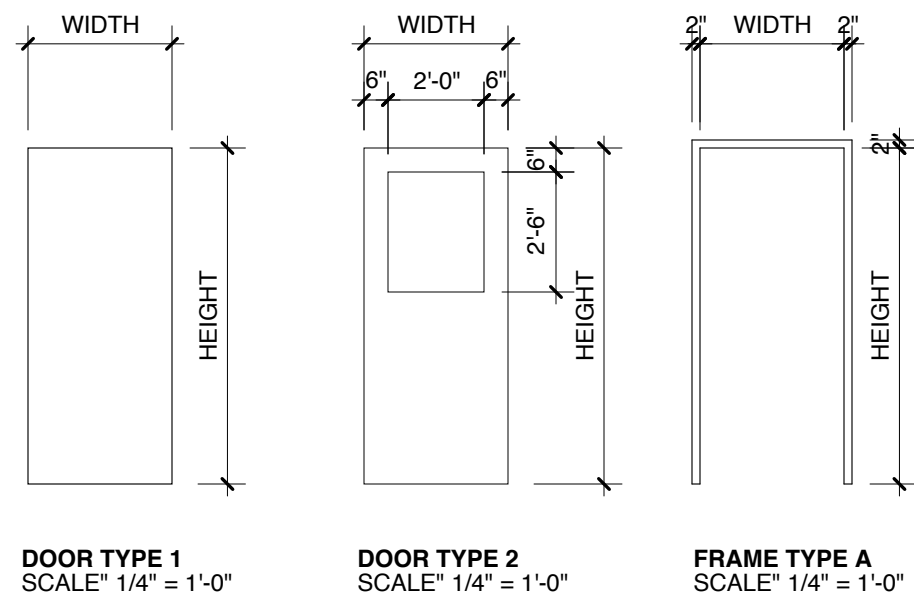
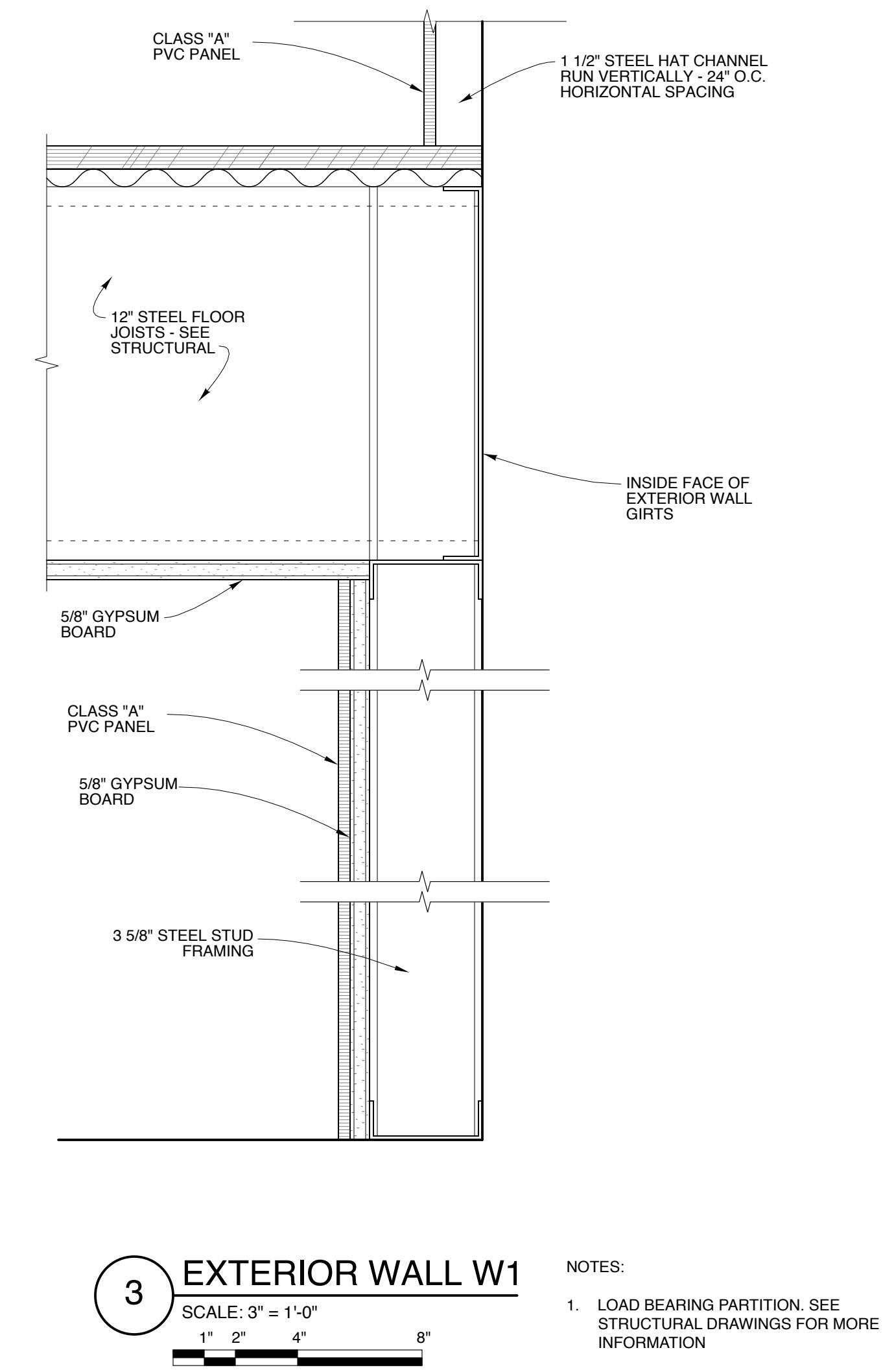


DOOR SCHEDULE												
NO.	DOOR TYPE	MAT.	FIN.	WIDTH	HEIGHT	THICK.	FRAME TYPE	MAT.	FIN.	HDWR.	FIRE RATING	NOTES
101	NOT USED	--	--	--	--	--	--	--	--	--	--	
102	1	HM	PT	4'-0"	7'-0"	1 3/4"	A	HM	PT	HW-1	20 MIN	1, 2
103	1	HM	PT	3'-0"	7'-0"	1 3/4"	A	HM	PT	HW-1	20 MIN	1, 2
104	1	HM	PT	3'-0"	7'-0"	1 3/4"	A	HM	PT	HW-2	20 MIN	1, 2
105	1	HM	PT	3'-0"	7'-0"	1 3/4"	A	HM	PT	HW-1	20 MIN	1, 2
106	1	HM	PT	4'-0"	7'-0"	1 3/4"	A	HM	PT	HW-1	20 MIN	1, 2
107	1	HM	PT	4'-0"	7'-0"	1 3/4"	A	HM	PT	HW-1	20 MIN	1, 2
108	2	HM	PT	3'-0"	7'-0"	1 3/4"	A	HM	PT	HW-3	--	1, 4
109	1	HM	PT	4'-0"	7'-0"	1 3/4"	A	HM	PT	HW-1	20 MIN	1, 2
110	1	HM	PT	3'-0"	7'-0"	1 3/4"	A	HM	PT	HW-1	1 HR	1, 3
111	1	HM	PT	3'-0"	7'-0"	1 3/4"	A	HM	PT	HW-1	20 MIN	1, 2
112	1	HM	PT	4'-0"	7'-0"	1 3/4"	A	HM	PT	HW-1	20 MIN	1, 2
113	1	HM	PT	4'-0"	7'-0"	1 3/4"	A	HM	PT	HW-1	20 MIN	1, 2
114	1	HM	PT	4'-0"	7'-0"	1 3/4"	A	HM	PT	HW-1	20 MIN	1, 2
115	NOT USED	--	--	--	--	--	--	--	--	--	--	
116	1	HM	PT	4'-0"	7'-0"	1 3/4"	A	HM	PT	HW-1	20 MIN	1, 2
117	1	HM	PT	4'-0"	7'-0"	1 3/4"	A	HM	PT	HW-1	20 MIN	1, 2
118	1	HM	PT	4'-0"	7'-0"	1 3/4"	A	HM	PT	HW-1	20 MIN	1, 2
119	1	HM	PT	3'-0"	7'-0"	1 3/4"	A	HM	PT	HW-1	20 MIN	1, 2
201	1	HM	PT	3'-0"	7'-0"	1 3/4"	A	HM	PT	HW-1	20 MIN	1, 2
202	1	HM	PT	3'-0"	7'-0"	1 3/4"	A	HM	PT	HW-1	20 MIN	1, 2
203	1	HM	PT	3'-0"	7'-0"	1 3/4"	A	HM	PT	HW-1	20 MIN	1, 2
204	1	HM	PT	3'-0"	7'-0"	1 3/4"	A	HM	PT	HW-1	20 MIN	1, 2
205	1	HM	PT	3'-0"	7'-0"	1 3/4"	A	HM	PT	HW-1	1 HR	1, 3
206	2	HM	PT	3'-0"	7'-0"	1 3/4"	A	HM	PT	HW-3	--	1, 4

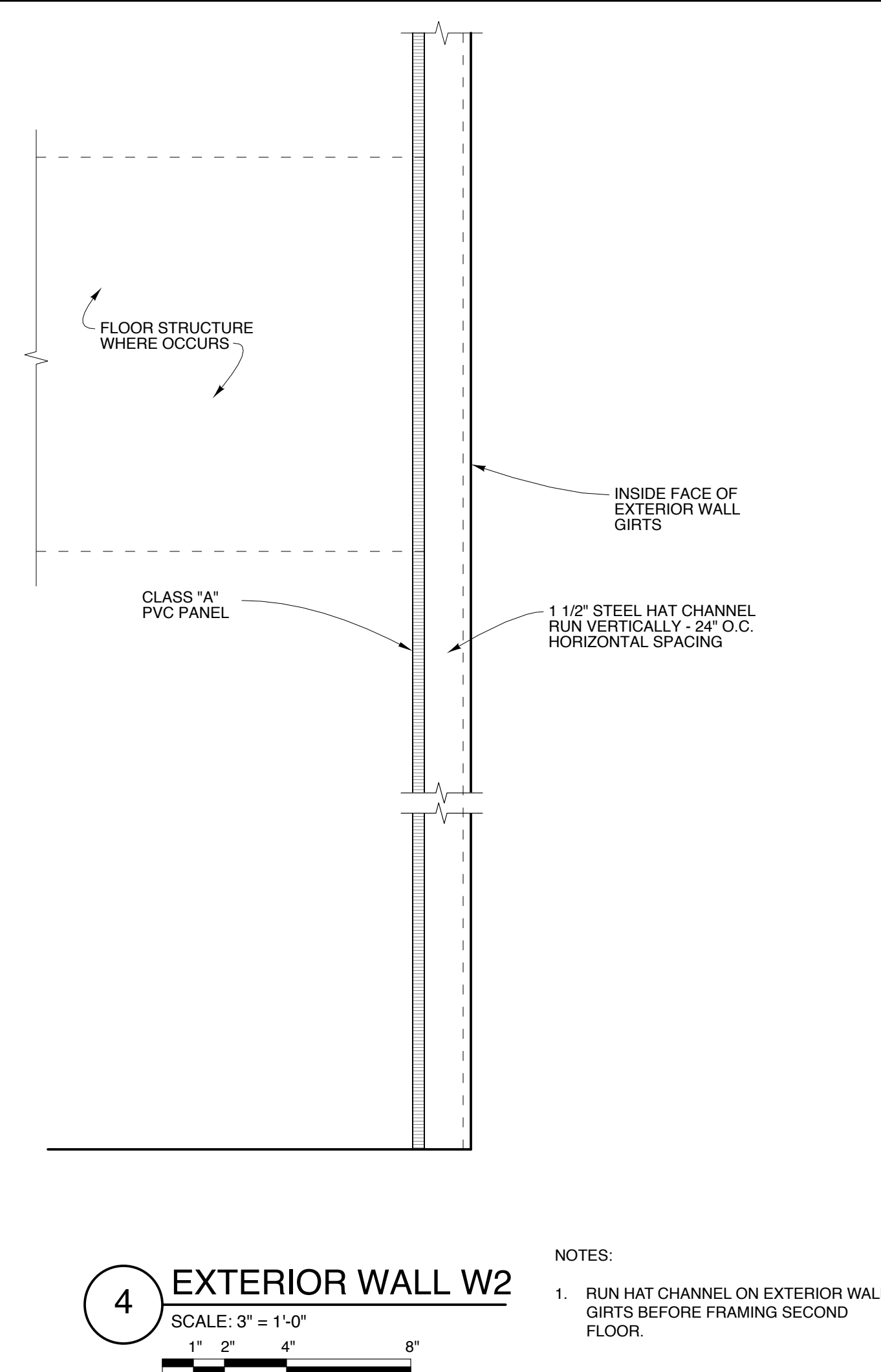
- MATERIAL/FINISH ABBREVIATIONS**
- FF FACTORY FINISH
 HM HOLLOW METAL
 PT PAINT
- HARDWARE**
- HW-1 3 HINGES
 1 PASSAGE SET
 1 CLOSER
 1 STOP
- HW-2 3 HINGES
 1 PRIVACY SET
 1 CLOSER
 1 STOP
- HW-3 3 HINGES
 1 LOCK SET
 1 CLOSER
 1 SET WEATHERSTRIP
 1 THRESHOLD
- NOTES**
- LEVER HANDLES ON ALL LOCK- AND LATCHSETS
 - 20 MINUTE DOOR ASSEMBLY
 - 1 HOUR DOOR ASSEMBLY
 - INSULATED H.M. DOOR



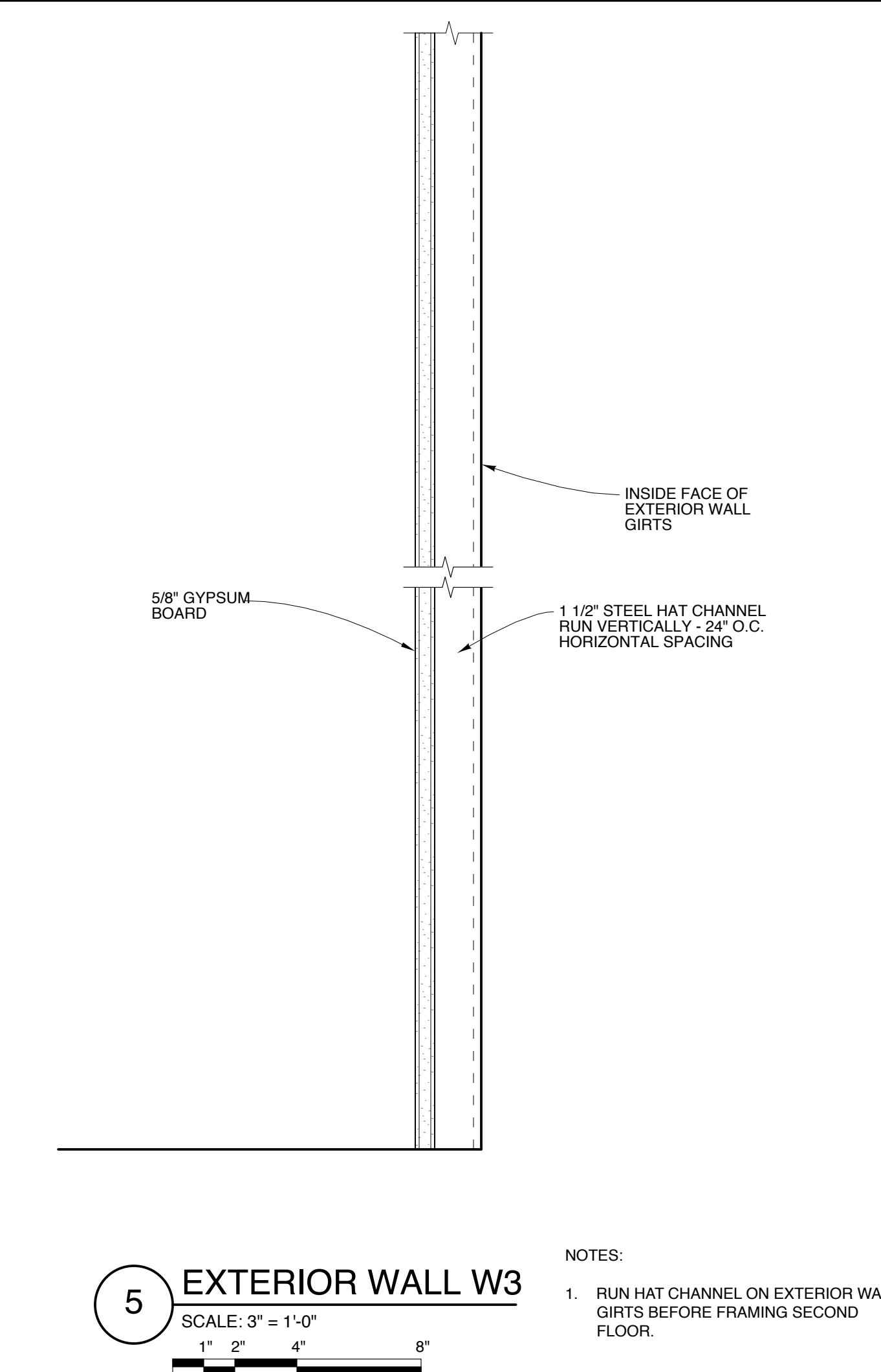
- NOTES:**
- 1 HOUR FIRE RESISTANCE RATED.
 - LOAD BEARING PARTITION. SEE STRUCTURAL DRAWINGS FOR MORE INFORMATION



- NOTES:**
- LOAD BEARING PARTITION. SEE STRUCTURAL DRAWINGS FOR MORE INFORMATION




- NOTES:**
- RUN HAT CHANNEL ON EXTERIOR WALL GIRTS BEFORE FRAMING SECOND FLOOR.



- NOTES:**
- RUN HAT CHANNEL ON EXTERIOR WALL GIRTS BEFORE FRAMING SECOND FLOOR.

Michael Charek Architects

25 Hartley Street
 Portland, Maine 04103
 (207) 761-0556



Tenant Fit-Up, Unit #15
 Second Tee Business Park

71 Caddis Lane
 Portland, ME 04103

Title
 DOOR SCHEDULE

Scale: AS NOTED

Date: 10/18/17

Revisions

Sheet
A6