

STATEMENT OF SPECIAL INSPECTIONS

PROJECT:	UNIT 15
LOCATION:	1039 RIVERSIDE STREET PORTLAND, MAINE 04103
OWNER:	HARDYPOND CONSTRUCTION
ARCHITECT OF RECORD:	MICHAEL CHAREK ARCHITECTS
STRUCTURAL ENGINEER OF RECORD:	BASE DESIGN GROUP, INC.
BUILDING CODE:	2009 INTERNATIONAL BUILDING CODE


THIS STATEMENT OF SPECIAL INSPECTIONS IS SUBMITTED AS A CONDITION FOR PERMIT ISSUANCE IN ACCORDANCE WITH CHAPTER 17 OF THE 2009 INTERNATIONAL BUILDING CODE. IT INCLUDES A SCHEDULE OF SPECIAL INSPECTION SERVICES APPLICABLE TO THIS PROJECT AS WELL AS THE NAME OF THE SPECIAL INSPECTIONS ADMINISTRATOR AND THE IDENTITY OF OTHER APPROVED AGENCIES INTENDED TO BE RETAINED FOR CONDUCTING THESE INSPECTIONS.


THE SPECIAL INSPECTIONS ADMINISTRATOR SHALL KEEP RECORDS OF ALL INSPECTIONS AND SHALL FURNISH INSPECTION REPORTS TO THE OWNER, BUILDING OFFICIAL, STRUCTURAL ENGINEER OF RECORD AND ARCHITECT OF RECORD.

DISCOVERED DISCREPANCIES SHALL BE BROUGHT TO THE IMMEDIATE ATTENTION OF THE CONTRACTOR FOR CORRECTION. IF SUCH DISCREPANCIES ARE NOT CORRECTED, THE DISCREPANCIES SHALL BE BROUGHT TO THE ATTENTION OF THE OWNER, BUILDING OFFICIAL, STRUCTURAL ENGINEER OF RECORD AND ARCHITECT OF RECORD. THE SPECIAL INSPECTIONS PROGRAM DOES NOT RELIEVE THE CONTRACTOR OF HIS OR HER RESPONSIBILITIES.

INTERIM REPORTS SHALL BE SUBMITTED ON A MONTHLY BASIS TO THE OWNER, BUILDING OFFICIAL, STRUCTURAL ENGINEER OF RECORD AND ARCHITECT OF RECORD.

A FINAL REPORT OF SPECIAL INSPECTIONS DOCUMENTING COMPLETION OF ALL REQUIRED SPECIAL INSPECTIONS AND CORRECTION OF ANY DISCREPANCIES NOTED IN THE INSPECTIONS SHALL BE SUBMITTED PRIOR TO ISSUANCE OF A CERTIFICATE OF USE AND OCCUPANCY.

PREPARED BY:			
MIGUEL BETANCOURT		04/17/17	
PRINT NAME	SIGNATURE	DATE	
OWNER'S AUTHORIZATION:			
PRINT NAME	SIGNATURE	DATE	
BUILDING CODE OFFICIAL ACCEPTANCE:			
PRINT NAME	SIGNATURE	DATE	DESIGN PROFESSIONAL SEAL



CONTRACTOR RESPONSIBILITIES

STRUCTURAL TESTS AND SPECIAL INSPECTIONS DO NOT RELIEVE THE CONTRACTOR OF ITS RESPONSIBILITIES AND OBLIGATIONS FOR QUALITY CONTROL OF THE WORK, THEIR OBLIGATIONS FOR SUPERVISING THE WORK, FOR ANY DESIGN WORK THAT IS INCLUDED IN THEIR SCOPE OF SERVICES AND FOR FULL COMPLIANCE WITH THE REQUIREMENTS OF THE CONTRACT DOCUMENTS. FURTHERMORE, THE DETECTION OF, OR THE FAILURE TO DETECT DEFICIENCIES IN THE WORK DURING TESTING AND INSPECTION CONDUCTED PURSUANT TO THIS PROGRAM SHALL NOT RELIEVE THE CONTRACTOR OF THEIR RESPONSIBILITY TO CORRECT ALL DEFICIENCIES OR DEFECTS, WHETHER DETECTED OR UNDETECTED, IN ALL PARTS OF THE WORK, AND TO OTHERWISE COMPLY WITH ALL REQUIREMENTS OF THE CONTRACT DOCUMENTS.

JOB SITE SAFETY IS SOLELY THE RESPONSIBILITY OF THE CONTRACTOR AND NOT PART OF THESE TESTS AND INSPECTIONS.

MATERIALS AND ACTIVITIES TO BE TESTED AND INSPECTED DO NOT INCLUDE THE CONTRACTOR'S EQUIPMENT OR THE MEANS, METHODS AND PROCEDURES USED TO ERCT OR INSTALL THE MATERIALS OR ASSEMBLIES LISTED.

WHERE A STRUCTURAL COMPONENT OR SYSTEM IS SUBJECT TO TESTS AND INSPECTIONS AS DETERMINED BY THE BUILDING OFFICIAL, AND THE DESIGN PROFESSIONAL IN RESPONSIBLE CHARGE FOR THE PROJECT HAS NOT BEEN RETAINED TO DESIGN OR, TO PREPARE A PERFORMANCE SPECIFICATION FOR SAID COMPONENT OR SYSTEM, THE CONTRACTOR SHALL RETAIN A LICENSED PROFESSIONAL ENGINEER TO DESIGN SAID COMPONENT OR SYSTEM AND TO PROVIDE ANY REQUIRED TESTS AND INSPECTIONS.

THE CONTRACTOR SHALL PROVIDE FREE AND SAFE ACCESS TO THE WORK FOR ALL INDIVIDUALS WHO ARE PERFORMING THE TESTS OR INSPECTIONS.

THE CONTRACTOR SHALL PROVIDE ALL LADDERS, SCAFFOLDING, STAGING, AND UP-TO-DATE SAFETY EQUIPMENT, ALL IN GOOD AND SAFE WORKING ORDER, AND QUALIFIED PERSONNEL TO HANDLE AND ERECT THEM, AS MAY BE REQUIRED FOR SAFE ACCESS.

THE CONTRACTOR SHALL GIVE REASONABLE NOTICE TO THOSE PERFORMING INSPECTIONS AND TESTS OF WHEN THE VARIOUS PARTS OF THE WORK WILL BE READY FOR TESTING AND INSPECTION.

THE CONTRACTOR SHALL OBTAIN INSTRUCTIONS FROM THE INSPECTION COORDINATOR AS TO WHAT IS REASONABLE NOTICE FOR THE VARIOUS ASPECTS OF THE WORK (TYPICALLY 48 HOURS), WHO IS TO BE NOTIFIED AND HOW.

THE OWNER RESERVES THE RIGHT TO BACK CHARGE THE CONTRACTOR FOR ADDITIONAL EXPENSE INCURRED BY THE OWNER FOR THE SERVICES OF THE INSPECTORS WHEN WORK IS NOT REASONABLY READY FOR INSPECTION IN ACCORDANCE WITH THE NOTICE PROVIDED BY THE CONTRACTOR.

LIKWISE, IF WORK IS REPEATEDLY FOUND DEFICIENT, COSTS FOR A THIRD INSPECTION AND BEYOND MAY BE REIMBURSED FROM THE CONTRACTOR.

SCHEDULE OF TESTING AND INSPECTION AGENCIES

THE FOLLOWING ARE THE TESTING AGENCIES AND SPECIAL INSPECTORS THAT WILL BE RETAINED BY THE OWNER OR OWNER'S AGENT TO CONDUCT TESTS AND INSPECTIONS ON THIS PROJECT.

RESPONSIBILITIES	FIRM	ADDRESS & TELEPHONE
1. IBC SPECIAL INSPECTIONS, UNLESS NOTED OTHERWISE	TO BE DETERMINED	TO BE DETERMINED
2. GEOTECHNICAL TESTING AND INSPECTION	TO BE DETERMINED	TO BE DETERMINED
3. CONCRETE TESTING AND INSPECTION	TO BE DETERMINED	TO BE DETERMINED
4. MASONRY TESTING AND INSPECTION	TO BE DETERMINED	TO BE DETERMINED

NOTE: UNLESS NOTED OTHERWISE, THE INSPECTORS AND TESTING AGENCIES SHALL BE ENGAGED BY THE OWNER OR OWNER'S REPRESENTATIVE AND NOT BY THE CONTRACTOR WHOSE WORK IS TO BE INSPECTED OR TESTED. ANY CONFLICT OF INTEREST MUST BE DISCLOSED TO THE BUILDING OFFICIAL PRIOR TO COMMENCING WORK.

QUALIFICATIONS OF INSPECTORS AND TESTERS

THE CREDENTIALS AND QUALIFICATIONS OF ALL INDIVIDUALS PERFORMING SPECIAL INSPECTION AND TESTING ACTIVITIES ARE SUBJECT TO THE APPROVAL OF THE BUILDING OFFICIAL AND THE DESIGN PROFESSIONAL IN RESPONSIBLE CHARGE. CREDENTIALS SHALL BE PROVIDED FOR REVIEW, APPROVAL AND RECORD.

KEY FOR MINIMUM QUALIFICATIONS OF INSPECTION AGENTS: WHEN THE REGISTERED DESIGN PROFESSIONAL IN RESPONSIBLE CHARGE DEEMS IT APPROPRIATE THAT THE INDIVIDUAL PERFORMING A STIPULATED TEST OR INSPECTION HAVE A SPECIFIC CERTIFICATION, LICENSE OR EXPERIENCE LEVEL AS INDICATED BELOW, SUCH DESIGNATION SHALL APPEAR WITH THE AGENCY NAME ON THE SCHEDULE.

ENGINEER:	
PE/SE	STRUCTURAL ENGINEER – A LICENSED SE OR PE SPECIALIZING IN THE DESIGN OF BUILDING STRUCTURES
PE/GE	GEOTECHNICAL ENGINEER – A LICENSED PE SPECIALIZING IN SOIL MECHANICS AND FOUNDATIONS
EIT	ENGINEER-IN-TRAINING – A GRADUATE ENGINEER WHO HAS PASSED THE FUNDAMENTALS OF ENGINEERING EXAMINATION
EXPERIENCED TESTING TECHNICIAN	
ETT	EXPERIENCED TESTING TECHNICIAN - AN EXPERIENCED TESTING TECHNICIAN WITH A MINIMUM 5 YEARS EXPERIENCE WITH THE STIPULATED TEST.
AMERICAN CONCRETE INSTITUTE (ACI) CERTIFICATION:	
ACI-CFTT	CONCRETE FIELD TESTING TECHNICIAN – GRADE 1
ACI-CCI	CONCRETE CONSTRUCTION INSPECTOR
ACI-LTT	LABORATORY TESTING TECHNICIAN – GRADE 1&2
ACI-STT	STRENGTH TESTING TECHNICIAN
AMERICAN WELDING SOCIETY (AWS) CERTIFICATION	
AWS-CWI	CERTIFIED WELDING INSPECTOR
AWS/AISC-SSI	CERTIFIED STRUCTURAL STEEL INSPECTOR
AMERICAN SOCIETY OF NON-DESTRUCTIVE TESTING (ASNT) CERTIFICATION	
ASNT	CONCRETE CONSTRUCTION INSPECTOR
INTERNATIONAL CODE COUNCIL (ICC) CERTIFICATION	
ICC-SMSI	STRUCTURAL MASONRY SPECIAL INSPECTOR
ICC-SWSI	STRUCTURAL STEEL AND WELDING SPECIAL INSPECTOR
ICC-RCSI	REINFORCED CONCRETE SPECIAL INSPECTOR
NATIONAL INSTITUTE FOR CERTIFICATION IN ENGINEERING TECHNOLOGIES (NICET)	
NICET-CT	CONCRETE TECHNICIAN – LEVELS I, II, III & IV
NICET-ST	SOILS TECHNICIAN - LEVELS I, II, III & IV
NICET-GET	GEOTECHNICAL ENGINEERING TECHNICIAN - LEVELS I, II, III & IV

SPECIAL INSPECTION AND TESTS OF SOILS

Special inspections and tests of existing site soil conditions, fill placement and load-bearing requirements shall be performed in accordance with this section 1705.6. The approved geotechnical report and the construction documents prepared by the registered design professionals shall be used to determine compliance. During fill placement, the special inspector shall verify that proper materials and procedures are used in accordance with the provisions of the approved geotechnical report.

DESCRIPTION	APPLICABLE TO PROJECT		
	Y/N	EXTENT	AGENT
1. Verify materials below shallow foundations are adequate to achieve the design bearing capacity.		Periodic	PE/GE
2. Verify excavations are extended to proper depth and have reached proper material.		Periodic	PE/GE
3. Perform classification and testing of compacted fill materials.		Periodic	ETT
4. Verify use of proper materials, densities and lift thicknesses during placement and compaction of compacted fill.		Continuous	ETT
5. Prior to placement of compacted fill, inspect subgrade and verify that site has been prepared properly.		Periodic	ETT

SPECIAL INSPECTION AND TESTS OF CONCRETE

Special inspections and tests of concrete construction shall be performed in accordance with this section 1705.3, unless exempted from the following:

- Exceptions:**
- Isolated concrete spread footings and continuous concrete wall footings of buildings three stories or less above grade plane that are fully supported on earth or rock.
 - Nonstructural concrete slabs supported directly on the ground, including prestressed slabs on grade, where the effective prestress in the concrete is less than 150 psi.
 - Concrete foundation walls constructed in accordance with Table 1807.1.6.2.
 - Concrete patios, driveways and sidewalks, on grade.

DESCRIPTION	APPLICABLE TO PROJECT		
	Y/N	EXTENT	AGENT
1. Inspect reinforcement, including prestressing tendons, and verify placement.		Periodic	PE/SE EIT
2. Inspect reinforcing bar welding.	N	Welding of reinforcement is not allowed	
3. Inspect anchors cast in concrete.		Periodic	PE/SE EIT
4. Inspect anchors post-installed in hardened concrete members:		Continuous	ACI-CFTT
a. Adhesive anchors installed in horizontally or upwardly inclined orientations to resist sustained tension loads.		Periodic	ACI-CFTT
b. Mechanical anchors and adhesive anchors not defined in 4a.		Periodic	ACI-CFTT
5. Verify use of required design mix.		Periodic	ACI-CFTT
6. Prior to concrete placement, fabricate specimens for strength tests, perform slump and air content tests, and determine the temperature of the concrete.		Continuous	ACI-CFTT
7. Inspect concrete and shotcrete placement for proper application techniques.		Continuous	ACI-CFTT
8. Verify maintenance of specified curing temperature and techniques.		Periodic	ACI-CFTT
9. Inspect prestressed concrete for:		Continuous	ETT ETT
a. Application of prestressing forces		Continuous	ETT ETT
b. Grouting of bonded prestressing tendons.		Continuous	ETT ETT
10. Inspect erection of precast concrete members.		Periodic	PE/SE EIT
11. Verify in-situ concrete strength, prior to stressing of tendons in post-tensioned concrete and prior to removal of shores and forms from beams and structural slabs.		Periodic	ACI-CFTT
12. Inspect formwork for shape, location and dimensions of the concrete member being formed.		Periodic	ACI-CFTT

SPECIAL INSPECTION AND TESTS OF MASONRY

LEVEL B QUALITY ASSURANCE: Special inspections and tests of masonry construction shall be performed in accordance with the quality assurance program requirements of TMS 402/ACI 530/ASCE 5 and TMS 602/ACI 530.1/ASCE 6, unless exempted from the following:

- Exceptions:**
- Empirically designed masonry, glass unit masonry or masonry veneer designed in accordance with Section 2109, 2110 or Chapter 14, respectively, where they are part of a structure classified as Risk Category I, II or III.
 - Masonry foundation walls constructed in accordance with Table 1807.1.6.3(1), 1807.1.6.3(2), 1807.1.6.3(3) or 1807.1.6.3(4).
 - Masonry fireplaces, masonry heaters or masonry chimneys installed or constructed in accordance with Section 2111.1, 2112 or 2113, respectively.

DESCRIPTION	APPLICABLE TO PROJECT		
	Y/N	EXTENT	AGENT
1. Verification of slump flow and Visual Stability Index (VSI) as delivered to the project site for self-consolidating grout.		Continuous	ACI-CFTT
2. Verification of fm and f'ac prior to construction except where specifically exempted by TMS 402.		Periodic	ACI-CFTT
3. Verify compliance with the approved submittals.		Periodic	PE/SE/EIT
4. As masonry construction begins, verify that the following are in compliance:		Periodic	ACI-CFTT
a. Proportions of site-prepared mortar.		Periodic	ACI-CFTT
b. Construction of mortar joints.		Periodic	ACI-CFTT
c. Grade and size of prestressing tendons and anchorages.		Periodic	ACI-CFTT
d. Location of reinforcement, connectors, prestressing tendons and anchorages.		Periodic	PE/SE/EIT
e. Prestressing technique.		Periodic	ETT
f. Properties of thin-bed mortar for AAC masonry: - Required for first 5000 sq. ft. of AAC Masonry - Required after first 5000 sq. ft. of AAC Masonry		Continuous	ACI-CFTT
		Periodic	ACI-CFTT
5. Prior to grouting, verify that the following are in compliance:		Periodic	ACI-CFTT
a. Grout space.		Periodic	PE/SE/EIT
b. Grade, type, and size of rebar and anchor bolts, prestressing tendons and anchorages.		Periodic	PE/SE/EIT
c. Placement of rebar, connectors, and prestressing tendons and anchorages.		Periodic	PE/SE/EIT
d. Proportions of site-prepared grout and prestressing grout for bonded tendons.		Periodic	ACI-CFTT
e. Construction of mortar joints.		Periodic	ACI-CFTT
6. Verify during construction:		Periodic	ACI-CFTT
a. Size and location of structural elements.		Periodic	PE/SE/EIT
b. Type, size and location of anchors, including other details of anchorage of masonry to structural members, frames, or other construction.		Periodic	PE/SE/EIT
c. Welding of Rebar	N	NOT ALLOWED	
d. Preparation, construction, and protection of masonry during cold weather (temperature < 40°F) or hot weather (temperature > 90°F).		Periodic	ACI-CFTT
e. Application and measurement of prestressing force.		Continuous	ETT
f. Placement of grout and prestressing grout for bonded tendons.		Continuous	ACI-CFTT
g. Placement of AAC masonry units and construction of thin-bed mortar joints. - Required for first 5000 sq. ft. of AAC Masonry - Required after first 5000 sq. ft. of AAC Masonry		Continuous	ETT
		Periodic	ACI-CFTT
7. Observe preparation of grout specimens, mortar specimens, and/or prisms.		Periodic	ACI-CFTT

base design group, inc.


94 Auburn Street - Unit 206, Portland, Maine 04103
t: 207.553.2070 - f: 207.553.2072
www.basedesigngroup.com

Key Plan

Sheet Issue / Revision

No.	Date	Description
2	04/17/2017	Permit Set

Seal/Signature



Project

UNIT 15
1039 RIVERSIDE STREET
PORTLAND, MAINE

Client

HardyPond
Construction
Portland, Maine

Title

SPECIAL
INSPECTIONS

Project Number 17042-0

Drawn By MB

Checked By MB

S-002

Scale 1/8" = 1'-0"