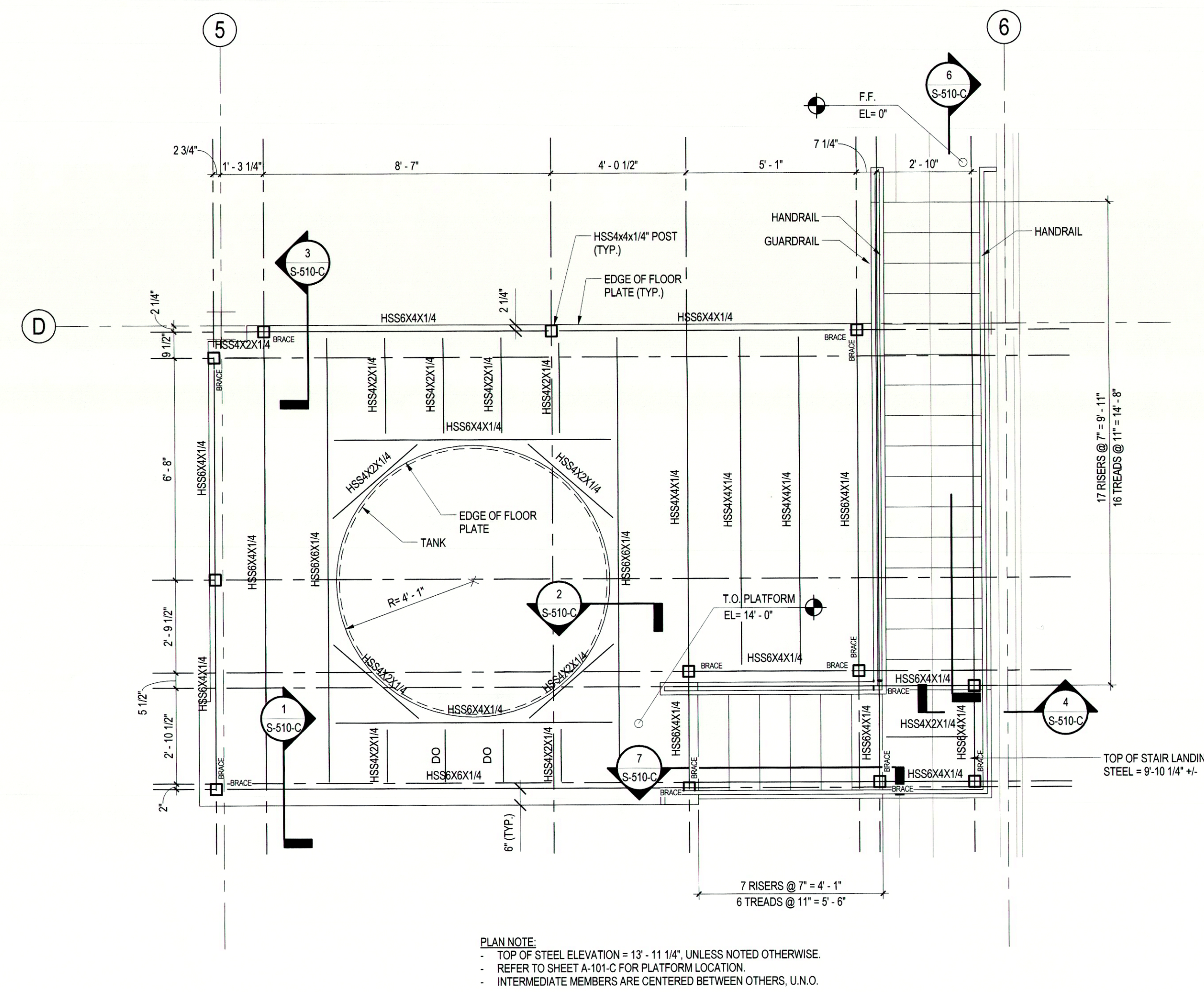


NOTES:

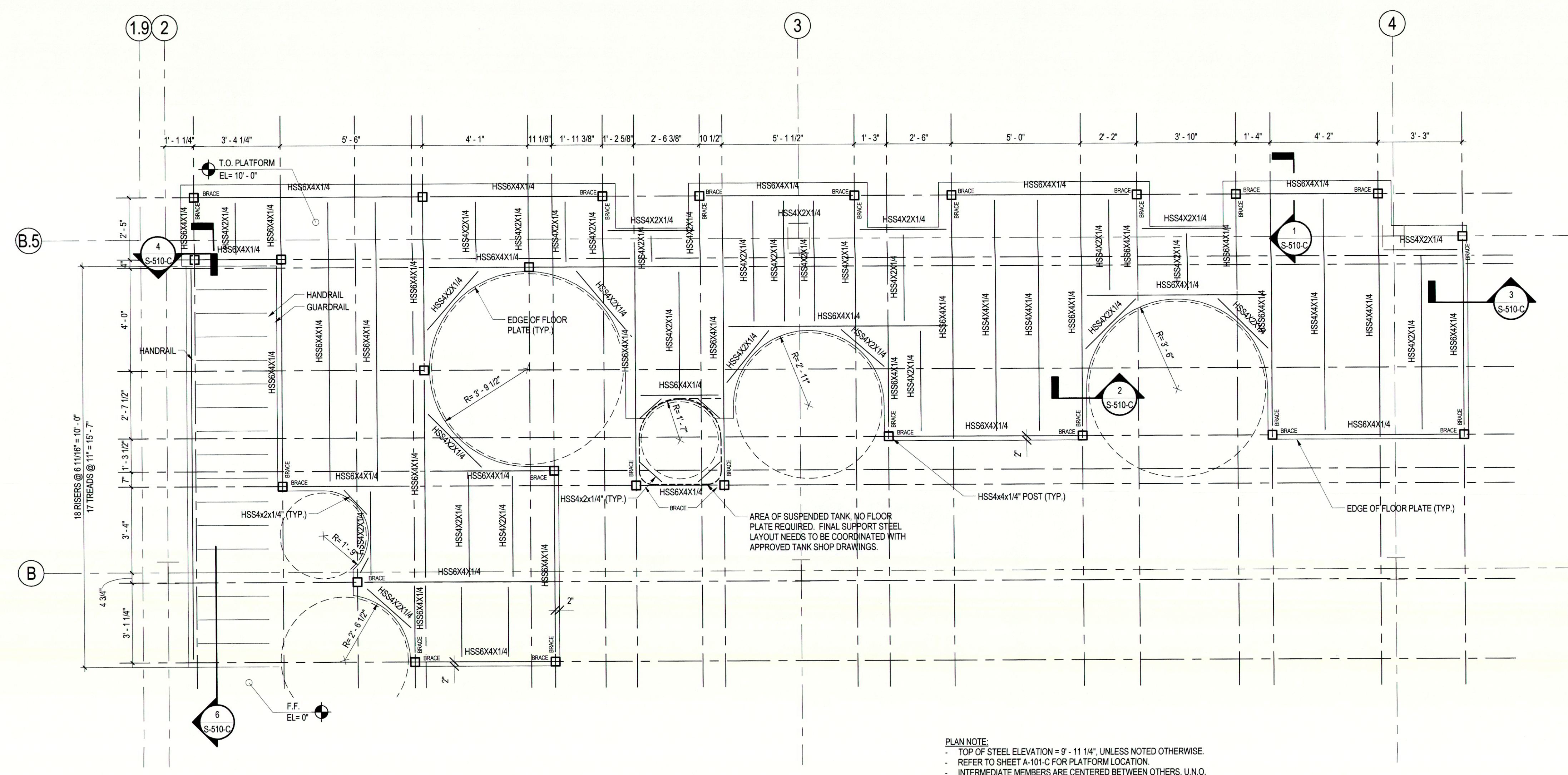
- GROUND FLOOR ELEVATION = 0'-0". TOP OF STEEL ELEVATION = REFER TO INDIVIDUAL PLAN NOTE.
- ALL DIMENSIONS ARE TO CENTERLINE OF STEEL (U.N.O.)
- ALL FRAMING, RAILINGS AND MISCELLANEOUS STEEL FOR THE PLATFORM AND STAIRS TO BE STAINLESS STEEL. REFER TO SPECIFICATION 055200.
- FLOOR PLATE TO BE REINFORCED FIBERGLASS PLATE. REFER TO SPECIFICATION 090101.
- STAIR TREADS TO BE STAINLESS STEEL STRUCTURAL ANGLES WITH FIBERGLASS REINFORCED STAIR TREAD COVERS. REFER TO SPECIFICATIONS 055200 AND 090103.
- ALL STAINLESS STEEL FRAMING CONNECTIONS TO BE FULLY WELDED AND GROUND SMOOTH. REFER TO DETAIL SHEET S-510-C.
- REFER TO SHEET S-510-C FOR TYPICAL BRACING DETAIL. REFER TO PLATFORM FRAMING PLANS FOR REQUIRED BRACING LOCATIONS.
- PROVIDE RAILINGS/GUARDS AT ALL OPEN EDGES OF PLATFORMS. REFER TO DETAIL S-510-C.
- MAXIMUM FIBERGLASS PLATE SPAN BETWEEN SUPPORTING MEMBERS SHALL BE 24"

LEGEND:

- BRACE - INDICATES BRACE LOCATION. REFER TO FRAMING PLANS FOR LOCATIONS. REFER TO DETAIL S-510-C FOR DETAIL.




2 RO EQUIPMENT PLATFORM
S-402-C 3/8" = 1'-0"



1 FERMENTATION/RECOVERY TRAIN (1) EQUIPMENT PLATFORM
S-402-C 3/8" = 1'-0"

REVISION	BY	APP'D	DATE
0	INTERIOR FIT-OUT - ISSUED FOR CONSTRUCTION	JAW	08/19/2016
1	PACKAGE C - INTERIOR FIT-OUT	ASPD	08.19.2016
2	PACKAGE B - SUPERSTRUCTURE & SHELL	ASPD	08.05.2016
3	PACKAGE A - FOUNDATIONS & BELOW SLAB	ASPD	07.22.2016

Permit-Seal



Client/Project
IMMUCELL

Lot 11 - Second Tee Business Park
1039 Riverside Street
Portland, Maine 04103

Title
PLATFORM FRAMING PLANS

Project No. 191504176
Scale As indicated
Revision 0
Drawing No.



S-402-C