

REVISION	BY	DATE	DESCRIPTION
0	AMSC	07/22/2016	FOUNDATION & BELOW SLAB ISSUED FOR PERMITS
1	AMSC	07/22/2016	FOUNDATION & BELOW SLAB ISSUED FOR PERMITS
2	AMSC	07/22/2016	FOUNDATION & BELOW SLAB ISSUED FOR PERMITS
3	AMSC	07/22/2016	FOUNDATION & BELOW SLAB ISSUED FOR PERMITS
4	AMSC	07/22/2016	FOUNDATION & BELOW SLAB ISSUED FOR PERMITS
5	AMSC	07/22/2016	FOUNDATION & BELOW SLAB ISSUED FOR PERMITS
6	AMSC	07/22/2016	FOUNDATION & BELOW SLAB ISSUED FOR PERMITS
7	AMSC	07/22/2016	FOUNDATION & BELOW SLAB ISSUED FOR PERMITS
8	AMSC	07/22/2016	FOUNDATION & BELOW SLAB ISSUED FOR PERMITS
9	AMSC	07/22/2016	FOUNDATION & BELOW SLAB ISSUED FOR PERMITS

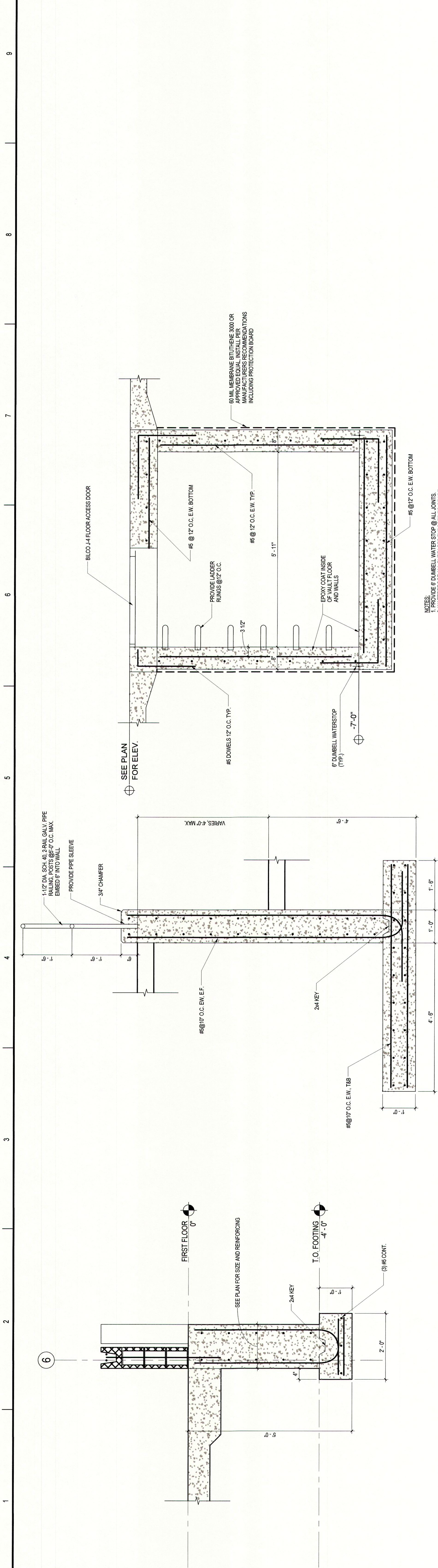


Client/Project  
**IMMUCELL**  
 Lot 11, Second Tree Business Park  
 1059 River Road  
 Portland, Maine 04103

Title  
**FOUNDATION SECTIONS**

Project No.  
 191504176  
 Scale  
 AS INDICATED  
 Drawing No.  
**S-300-A**

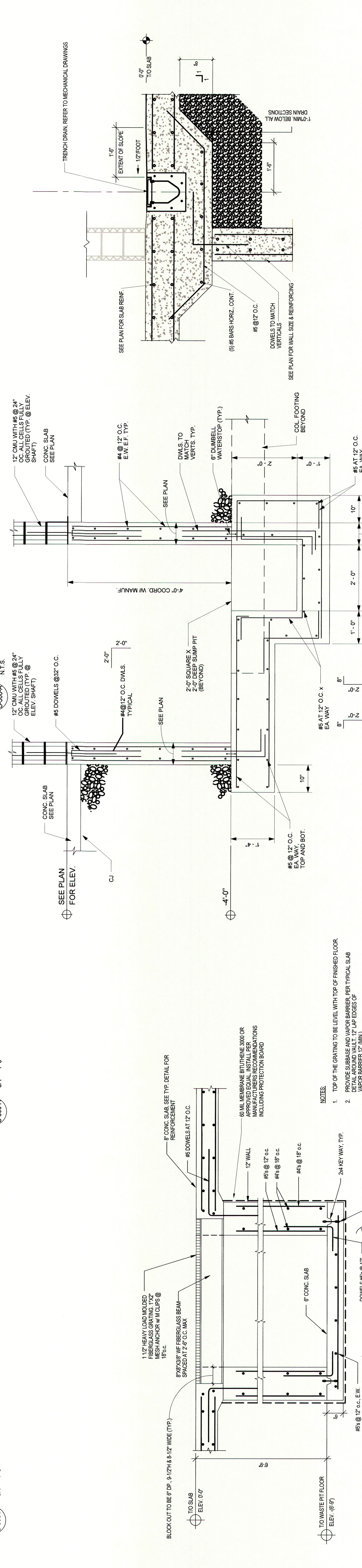
Revision  
 0



**1** TYP. EXTERIOR WALL FOUNDATION SECTION  
 S-300-A 3/4" = 1'-0"

**2** TYPICAL SECTION @ RETAINING WALL  
 S-300-A 3/4" = 1'-0"

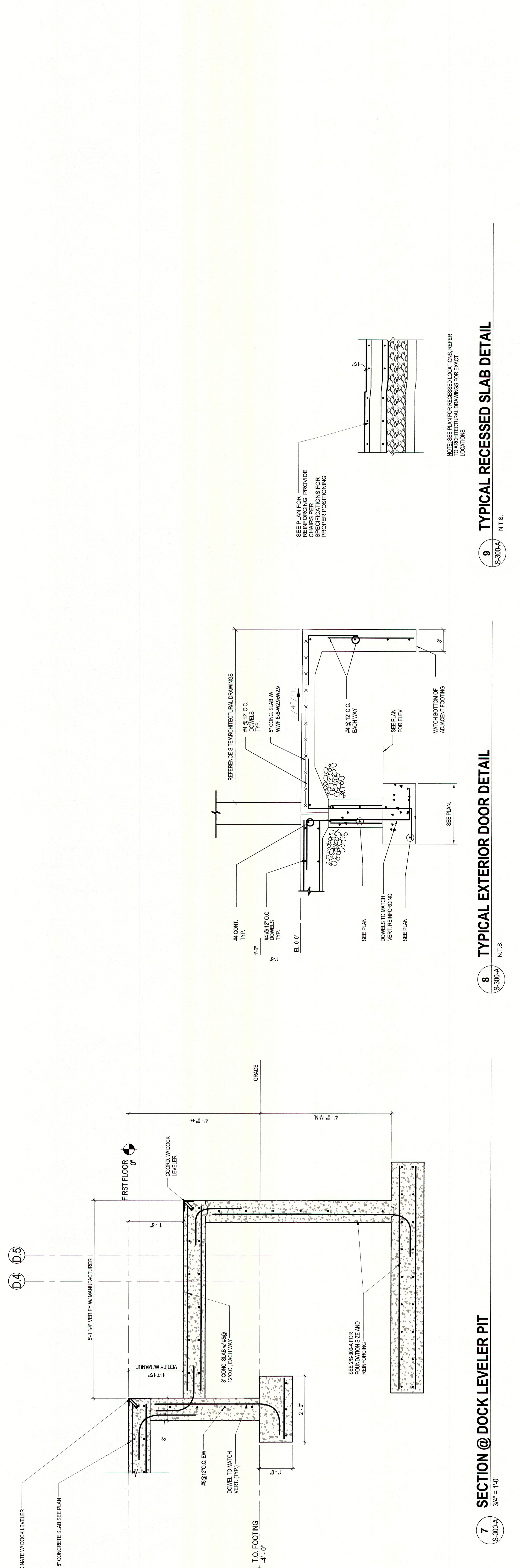
**3** FIRE CONTAINMENT VAULT SECTION  
 S-300-A N.T.S.



**4** LIFT STATION SECTION  
 S-300-A 3/4" = 1'-0"

**5** TYPICAL ELEVATOR FOUNDATION SECTION  
 S-300-A N.T.S.

**6** TRENCH DRAIN SECTION  
 S-300-A N.T.S.



**7** SECTION @ DOCK LEVELER PIT  
 S-300-A 3/4" = 1'-0"

**8** TYPICAL EXTERIOR DOOR DETAIL  
 S-300-A N.T.S.

**9** TYPICAL RECESSED SLAB DETAIL  
 S-300-A N.T.S.