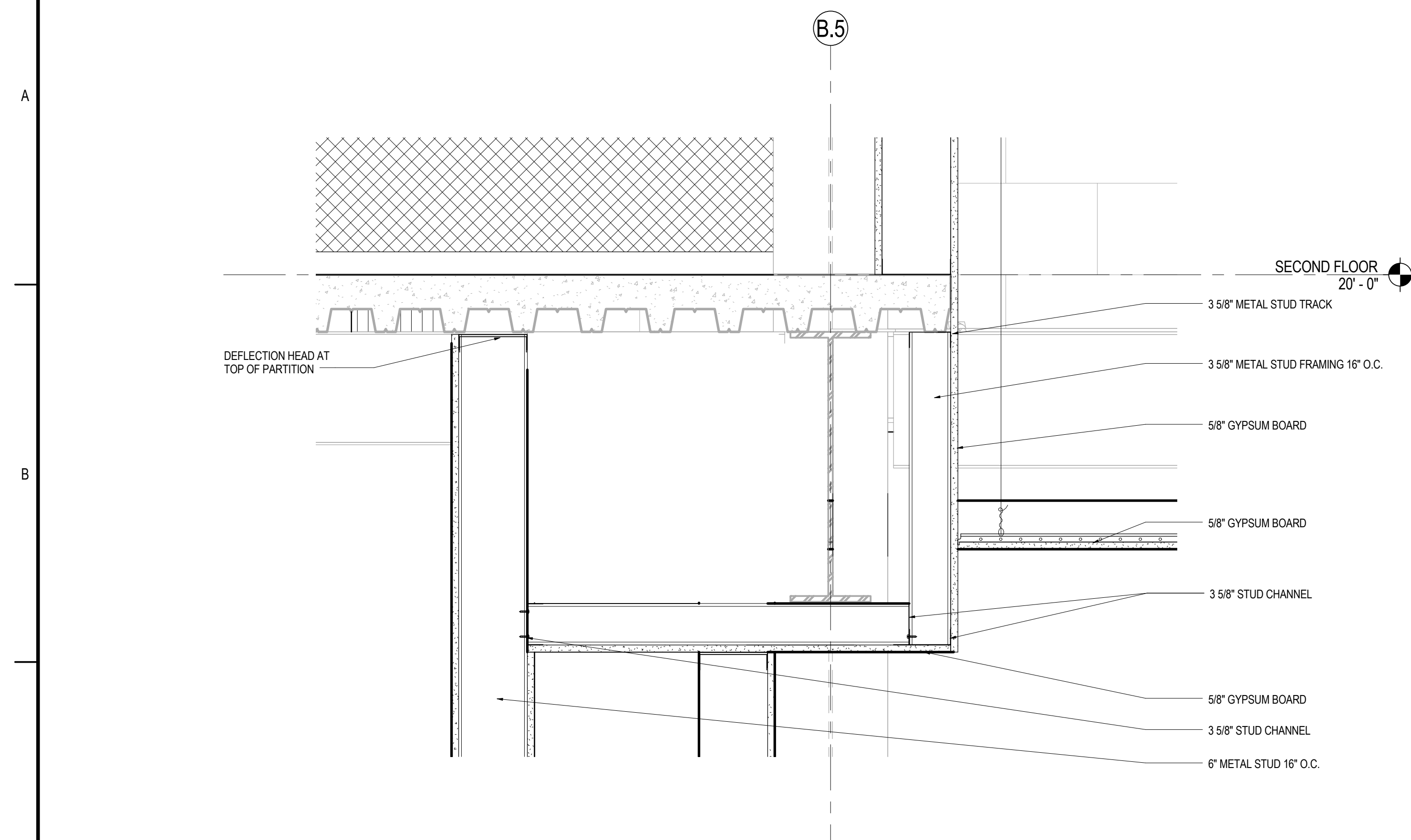
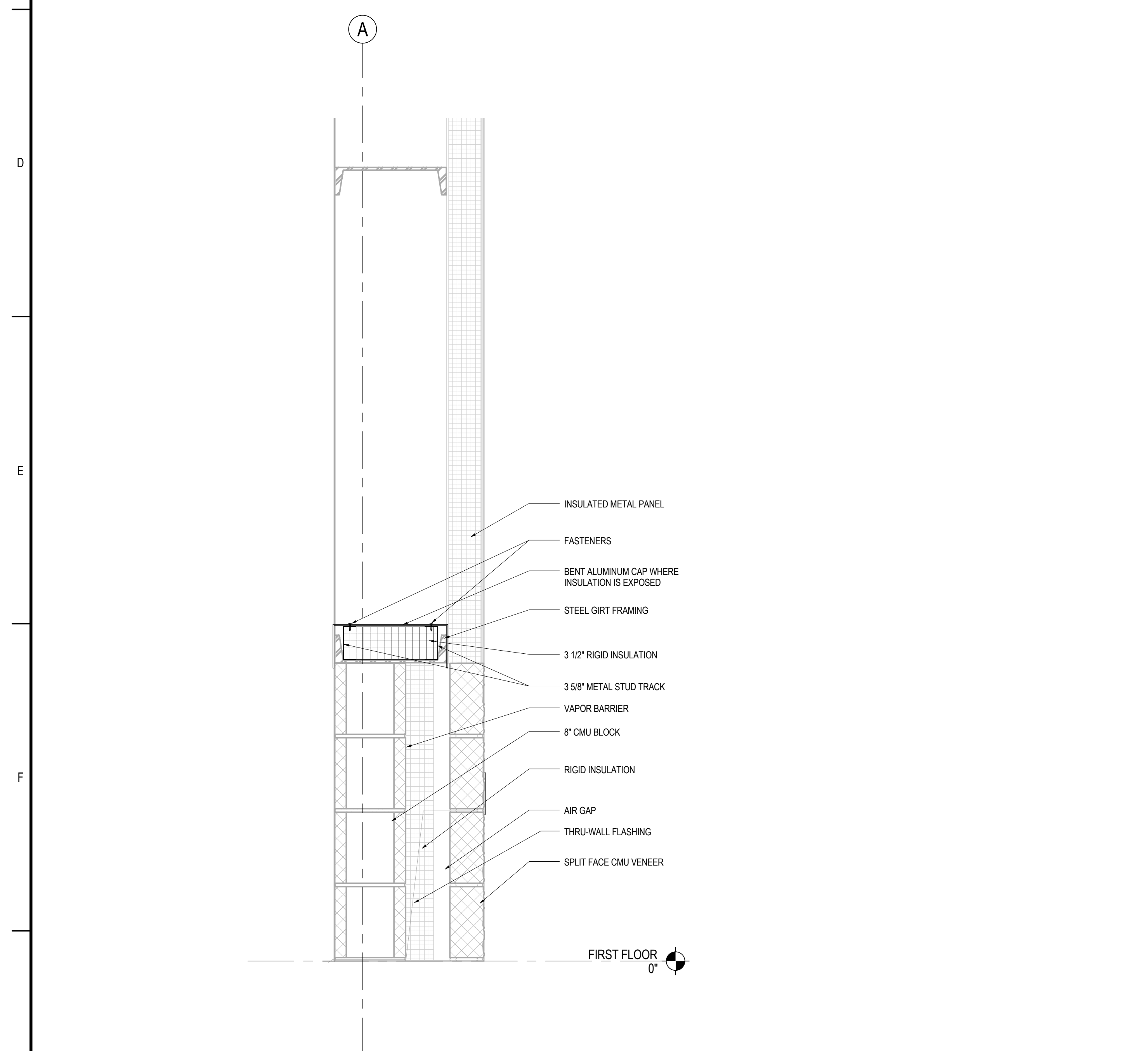


**GENERAL NOTES**

1. REFER TO ABBREVIATIONS, SYMBOLS AND GENERAL NOTES ON DRAWING A-01-C FOR ADDITIONAL INFORMATION.




**2 SOFFIT DETAIL**  
 1 1/2" = 1'-0"



**1 EXTERIOR WALL INSULATION DETAIL**  
 1 1/2" = 1'-0"

| Revision                                      | By   | App'd  | MM.DD.YYYY        |
|---|------|--------|-------------------|
| 0. INTERIOR FIT-OUT - ISSUED FOR CONSTRUCTION | J.R. | K.J.M. | 08/19/2016        |
| <b>PACKAGE C - INTERIOR FIT-OUT</b>           |      |        | <b>08.19.2016</b> |
| PACKAGE B - SUPERSTRUCTURE & SHELL            |      |        | 08.05.2016        |
| PACKAGE A - FOUNDATIONS & BELOW SLAB          |      |        | 07.22.2016        |
| Issued  | By   | App'd  | MM.DD.YYYY        |

Permit-Seal



Client/Project  
 IMMUCELL

Lot 11 - Second Tee Business Park  
 1039 Riverside Street  
 Portland, Maine 04103

Title  
 SECTIONS AND DETAILS

Project No.  
 191504176

Scale  
 As indicated

Revision  
 0

Drawing No.

**A-302-C**