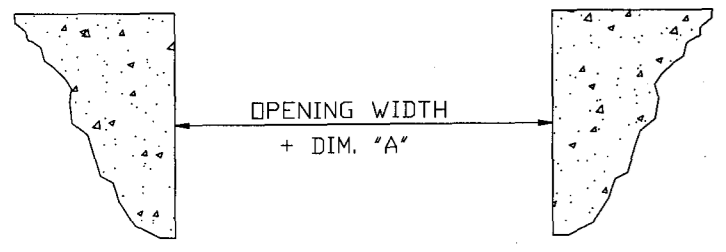


ELEVATION VIEW OF SUGGESTED DETAIL FOR OPENINGS WITH JAMBS TO FINISH FLOOR IN THE PRESENCE OF A RAISED FOUNDATION WALL.

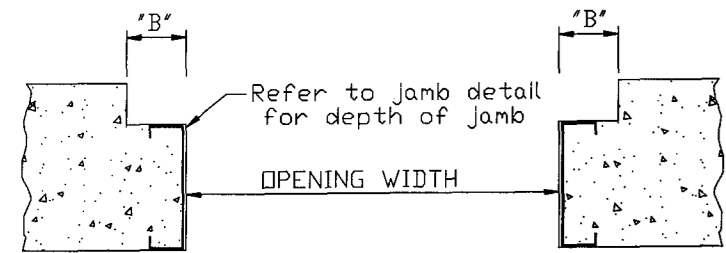


- \*A' = 4 1/2" FOR PRE-ASSEMBLED PERSONNEL DOORS
- = 5 1/2" FOR KNOCK-DOWN PERSONNEL DOORS
- = 7 1/2" FOR OPENINGS WITH COLD-ROLLED JAMBS
- = 8" FOR OPENINGS WITH STRUCTURAL JAMBS

ROUGH OPENING SIZES ABOVE ARE FOR PASS DOORS AND FRAMED OPENINGS FURNISHED BY PSS. FOUNDATION ENGINEER TO VERIFY WITH BUILDER ALL DOOR TYPES AND ASSOCIATED ROUGH OPENING SIZES. FOR DOORS NOT FURNISHED BY PSS, CONSULT DOOR SUPPLIER FOR OPENING DETAILS.

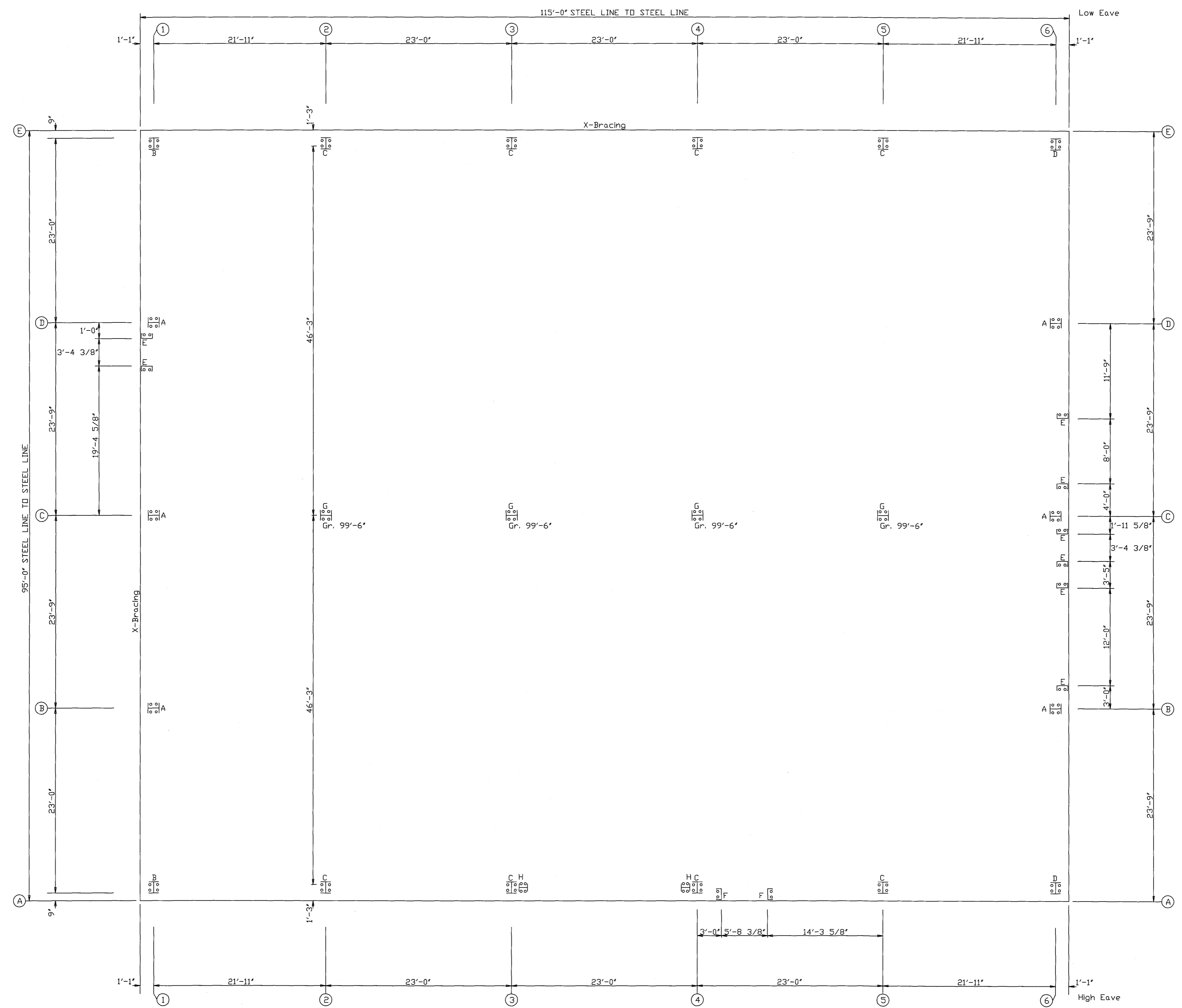
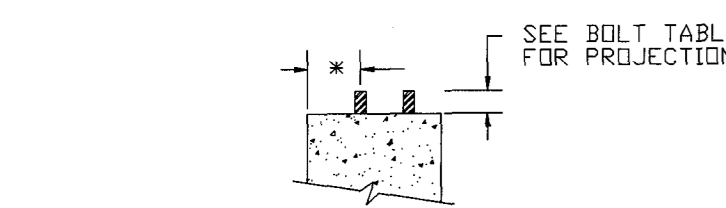
CLEARANCES SHOWN ARE MINIMUM REQUIRED FOR BASE CLIP. THERE MAY BE SMALL VOIDS BETWEEN JAMB FLANGES AND FOUNDATION WALL.

PLAN VIEW OF SUGGESTED DETAIL FOR FRAMED OPENINGS WITH JAMBS TO THE TOP OF A RAISED FOUNDATION WALL.

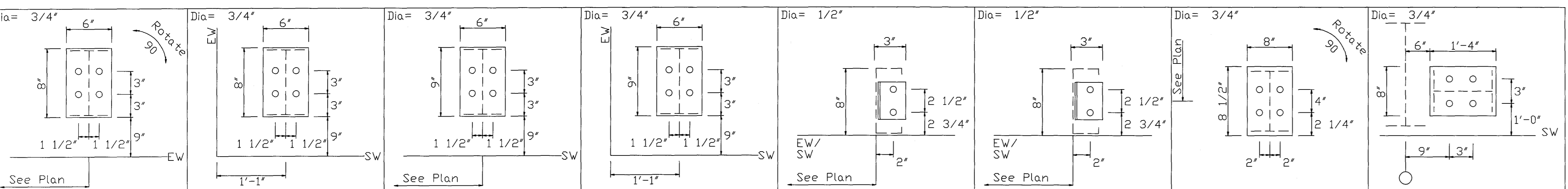



\*B' = NOTCH FOR DOOR TRACK NOT BY PACKAGE STEEL SYSTEMS, INC. SEE MANUFACTURER RECOMMENDATIONS

\* SEE COLUMN BASE DETAILS



ANCHOR BOLT PLAN  
NOTE: All Base Plates @ 100'-0" (UN)



REV.	DESCRIPTION	DATE	DRAFT	ENG.
3				
2	BUILDING HAS BEEN REDESIGNED DUE TO SEISMIC SOIL SITE CLASS CHANGE.	12/21/15	TMZ	ZRM
1	INITIAL DRAWING RELEASED FOR CONSTRUCTION			
CURRENT REVISION: 1				
PACKAGE STEEL SYSTEMS, INC.		Biskup Construction Inc.		
PROJECT	Moongate Properties	ANCHOR BOLT PLAN & DETAILS		
ID	1511-038	DESIGN: ZRM	DESIGN CHECK: ZRM	
PROJECT	1039 Riverside Street	DRAFT: TMZ	DRAFT CHECK: TMZ	

