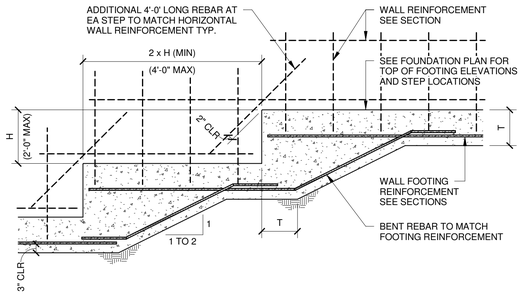

NOTES:

1. STEP FOOTING AS REQUIRED TO MAINTAIN PROPER FROST COVERAGE. REFER TO SITE DRAWINGS FOR GRADE INFORMATION

1 TYPICAL WALL FOOTING STEP DETAIL

1/2" = 1'-0"

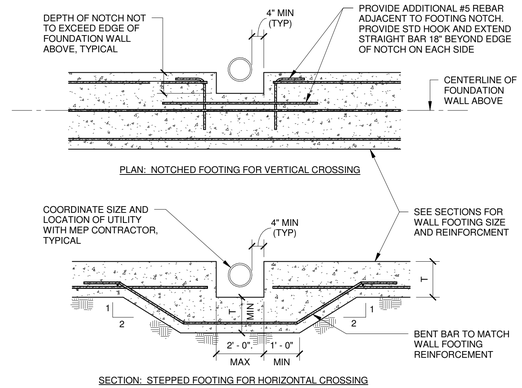

2 TYPICAL FOOTING DETAIL AT PENETRATION

1/2" = 1'-0"

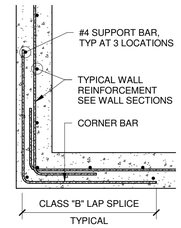

WALL REINFORCEMENT

(CENTERED)

NOTES:

1. CORNER BAR TO MATCH HORIZONTAL WALL REINFORCEMENT IN BAR SIZE AND SPACING.
2. SEE APPLICABLE SECTIONS FOR REINFORCING STEEL CLEARANCES.
3. TERMINATE HORIZONTAL WALL REINFORCEMENT 2" CLEAR FROM END OF WALL.

3 TYPICAL CORNER REINFORCEMENT FOR WALLS

1/2" = 1'-0"

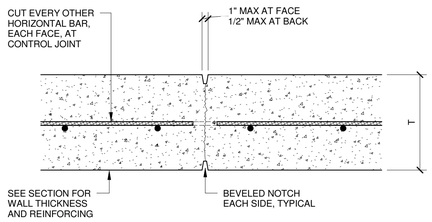

PLAN VIEW

NOTES:

1. CONTRACTION JOINTS TO BE SPACED AT A MAXIMUM OF 30 FT ALONG A CONTINUOUS STRAIGHT WALL AND 20 FT FROM CORNERS.

4 TYPICAL VERTICAL WALL CONTRACTION JOINT

1" = 1'-0"

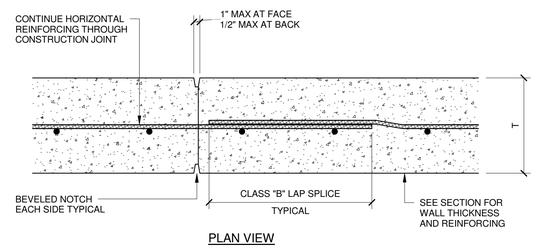

PLAN VIEW

NOTES:

1. CONSTRUCTION JOINTS SHALL BE LOCATED AT CONTRACTION JOINT LOCATIONS. REFER TO TYPICAL CONTRACTION JOINT DETAILS FOR JOINT SPACING LIMITS.

5 TYPICAL VERTICAL WALL CONSTRUCTION JOINT

1" = 1'-0"

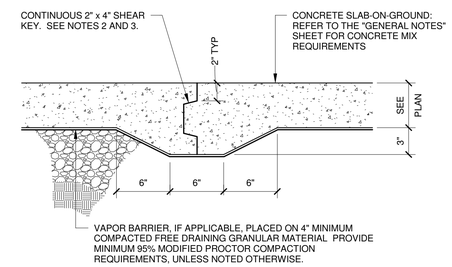

NOTES:

1. COORDINATE WITH ARCHITECT THE TYPE AND THICKNESS OF VAPOR BARRIER, IF APPLICABLE.
2. CONTRACTOR SHALL COORDINATE CONSTRUCTION JOINT LOCATION SUCH THAT THEY COINCIDE WITH CONTRACTION JOINT LOCATIONS SHOWN ON PLAN.
3. APPLY LIQUID BONDBREAKER TO FULL DEPTH OF CONSTRUCTION JOINT.

6 TYPICAL CONSTRUCTION JOINT

1 1/2" = 1'-0"

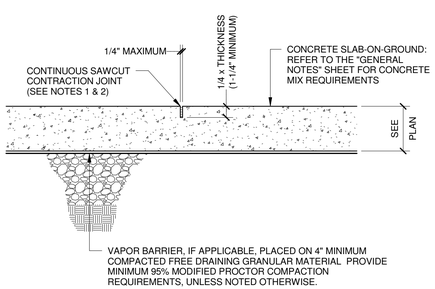

NOTES:

1. SAWCUT JOINT AS SOON AS THE CONCRETE HARDENS. THE CONCRETE IS HARD ENOUGH WHEN THE SAW BLADE DOES NOT DISLODGE ANY AGGREGATE AND WHEN THE CUT EDGES DO NOT RAVEL. SAWCUTTING OPERATION IS TO BE COMPLETE BEFORE ANY SHRINKAGE CRACKING CAN TAKE EFFECT.
2. PREPARE AND SEAL JOINT, AS REQUIRED. COORDINATE WITH ARCHITECT THE TYPE AND THICKNESS OF VAPOR BARRIER, IF APPLICABLE.

7 TYPICAL CONTRACTION JOINT DETAIL

1 1/2" = 1'-0"

base design group, inc.
94 Auburn Street - Unit 206, Portland, Maine 04103
t: 207.553.2070 - f: 207.553.2072
www.basedesigngroup.com

Key Plan

Sheet Issue / Revision

No.	Date	Description
1	04/27/17	Permit Set

Seal/Signature

STATE OF MAINE
MIGUEL BETANCOURT
No. 14038
LICENSED
PROFESSIONAL ENGINEER

Project

UNIT 5 - LOADING DOCK
1039 RIVERSIDE STREET
PORTLAND, MAINE

Client

HardyPond
Construction
Portland, Maine

Title

TYPICAL FOUNDATION DETAILS

Project Number 17068-0

Drawn By MB

Checked By MB

S-300

Scale As indicated