

ALSIDE SUPPLY CTR.  
 1039 RIVERSIDE STREET  
 PORTLAND, MAINE



AIRTEMP MECHANICAL CONTRACTORS  
 11 WALLACE AVENUE  
 SOUTH PORTLAND, MAINE 04106

AIR HANDLING UNIT SCHEDULE											
TAG	AREA SERVED	COOLING TONS	HEATING MBH IN	MANUFACTURER	MODEL NUMBER	ELECTRIC VOLTS/PHASE	MCA AMPS	MAX FUSE	WEIGHT	STAGES	REMARKS
AHU-1	SE OFFICE'S	2	50	LENNDX/AIRE-FLD	AF90MPE050U3	115 / 1	10	20	152 LBS	1H / 1C	1
AHU-2	OPEN OFFICE S	3	50	LENNDX/AIRE-FLD	AF90MPE050U3	115 / 1	10	20	152 LBS	1H / 1C	1
AHU-3	OPEN OFFICE N	4	100	LENNDX/AIRE-FLD	AF90MPE100U4	115 / 1	10	20	158 LBS	1H / 1C	1
CU-1	AHU-1	2	----	LENNDX/AIRE-FLD	AFAIR10B24	208 / 1	16.6	25	----	----	
CU-2	AHU-2	3	----	LENNDX/AIRE-FLD	AFAIR10B36	208 / 1	16.6	25	----	----	
CU-3	AHU-3	4	----	LENNDX/AIRE-FLD	AFAIR10B48	208 / 1	26.9	45	----	----	

REMARKS: 1. L KIT










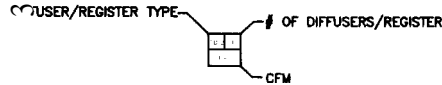
UNIT HEATER SCHEDULE											
TAG	AREA SERVED	COOLING TONS	HEATING MBH IN	MANUFACTURER	MODEL NUMBER	ELECTRIC VOLTS/PHASE	MCA AMPS	WEIGHT	STAGES	REMARKS	
UH-1	WAREHOUSE	----	250	LENNDX	LF-24-250A	115 / 1	<15	285 LBS	1H	1	
UH-1	WAREHOUSE	----	250	LENNDX	LF-24-250A	115 / 1	<15	285 LBS	1H	1	
UH-1	WAREHOUSE	----	250	LENNDX	LF-24-250A	115 / 1	<15	285 LBS	1H	1	
UH-1	WAREHOUSE	----	250	LENNDX	LF-24-250A	115 / 1	<15	285 LBS	1H	1	

REMARKS: 1. LP KIT

EXHAUST FAN SCHEDULE								
TAG	AREA SERVED	CFM	MANUFACTURER	MODEL NUMBER	ELECTRIC VOLTS/PHASE	AMPS	WEIGHT	REMARKS
EF-1	TOILETS	400	GREENHECK	G-085-G	120 / 1	<15	25 LBS	ROOF

AIR DEVICE SCHEDULE					
TAG	SIZE	MAX CFM	MAX NC	THROW @500 FPM	REMARKS
CD-1	6"	98-157	<15-15	1-2-4	SQUARE CDNE DIFFUSER T-BAR LAY-IN
CD-2	8"	175-279	<15-19	2-3-6	SQUARE CDNE DIFFUSER T-BAR LAY-IN
CD-3	10"	273-436	<15-21	3-4-8	SQUARE CDNE DIFFUSER T-BAR LAY-IN
RG	24" X 24"	----	----	----	EGGCRATE RETURN GRILLE T-BAR LAY-IN
EG-1	8" X 8"	----	----	----	EGGCRATE RETURN GRILLE T-BAR LAY-IN

### SYMBOL LEGEND

-  4-WAY SUPPLY DIFFUSER
  -  RETURN REGISTER
  -  CEILING EXHAUST FAN
  -  ROOF MOUNTED EXHAUST FAN
  -  ELBOW WITH TURNING VANES
  -  SQUARE TO ROUND TRANSITION
  -  STANDARD SIZE REDUCTION
  -  SPIN-IN TAKE-OFF WITH DAMPER
  -  FLEX DUCT
- 

AIRTEMP MECHANICAL CONTRACTORS  
 11 WALLACE AVENUE  
 SOUTH PORTLAND, MAINE 04106



ALSIDE SUPPLY CTR  
 1039 RIVERSIDE STREET  
 PORTLAND, MAINE

CLIENT \_\_\_\_\_  
 DATE \_\_\_\_\_  
 SALES \_\_\_\_\_  
 ESTIMATE \_\_\_\_\_  
 PROJECT \_\_\_\_\_  
 DRAWING NO. \_\_\_\_\_  
 SCALE \_\_\_\_\_  
 NORTH \_\_\_\_\_