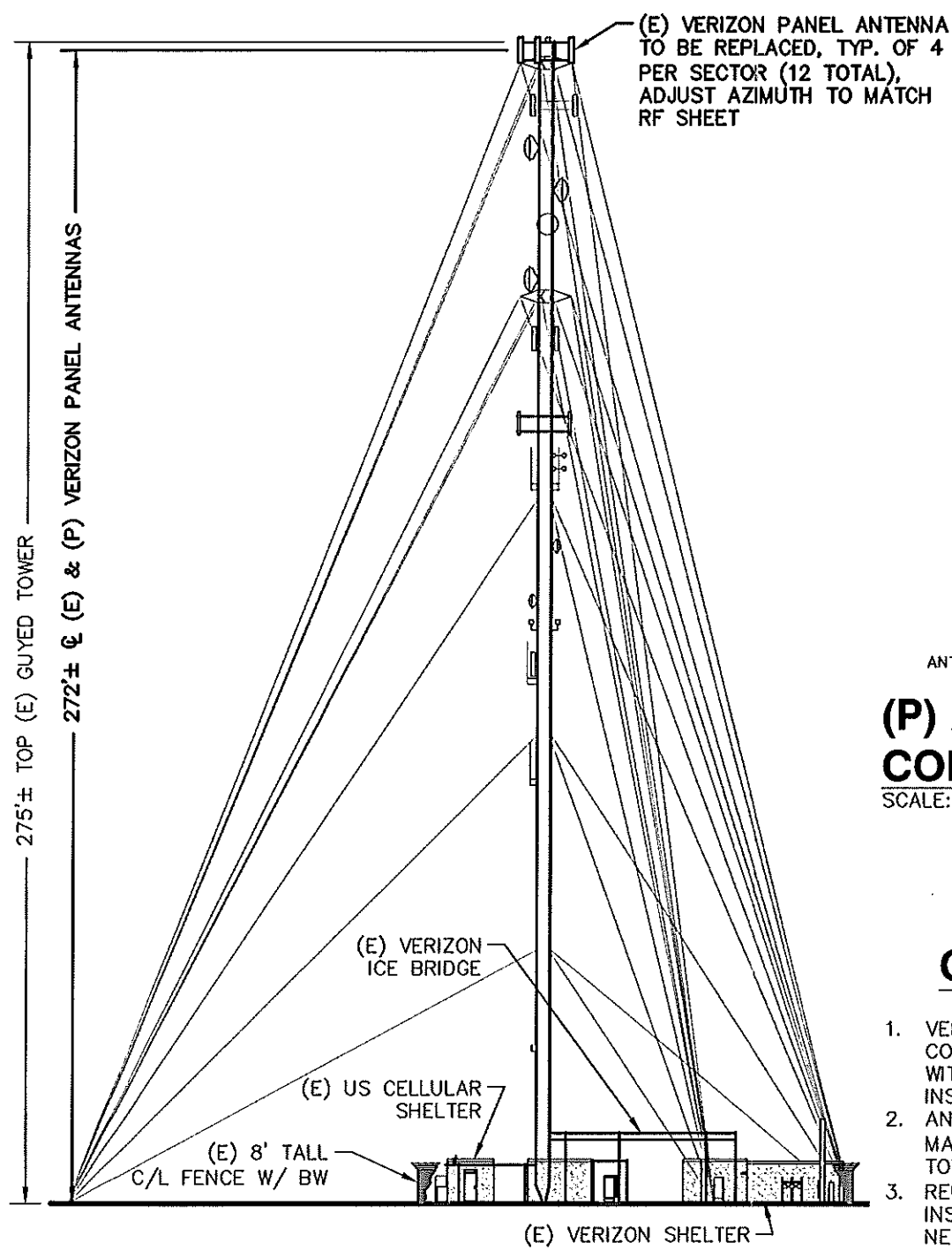
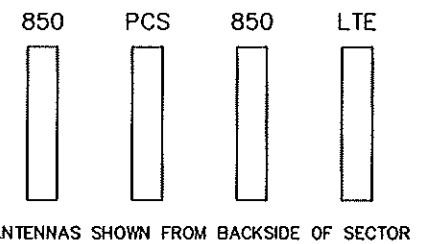


**COMPOUND PLAN**  
 SCALE: 1"=20' (11x17)  
 1  
 A-1



**SOUTHEAST ELEVATION**  
 SCALE: 1"=40' (11x17)  
 2  
 A-1



**(P) ANTENNA CONFIGURATION**  
 SCALE: NONE  
 3  
 A-1

**GENERAL NOTES**

1. VERIFY COAX CONFIGURATION, ANTENNA CONFIGURATION, AND ANTENNA HEIGHT WITH LATEST RF DATA SHEET PRIOR TO INSTALLATION.
2. ANTENNAS TO BE INSTALLED PER MANUFACTURER'S RECOMMENDATIONS & TOWER STRUCTURAL ANALYSIS.
3. REUSE (E) ANTENNA PIPE MOUNTS. INSPECT FOR DAMAGE AND REPLACE AS NECESSARY.
4. EQUIPMENT LOCATIONS TO BE FIELD VERIFIED PRIOR TO COMMENCEMENT OF CONSTRUCTION. ENGINEER SHALL BE NOTIFIED OF ANY DISCREPANCIES.
5. NORTH SHOWN IS APPROXIMATE.
6. MATCH (E) ANTENNA TIP HEIGHT WHERE NECESSARY TO MAINTAIN MAX HT. BELOW BEACON.

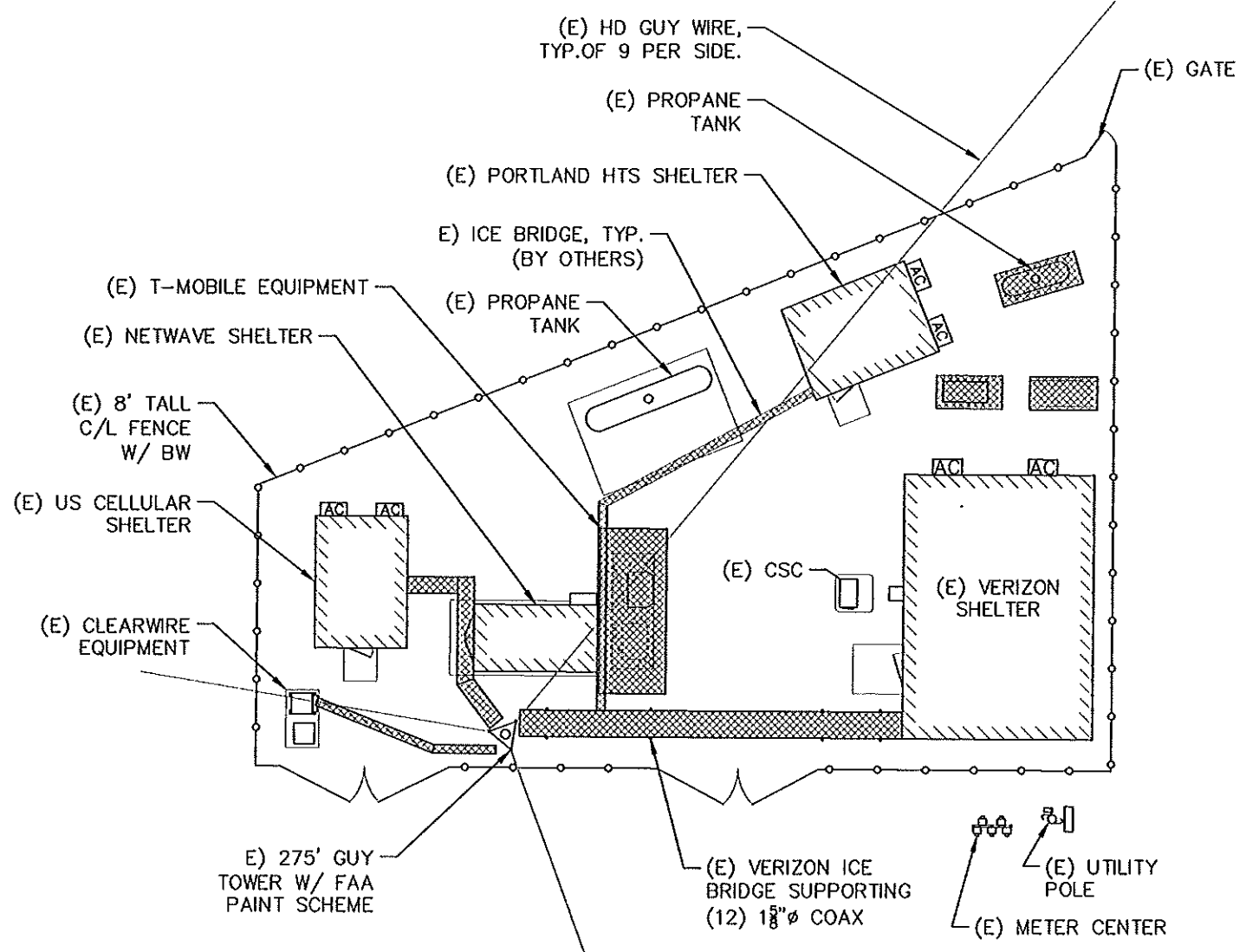
**ProTerra**  
 DESIGN GROUP, LLC  
 1 Short Street  
 Suite 3  
 Northampton, MA 01060  
 Ph: (413)320-4918  
 Fax: (413)320-4917

**verizon**wireless  
 400 FRIBERG PARKWAY  
 WESTBOROUGH, MA 01581

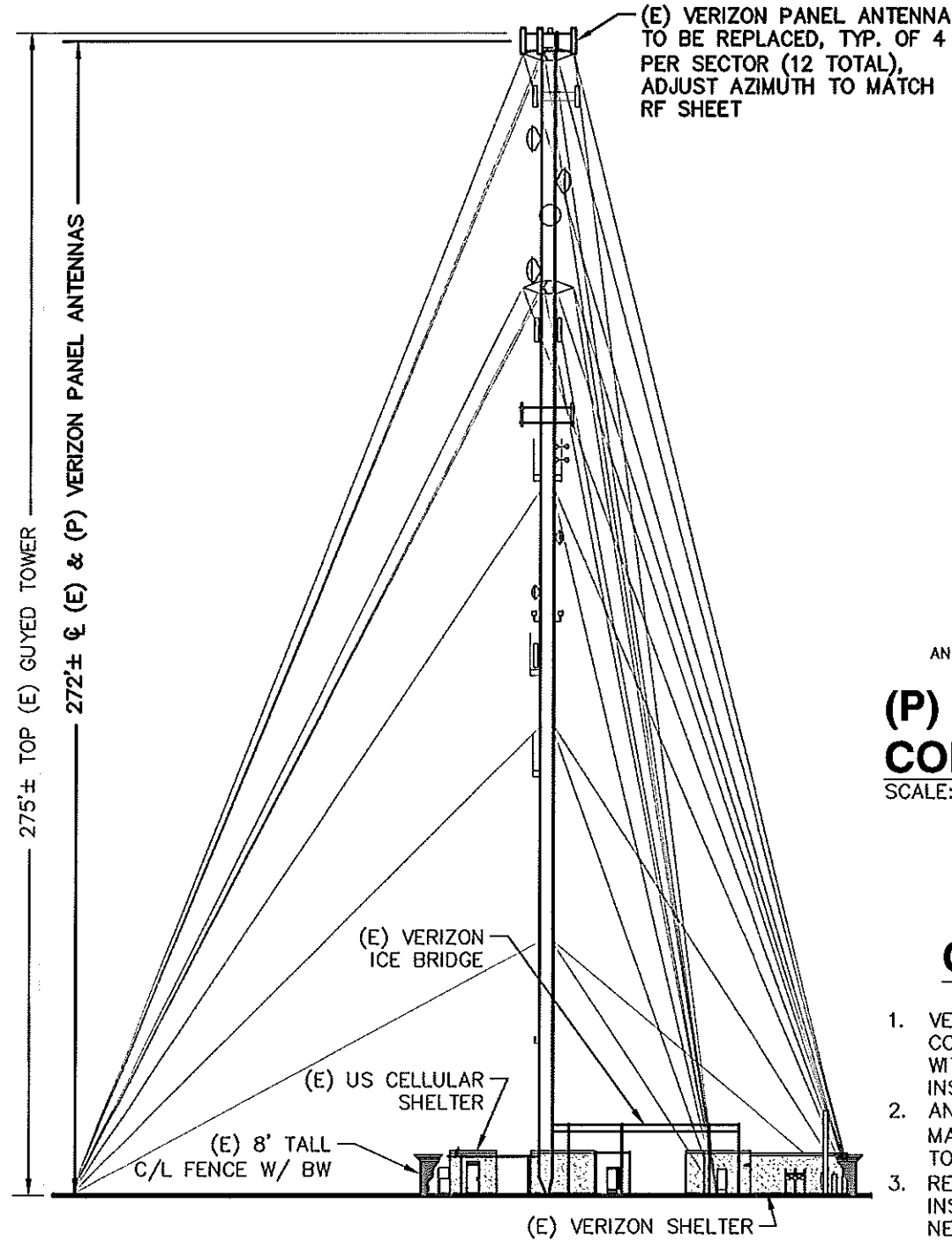
**PORTLAND NORTH ME HD  
 AMERICAN TOWER#10047  
 FCC#1030405**  
 225 RIVERSIDE INDUSTRIAL PKWY  
 PORTLAND, ME 04103

REVISIONS	

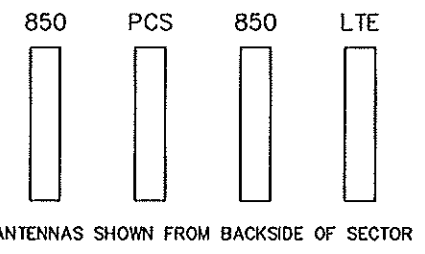

DESIGNED BY:	JMM/TEJ	JOB #:	12-023
DRAWN BY:	DPM/JWR	REV. #:	0
DATE:	7/23/12	<b>A-1</b>	
SCALE:	AS NOTED		



**COMPOUND PLAN**  
 SCALE: 1"=20' (11x17)  
 1  
 A-1



**SOUTHEAST ELEVATION**  
 SCALE: 1"=40' (11x17)  
 2  
 A-1



**(P) ANTENNA CONFIGURATION**  
 SCALE: NONE  
 3  
 A-1

**GENERAL NOTES**

1. VERIFY COAX CONFIGURATION, ANTENNA CONFIGURATION, AND ANTENNA HEIGHT WITH LATEST RF DATA SHEET PRIOR TO INSTALLATION.
2. ANTENNAS TO BE INSTALLED PER MANUFACTURER'S RECOMMENDATIONS & TOWER STRUCTURAL ANALYSIS.
3. REUSE (E) ANTENNA PIPE MOUNTS. INSPECT FOR DAMAGE AND REPLACE AS NECESSARY.
4. EQUIPMENT LOCATIONS TO BE FIELD VERIFIED PRIOR TO COMMENCEMENT OF CONSTRUCTION. ENGINEER SHALL BE NOTIFIED OF ANY DISCREPANCIES.
5. NORTH SHOWN IS APPROXIMATE.
6. MATCH (E) ANTENNA TIP HEIGHT WHERE NECESSARY TO MAINTAIN MAX HT. BELOW BEACON.

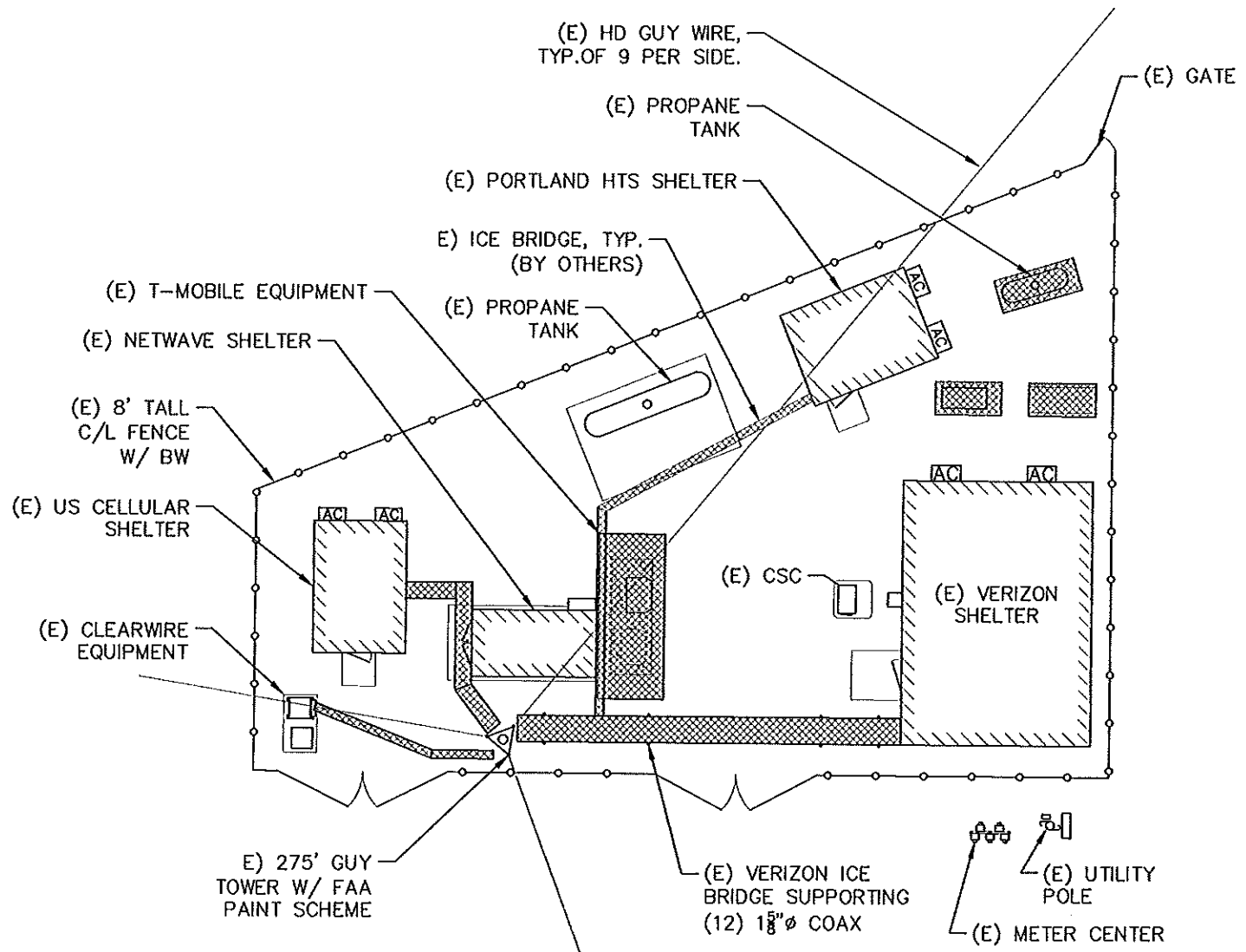

**ProTerra**  
 DESIGN GROUP, LLC  
 1 Short Street  
 Suite 3  
 Northampton, MA 01080  
 Ph: (413)320-4918  
 Fax: (413)320-4917

**verizon**wireless  
 400 FRIBERG PARKWAY  
 WESTBOROUGH, MA 01581

**PORTLAND NORTH ME HD  
 AMERICAN TOWER#10047  
 FCC#1030405**  
 225 RIVERSIDE INDUSTRIAL PKWY  
 PORTLAND, ME 04103

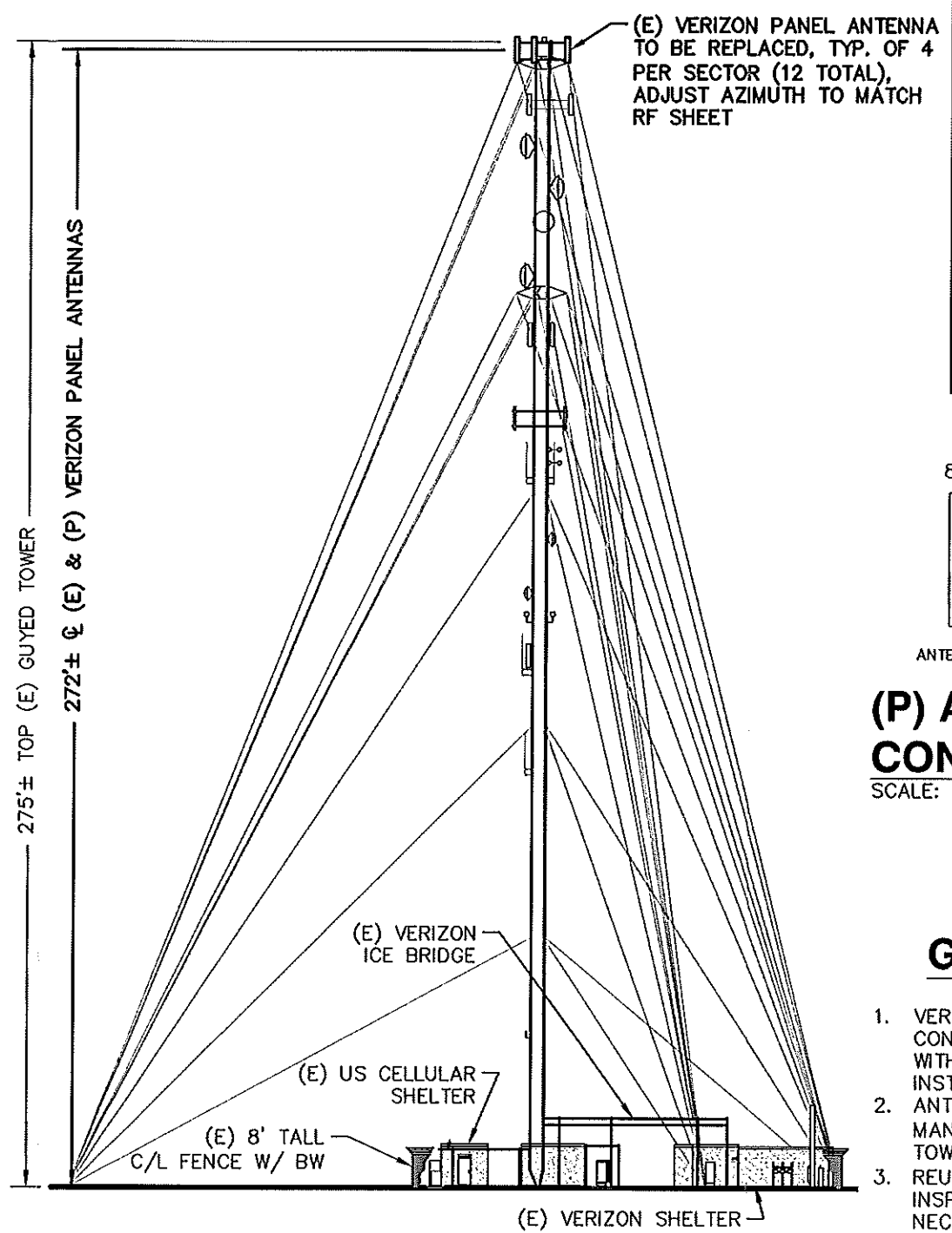
REVISIONS	

DESIGNED BY:	JMM/TEJ	JOB #:	12-023
DRAWN BY:	DPM/JWR	REV. #:	0
DATE:	7/23/12	<b>A-1</b>	
SCALE:	AS NOTED		



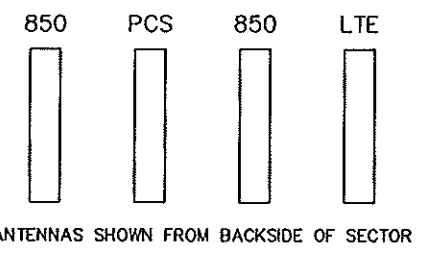
**COMPOUND PLAN**  
 SCALE: 1"=20' (11x17)

1  
A-1



**SOUTHEAST ELEVATION**  
 SCALE: 1"=40' (11x17)

2  
A-1



**(P) ANTENNA CONFIGURATION**  
 SCALE: NONE

3  
A-1

**GENERAL NOTES**

1. VERIFY COAX CONFIGURATION, ANTENNA CONFIGURATION, AND ANTENNA HEIGHT WITH LATEST RF DATA SHEET PRIOR TO INSTALLATION.
2. ANTENNAS TO BE INSTALLED PER MANUFACTURER'S RECOMMENDATIONS & TOWER STRUCTURAL ANALYSIS.
3. REUSE (E) ANTENNA PIPE MOUNTS. INSPECT FOR DAMAGE AND REPLACE AS NECESSARY.
4. EQUIPMENT LOCATIONS TO BE FIELD VERIFIED PRIOR TO COMMENCEMENT OF CONSTRUCTION. ENGINEER SHALL BE NOTIFIED OF ANY DISCREPANCIES.
5. NORTH SHOWN IS APPROXIMATE.
6. MATCH (E) ANTENNA TIP HEIGHT WHERE NECESSARY TO MAINTAIN MAX HT. BELOW BEACON.

**ProTerra**  
 DESIGN GROUP, LLC

1 Short Street  
 Suite 3  
 Northampton, MA 01060  
 Ph: (413)320-4918  
 Fax: (413)320-4917

**verizon**wireless

400 FRIBERG PARKWAY  
 WESTBOROUGH, MA 01581

**PORTLAND NORTH ME HD  
 AMERICAN TOWER#10047  
 FCC#1030405**

225 RIVERSIDE INDUSTRIAL PKWY  
 PORTLAND, ME 04103

REVISIONS	

DESIGNED BY:	JMM/TEJ	JOB #:	12-023
DRAWN BY:	DPM/JWR	REV. #:	0
DATE:	7/23/12	<b>A-1</b>	
SCALE:	AS NOTED		