


GRANT HAYS
ASSOCIATES

ARCHITECTURE & INTERIOR DESIGN
P.O. BOX 6179 FALMOUTH MAINE 04105
207.871.5900 www.granthays.com

JCAL



Michael F. Hays

REV/NO/DATE

▲ 10 MAY '16

▲ 27 MAY '16

PROJECT NAME

foundation
brewing company
EXPANSION

PORTLAND, MAINE 04103



ONE INDUSTRIAL WAY

SHEET

DEMOLITION
PLAN

DATE
15 MAR '16

SCALE
1/8"=1'-0"

DRAWN
MFH/mgk

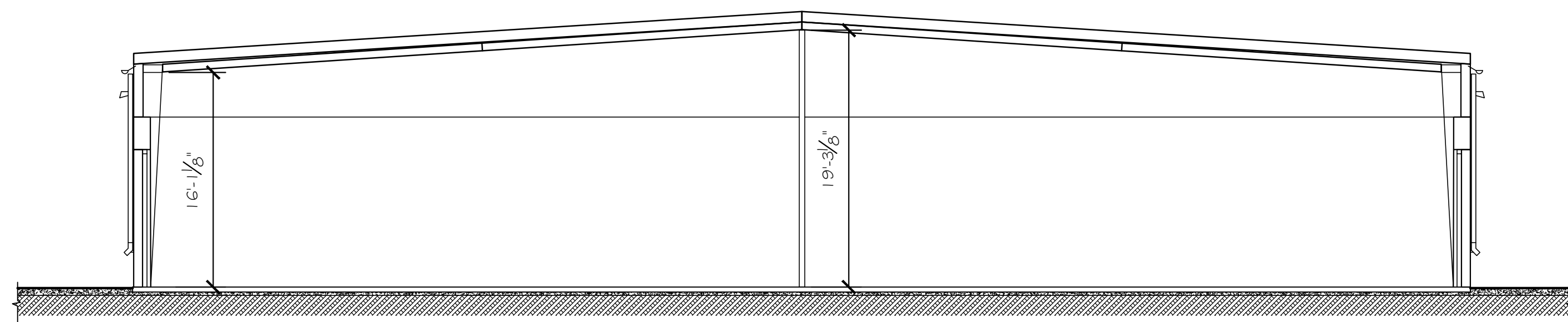
JOB NO.
160201

SHEET
A2

COPYRIGHT
REPRODUCTION OR RELIEF OF THIS
DOCUMENT WITHOUT WRITTEN
PERMISSION FROM GRANT HAYS
ASSOCIATES IS PROHIBITED.

DEMOLITION LEGEND

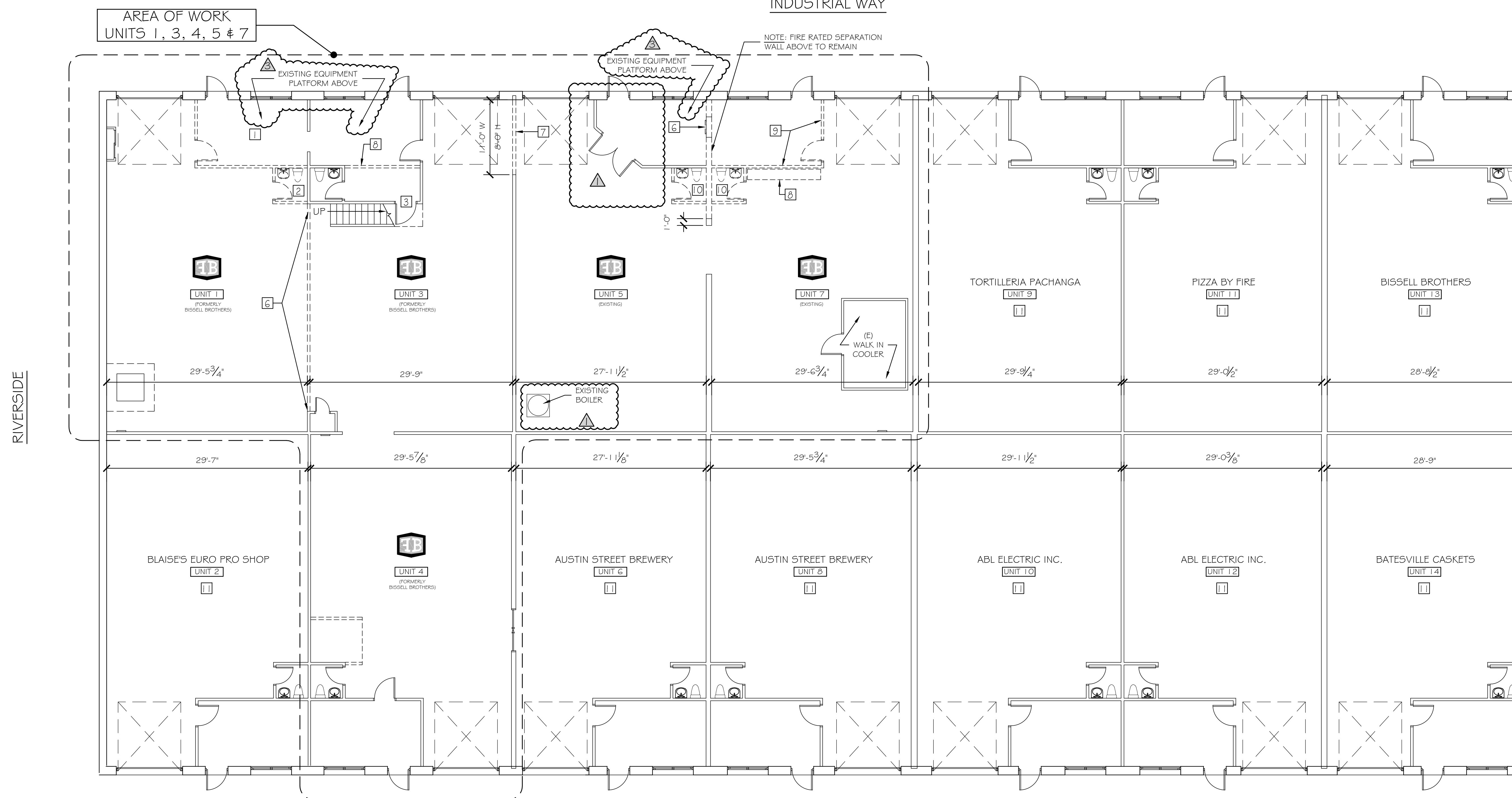
- | | |
|---|--|
| <p>1 REMOVE INTERIOR WALLS, INCLUDING DOOR & FRAME, CEILING FRAMING, FINISHES, AND ANY ASSOCIATED PLUMBING, ELECTRICAL, AND SPRINKLER DROPS. MAINTAIN SPRINKLER COVERAGE AT HIGH CEILING AREA ABOVE.</p> <p>2 REMOVE INTERIOR WALLS, INCLUDING DOOR & FRAME, CEILING FRAMING, FINISHES, PLUMBING FIXTURES, AND ANY ASSOCIATED PLUMBING, ELECTRICAL, AND SPRINKLER DROPS. MAINTAIN SPRINKLER COVERAGE AT HIGH CEILING AREA ABOVE.</p> <p>3 REMOVE DOOR AND FRAME. INFILL WALL TO MATCH ADJACENT CONSTRUCTION. PATCH FINISHED TO MATCH ADJACENT SURFACES.</p> <p>4 REMOVE ROUGH-FRAMED/PLYWOOD STORAGE AREA IN ITS ENTIRETY. PATCH FINISHES TO MATCH ADJACENT SURFACES.</p> <p>5 REMOVE INTERIOR WALL AND DOOR/FRAME. SALVAGE DOOR/FRAME FOR OWNER - STORE AS DIRECTED ON SITE. NOT USED</p> <p>6 REMOVE INTERIOR WALL, INCLUDING ANY ASSOCIATED PLUMBING & ELECTRICAL. PATCH FINISHES TO MATCH ADJACENT SURFACE.</p> <p>7 REMOVE INTERIOR WALL FOR NEW FORKLIFT OPENING.</p> | <p>8 REMOVE PLUMBING FIXTURES. SALVAGE FOR RELOCATION PER OWNER DIRECTION.</p> <p>9 REMOVE INTERIOR WALLS, INCLUDING DOOR & FRAME, AND ANY ASSOCIATED PLUMBING, AND ELECTRICAL. SALVAGE DOOR AND FRAME FOR RELOCATION. MAINTAIN EXISTING CEILING FRAMING AND FINISHES. SEE PROPOSED FLOOR PLAN FOR STRUCTURAL MODIFICATIONS.</p> <p>10 REMOVE INTERIOR WALLS, INCLUDING DOOR & FRAME, FINISHES, PLUMBING FIXTURES, AND ANY ASSOCIATED ELECTRICAL. SEE PROPOSED FLOOR PLAN FOR NEW BATHROOM.</p> <p>11 NO WORK (NIC).</p> |
|---|--|



EXISTING BUILDING SECTION

SCALE: 1/8" = 1'-0"

INDUSTRIAL WAY



DEMOLITION FLOOR PLAN

SCALE: 1/8" = 1'-0"

