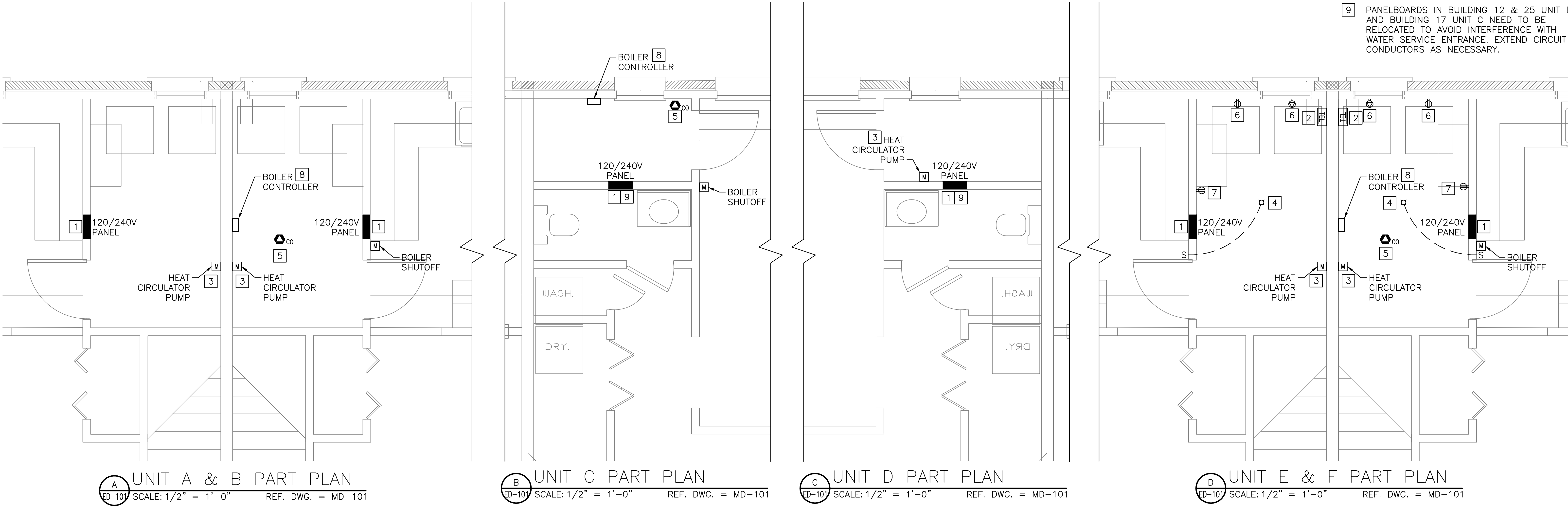


**NOTES:**

- SEE SHEET E-001 FOR LEGEND, ABBREVIATIONS, AND GENERAL NOTES.
- SCOPE OF WORK REPRESENTED IS TYPICAL FOR BUILDINGS 12,17,25.
- HEATING SYSTEM CIRCUITS ARE FED FROM "HOUSE" PANEL, LOCATED ON EXTERIOR OF BUILDING NEAR METER BANK. METER BANK LOCATION VARIES FROM BUILDING TO BUILDING. GENERALLY, METER BANK IS LOCATED AT NORTH WEST OR NORTH EAST CORNER OF BUILDING.

**DEMOLITION KEYED NOTES:**

- REPLACE ALL FEDERAL PACIFIC PANELBOARDS. REFER TO SHEET E-601 FOR PANELBOARD REPLACEMENT SCHEDULE.
- RELOCATE TELEPHONE SERVICE ENTRANCE TO ALLOW FOR PARTITION REMOVAL. SEE SHEET E-101 FOR NEW LOCATION.
- REMOVE CIRCULATION PUMP MANUAL MOTOR STARTER AND CIRCULATION PUMP CIRCUIT COMPLETELY BACK TO ENERGIZING SOURCE.
- RELOCATE LIGHT FIXTURE TO ALLOW FOR NEW PARTITION. SEE SHEET E-101 FOR NEW LOCATION.
- REMOVE CARBON MONOXIDE DETECTOR.
- RELOCATE WASHER AND DRYER RECEPTACLE TO NEW WASHER/DRYER ROOM. SEE SHEET E-101 FOR NEW LOCATION.
- RELOCATE RECEPTACLE TO BE INSIDE WASHER DRYER ROOM.
- REMOVE BOILER CIRCUIT AND ALL ASSOCIATED EQUIPMENT COMPLETELY BACK TO ENERGIZING SOURCE.
- PANELBOARDS IN BUILDING 12 & 25 UNIT D AND BUILDING 17 UNIT C NEED TO BE RELOCATED TO AVOID INTERFERENCE WITH WATER SERVICE ENTRANCE. EXTEND CIRCUIT CONDUCTORS AS NECESSARY.

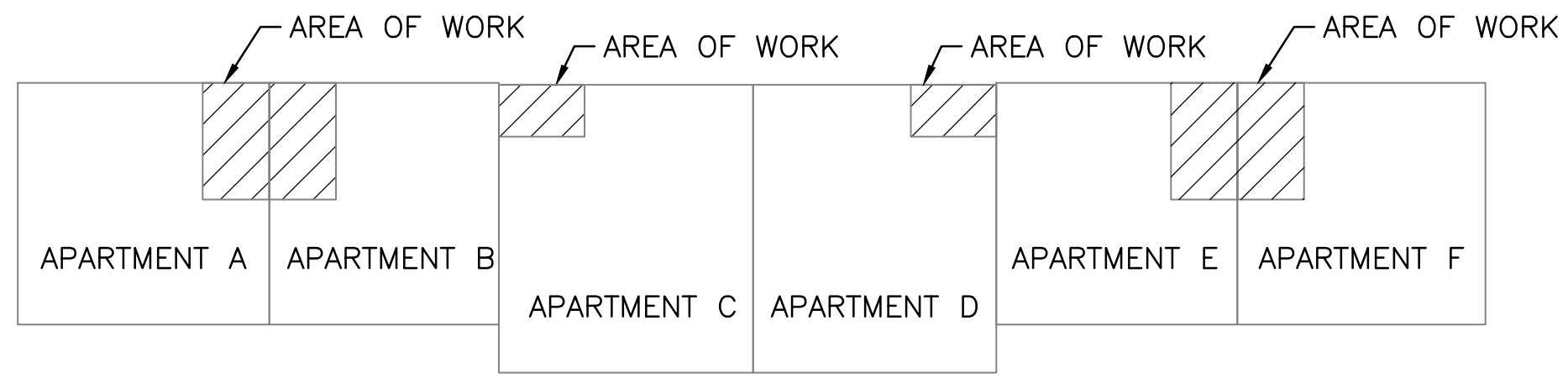


**A** UNIT A & B PART PLAN  
ED-101 SCALE: 1/2" = 1'-0" REF. DWG. = MD-101

**B** UNIT C PART PLAN  
ED-101 SCALE: 1/2" = 1'-0" REF. DWG. = MD-101


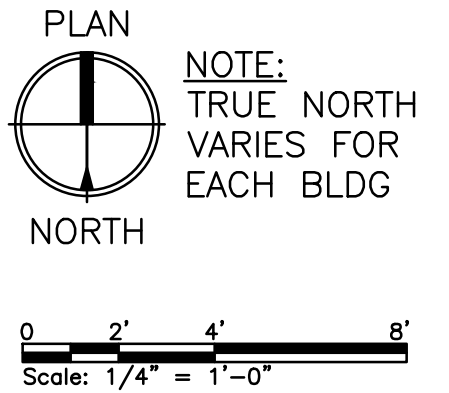
**C** UNIT D PART PLAN  
ED-101 SCALE: 1/2" = 1'-0" REF. DWG. = MD-101

**D** UNIT E & F PART PLAN  
ED-101 SCALE: 1/2" = 1'-0" REF. DWG. = MD-101



**KEY PLAN**  
SCALE: NTS

PLANS REPRESENT A TYPICAL BUILDING CONFIGURATION. NOT ALL BUILDINGS ARE COMPLETELY IDENTICAL. FIELD VERIFY ALL CONDITIONS PRIOR TO PERFORMING ANY WORK.



PORTLAND HOUSING AUTHORITY PORTLAND, MAINE			
RIVERTON BOILER REPLACEMENTS BUILDING NOS 12,17,25			
ELECTRICAL DEMOLITION PLAN			
0	ISSUED FOR CONSTRUCTION	JMB	MRL 9-8-15
REV	DESCRIPTION	DWN	APP DATE
PLEASE NOTE: THIS DOCUMENT MAY NOT ACCURATELY REPRESENT THE FINAL DOCUMENT. ONLY AN ENGINEER, ARCHITECT OR SURVEYOR SIGNED, SEALED AND DATED PAPER COPY, PROVIDED BY THIS OFFICE, MAY BE UTILIZED FOR BIDDING OR CONSTRUCTION PURPOSES.		SIZE: ANSI D DATE: 9-8-15 DES BY: JMB DWN BY: JMB CKD BY: MRL	
74A York Street Portland, Maine 04101 207.533.7753 colbycoengineering.com		PROJECT NO. 218.011.001	DRAWING NO. <b>ED-101</b>
		SHEET 15 OF 17	

X:\218 Portland Housing Authority\218.011.001 - Riverton Boiler Replacements\Drawings\Phase 2\Sheets\ED-101.dwg - 9/8/2015 8:57 AM - CRAIG SMITH