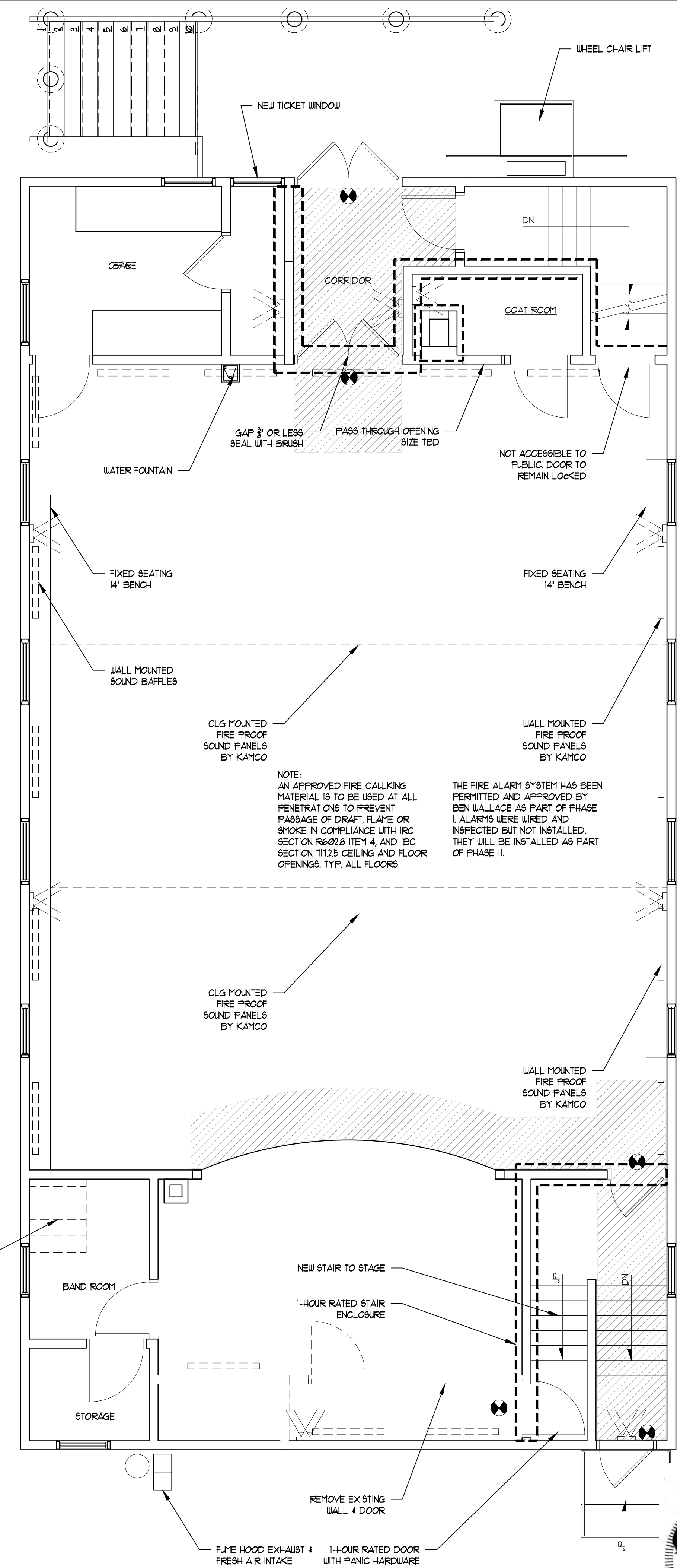
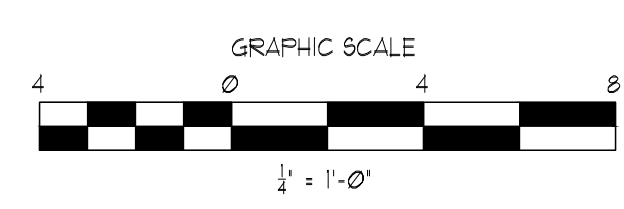



- EGRESS PATH TO BE KEPT CLEAR
- FIRE EXTINGUISHER (CLASS "ABC")
- EXIT SIGN
- EMERGENCY LIGHT PACK
- PULL STATION
- HORN STROBE
- STROBE
- EXIT DOOR TAG
- SMOKE DETECTOR

1 BASEMENT LIFE SAFETY PLAN
 LS1 SCALE: 1/4" = 1'-0"



2 FIRST FLOOR LIFE SAFETY PLAN
 LS1 SCALE: 1/4" = 1'-0"



NOTE:
 THIS DRAWING IS PROVIDED FOR INFORMATIONAL PURPOSES ONLY. IF USED FOR CONSTRUCTION, THE CONTRACTOR ASSUMES ALL RESPONSIBILITY FOR LOCAL CODE COMPLIANCE.
 ALL DRAWINGS, PLANS, SKETCHES, ETC. ARE PROVIDED TO OUR CLIENTS BASED UPON INFORMATION PROVIDED BY THE CLIENT AND DRAWN IN ACCORDANCE WITH COMMON BUILDING PRACTICES AND LOCAL CODES. NONE OF THE EMPLOYEES OF PFC CADD DRAFTING SERVICES, INC. ARE REGISTERED ARCHITECTS, ENGINEERS OR LAND SURVEYORS. ALL DIMENSIONS AND SPECIFICATIONS SHOULD BE VERIFIED BY CLIENT AND/OR CONTRACTOR BEFORE ACTUAL CONSTRUCTION BEGINS. IF DIMENSIONS AND SPECIFICATIONS ARE NOT VERIFIED BY CLIENT AND/OR CONTRACTOR BEFORE ACTUAL CONSTRUCTION BEGINS PFC CADD DRAFTING SERVICES, INC. WILL BE HELD HARMLESS. PFC CADD DRAFTING SERVICES, INC. ASSUMES NO LIABILITY FOR CHANGES AND/OR REVISIONS MADE TO PLANS BY CLIENT AND/OR CONTRACTOR.

3.
2.
1.
REVS:
CODE: IRC 2009
TOWN: PORTLAND
DATE: 05-21-11
SCALE: 1/4" = 1'-0"
DESIGNED: JJO/JJR
DRAWN: JJO/JJR
TITLE: BASEMENT & FIRST FLOOR LIFE SAFETY PLANS
FILE:
SHEET: LS-1