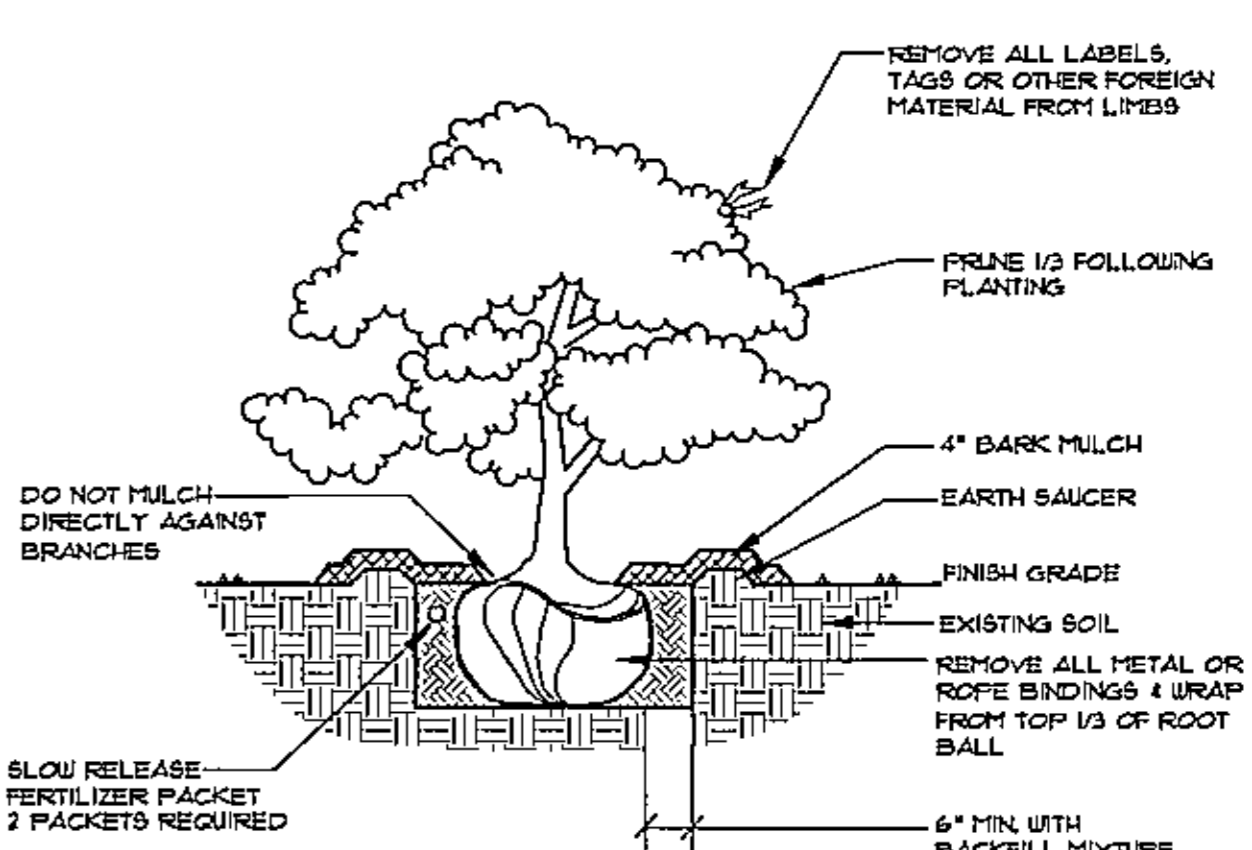
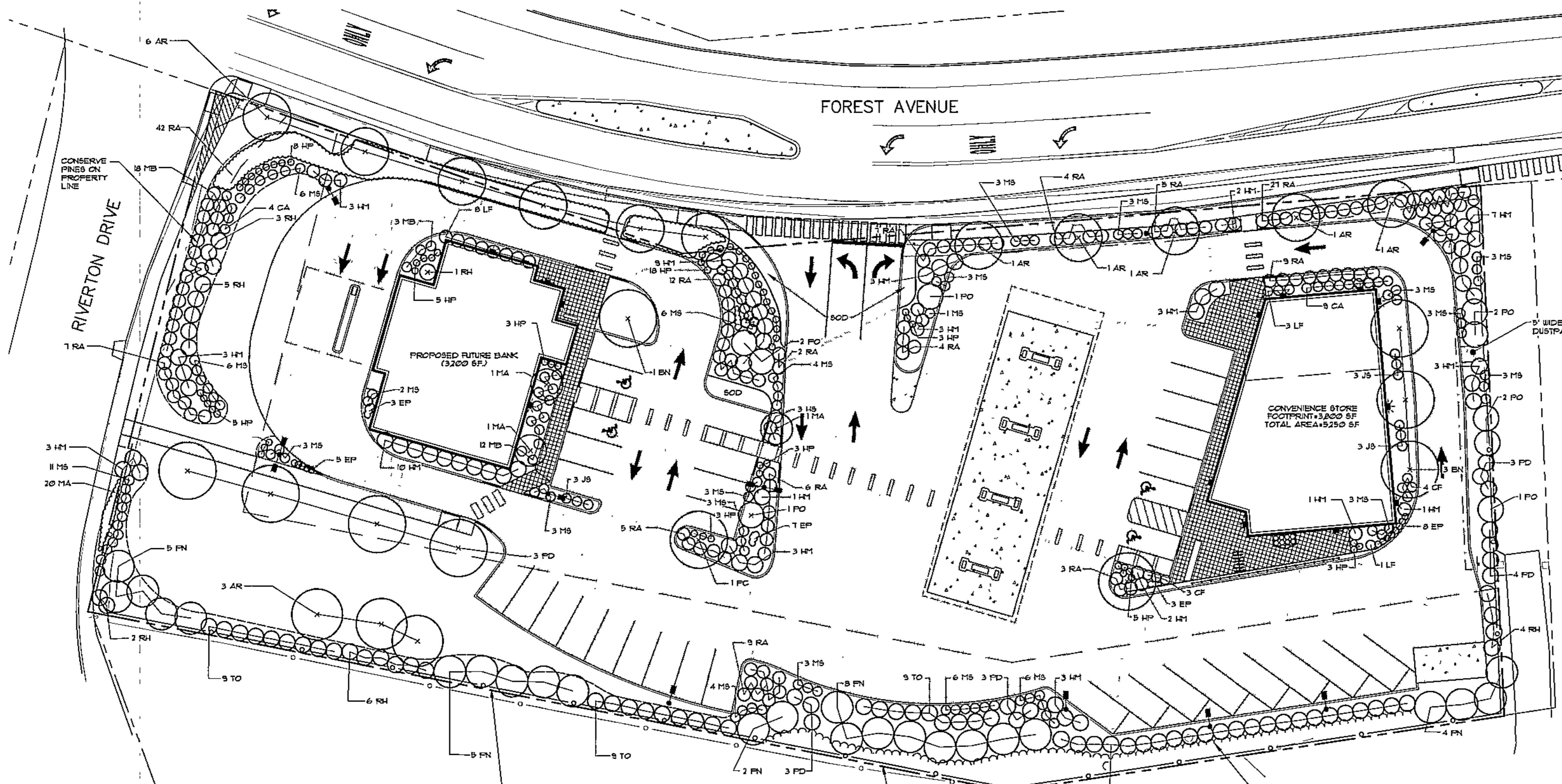


LANDSCAPE NOTES

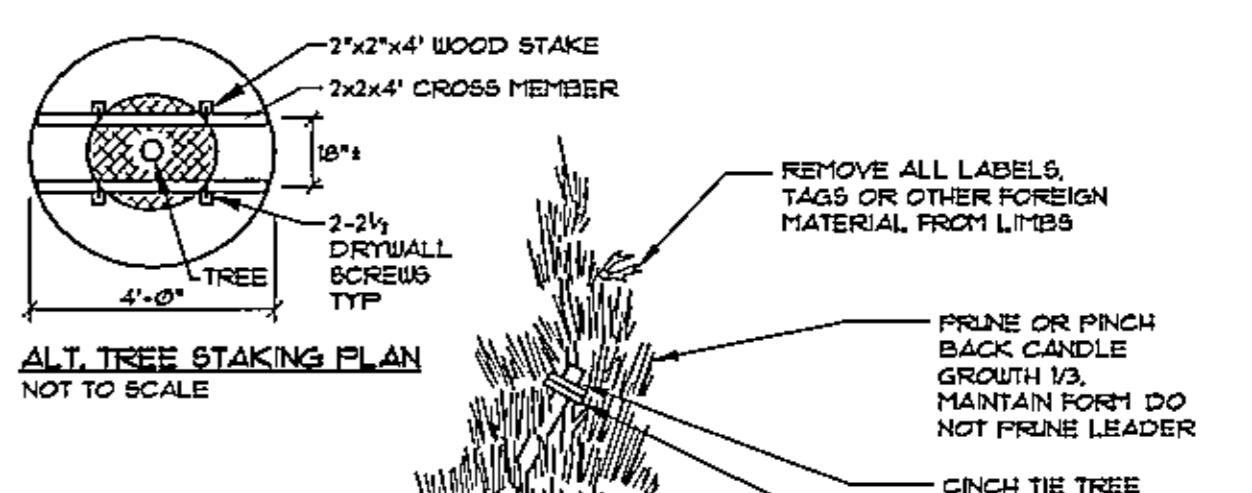
- PLANT QUANTITIES SHOWN ON PLANT LISTS ARE FOR CONVENIENCE TO THE CONTRACTOR ONLY. THE CONTRACTOR IS RESPONSIBLE FOR ALL PLANT MATERIAL INSTALLATION AS SHOWN ON PLANS.
- SIZE AND GRADING STANDARDS OF PLANT MATERIALS SHALL CONFORM TO THE LATEST EDITION OF 'U.S.A. STANDARD FOR NURSERY STOCK' BY THE AMERICAN ASSOCIATION OF NURSERMEN, INC.
- ALL PLANT MATERIAL SHALL BE FREE FROM INSECTS AND DISEASE.
- ALL PLANTING SHALL BE DONE IN ACCORDANCE WITH ACCEPTABLE HORTICULTURAL PRACTICES. THIS IS TO INCLUDE PROPER PLANTING MIX PLANT BED AND TREE PIT PREPARATION, PRUNING, STAKING OR GUYING, WRAPPING, SPRAYING, FERTILIZATION, PLANTING AND ADEQUATE MAINTENANCE UNTIL ACCEPTANCE BY THE OWNER.
- PLANT MATERIAL SHALL BE GUARANTEED FOR A PERIOD OF ONE YEAR BY THE CONTRACTOR AND A PERIOD OF TWO YEARS THEREAFTER BY THE OWNER FROM DATE OF INSTALLATION. DURING THE ONE YEAR GUARANTEE PERIOD DEAD PLANT MATERIAL SHALL BE REPLACED AT NO COST TO THE OWNER. AT THE END OF THE ONE YEAR PERIOD, THE CONTRACTOR SHALL OBTAIN FINAL ACCEPTANCE FROM THE OWNER.
- ALL GRASS, OTHER VEGETATION AND DEBRIS SHALL BE REMOVED FROM ALL PLANTING AREAS PRIOR TO PLANTING.
- EXISTING TREES TO BE PRESERVED WILL BE PROTECTED DURING CONSTRUCTION AND SHALL BE THE RESPONSIBILITY OF THE GENERAL CONTRACTOR.
- THE LANDSCAPE CONTRACTOR IS ADVISED OF THE PRESENCE OF THE UNDERGROUND UTILITIES AND SHALL VERIFY THE EXISTENCE AND LOCATION OF SAME BEFORE COMMENCING ANY DIGGING OPERATIONS. THE LANDSCAPE CONTRACTOR SHALL REPAIR UTILITIES (PAVING WALKS, CURBS, ETC.) DURING PERFORMANCE OF THIS JOB AT NO ADDITIONAL COST TO THE OWNER.
- ALL SHRUB BEDS SHALL BE MULCHED WITH 3" CLEAN SHREDDED DARK BROWN BARK MULCH.
- THE CONTRACTOR SHALL PROVIDE 4" LOAM FOR ALL AREAS TO BE SODDED OR SEEDDED. PLANTING AREAS SHALL RECEIVE 12" ROLLED THICKNESS OF LOAM. THE LANDSCAPE CONTRACTOR SHALL COORDINATE SUBGRADE PREPARATION WITH THE GENERAL CONTRACTOR PRIOR TO PLACING LOAM.
- ANY DEVIATION FROM THE LANDSCAPE PLAN, INCLUDING PLANT LOCATION SELECTION, SIZE, QUANTITY OR CONDITION SHALL BE REVIEWED AND APPROVED BY THE OWNER AND LANDSCAPE ARCHITECT (AND MUNICIPAL AUTHORITY IF APPLICABLE) PRIOR TO INSTALLATION ON SITE.
- WHERE INDICATED ON PLAN PLANTING SOIL MIXTURE FOR PERENNIAL AND ANNUAL FLOWER BED AREAS SHALL CONSIST OF FOUR PARTS TOPSOIL, TWO PARTS SPAGNUM PEAT MOSS, AND ONE PART HORTICULTURAL PERLITE BY VOLUME. PEAT MOSS MAY BE SUBSTITUTED WITH WELL-SORTED OR DEHYDRATED MANURE OR COMPOST. ROTOTILL BEDS TO A DEPTH OF 8 INCHES.

PLANT LIST

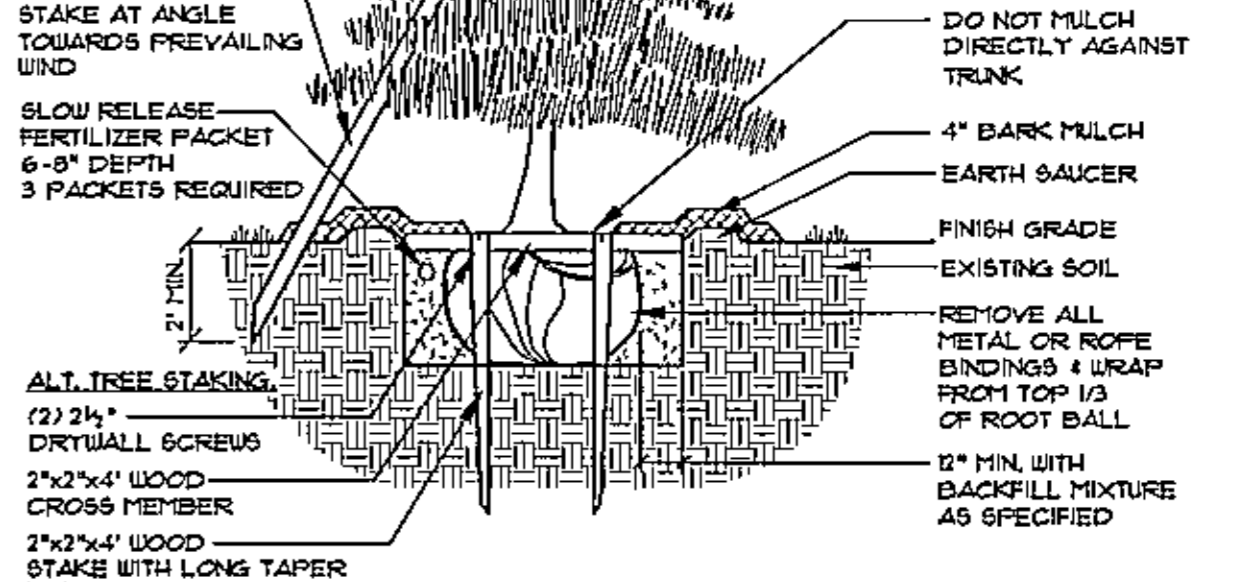
KEY	BOTANICAL NAME	COMMON NAME	SIZE
AR	ACER X FREEMANII 'ARMSTRONG'	ARMSTRONG MAPLE	1 1/2" CAL
PC	PYRUS CALLERYANA 'CLEVELAND'	CLEVELAND SELECT PEAR	1 1/2" CAL
TO	PICEA OMORICA	SERBIAN SPRUCE	6-7' HGT
FD	THUJA OCCIDENTALIS 'SHARAD'	EMERALD GREEN ARBORVITAE	6-7' HGT
HF	PHYSCARPUS OPULIFOLIUS 'DIABLO'	DIABLO NINEBARK	3' HGT
HT	HOSTA SUN 4 'SUBSTANCE'	SUN 4 SUBSTANCE HOSTA	1' CONT
HM	HYDRANGEA MACROPHYLLA 'ENDLESS SUMMER'	ENDLESS SUMMER HYDRANGEA	3' CONT
MS	MISCANTHUS SINENSIS 'COSMOPOLITAN'	COSMOPOLITAN GRASS	24-30"
CA	CLETHRA ALNFOLIA 'SIXTEEN CANDLES'	SIXTEEN CANDLES SWEETSHOOT	24-30"
RZ	RHODODENDRON NORTHERN STARBURST'	NORTHERN STARBURST RHODY	24-30"
LF	LEUCOTHOE FONTANESIANA	DROOPING LEUCOTHOE	18-24"
FN	FRAXINUS NIGRA	AUSTRIAN FINE	6-7' HGT
JS	JUNIFERUS SABINA 'SIERRA SPREADER'	SIERRA SPREADER JUNIFER	24-30"
EP	ECHINACEA PURPUREA 'MAGNUS'	MAGNUS CONEFLOWER	1' CONT
RA	RAIS AROMATICA 'GRO-LOU'	GRO-LOU SWEET	2' CONT
MA	MAGNOLIA X LOEBNERI 'LEONARD MESSEL'	LEONARD MESSEL MAGNOLIA	6' HGT
MB	MICROBIOTA DECUSSATA	SIBERIAN CARPET CYPRESS	3' CONT
CF	CALAMAGROSTIS ACUTIFLORA 'KARL FOERSTER'	KARL FOERSTER FEATHER REED GRASS	2' CONT
BN	BETULA NIGRA	RIVER BIRCH	10-12' CLUMP



DECIDUOUS & EVERGREEN SHRUB
NOT TO SCALE



ALT. TREE STAKING PLAN
NOT TO SCALE

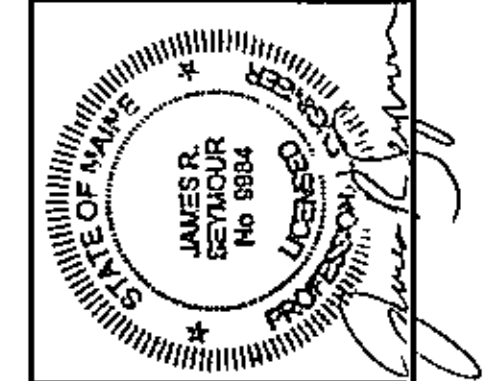
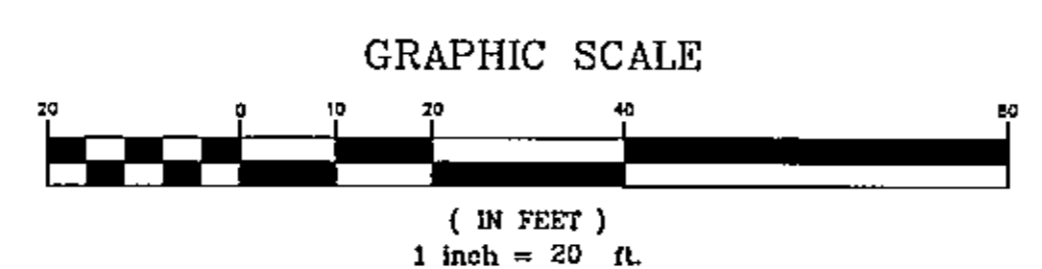


DECIDUOUS TREES
EVERGREEN TREES
NOT TO SCALE

- NOTES:**
- INSTALL STAKES AND GUYS TO TREES IF THE FOLLOWING APPLY:
 - THE TREE IS OF SUBSTANTIAL SIZE.
 - THE PLANTING LOCATION IS EXTREMELY WINDY, AS ON OPEN UNDEVELOPED SITES.
 - THE PLANTING LOCATION IS COMPOSED OF SAND OR OTHER LOOSE TEXTURED SOILS.
 - IF STAKES AND GUYS ARE REQUIRED, REMOVE AFTER ONE YEAR.

LEGEND

EXISTING	DESCRIPTION	PROPOSED
---	BOUNDARY LINE/ROLL	---
---	ADJUTER LINE/ROLL	---
□	MONUMENT	□
○	IRON PIPE/ROD	○
—	BUILDING	—
—	SIGN	—
—	EDGE PAVEMENT	—
—	EDGE CONCRETE	—
—	PAVEMENT PAINT	—
—	GRAVEL ROAD	—
—	CURBLINE	—
—	TREELINE	—
—	CHAIN LINK FENCE	—
○	DECIDUOUS TREE	○
○	CONIFEROUS TREE	○
—	MULCH LINE	—



REVISED SITE PLAN/REMOVE COFFEE DRIVE/THRU CITY COMMENTS	DATE	STATUS
REVISED FOR FINAL PLAN COMMENTS	04-12-12	JRS
SUBMITTED FOR FINAL PLAN REVIEW	03-19-12	JRS
RESUBMITTED FOR PRELIMINARY REVIEW	03-06-12	JRS
SUBMITTED FOR PRELIMINARY REVIEW	01-10-12	JRS
SUBMITTED FOR PRELIMINARY REVIEW	11-19-11	JRS

Sebago Technics
Engineering. Expertise. You Can Build On.
One Church Street
Westbrook, ME 04090-3338
Tel (207) 855-0277
WWW.SEBAGOTECHNICS.COM

PROJECT NO. 11-42L
FIELD BOOK
DESIGN
CHKO
DRAWN
JRS
SAG
ACL

LANDSCAPING PLAN
OF
TRITON FOODMART / GAS STATION
188A FOREST AVE.
PORTLAND, MAINE
FOR
JOHN CHAU
75 ACADIA ST.
PORTLAND, MAINE 04103

DATE: 8/3/11
SCALE: 1" = 20'

SHEET 5 OF 9