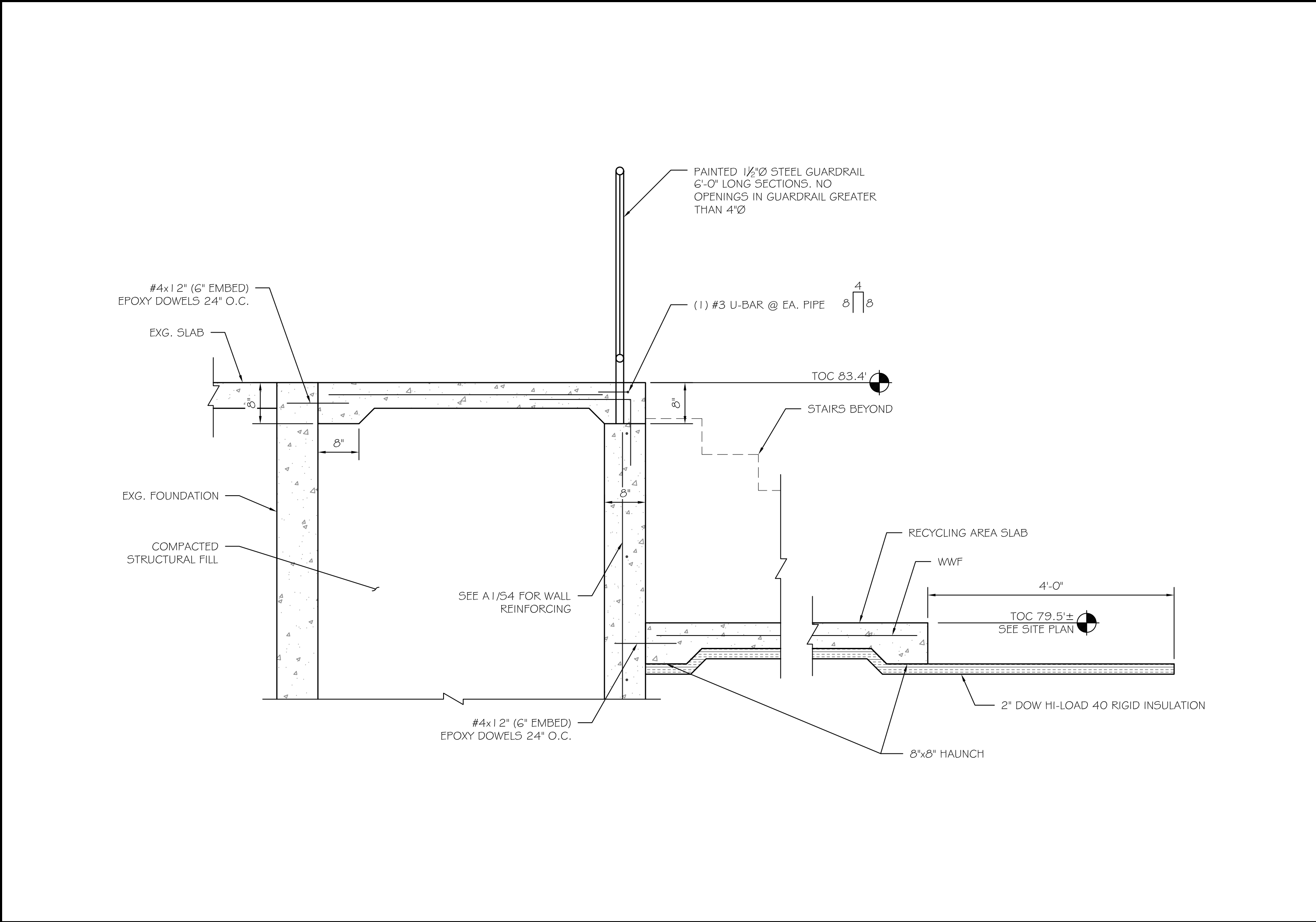




B4 SIDE ELEVATION WALL GIRTS  
SCALE: 1/4" = 1'-0"



A4 FRAMING SECTION AT EXG  
SCALE: 1/4" = 1'-0"

A2 SECTION  
SCALE: 3/4" = 1'-0"



**ASSOCIATED DESIGN PARTNERS INC.**  
 Office: (207) 878-1751  
 Fax: (207) 878-1788  
 E-Mail: cdp@adpengineering.com  
 80 Leighton Road  
 Falmouth, Maine 04105

THIS DRAWING, DESIGN AND ELECTRONIC FILE ARE THE PROPERTY OF ASSOCIATED DESIGN PARTNERS, INC. THE REPRODUCTION, COPYING OR ANY OTHER USE OF THIS DOCUMENT WITHOUT WRITTEN CONSENT IS PROHIBITED.

PROJECT: **ALLAGASH 2015 EXPANSION**  
**100 INDUSTRIAL WAY, PORTLAND ME**  
 FOR: ALLAGASH BREWING CO.  
 SHEET TITLE: **FRAMING ELEVATIONS AND DETAILS**  
**ISSUED FOR PERMITTING**

NO.	BY	DESCRIPTION	DATE

DATE : 7/25/14  
 SCALE : AS NOTED  
 DESIGN BY: ASW  
 DRAWN BY: RSC  
 FILE #:  
 PROJECT NUMBER:  
**14064**  
 SHEET NO:  
**38**