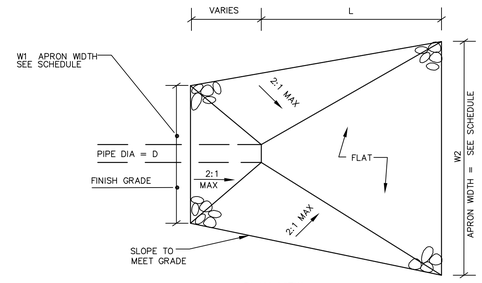

PLAN VIEW

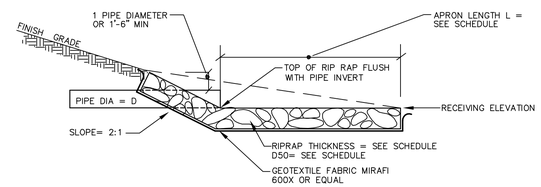

SECTION VIEW

NOTES

1. RIPRAP TO BE PROCESSED ANGULAR ROCK
2. RIPRAP GRADIATION SHALL BE A WELL GRADED MIX FROM ABOUT 1.5 TIMES D SIZE TO 25 PERCENT OF THE D SIZE
3. THE RIPRAP STONES SHALL BE CAREFULLY PLACED FROM THE TOE OF THE SLOPE UPWARD
4. STONES SHALL BE LOWERED TO THE SLOPE AND NOT BE ALLOWED TO DROP MORE THAN 12" ONTO THE GEOTEXTILE
5. THE FINISHED SURFACE SHALL BE A RELATIVELY SMOOTH, UNIFORMLY SLOPED SURFACE

TYPICAL RIPRAP APRON SCHEDULE

CULVERT DIAMETER - D (IN.)	APRON LENGTH - L (FT.)	WIDTH -W1 (FT)	WIDTH -W2 (FT)	RIPRAP D50 (IN.)	RIPRAP THICKNESS (IN.)
12	8	3	9	6	14
15	10	4	12	6	14
18	13	5	15	7	16
24	18	6	20	8	18
36	29	9	32	11	25
42	33	11	37	12	27
48	39	12	43	16	36

RIPRAP APRON

NOT TO SCALE

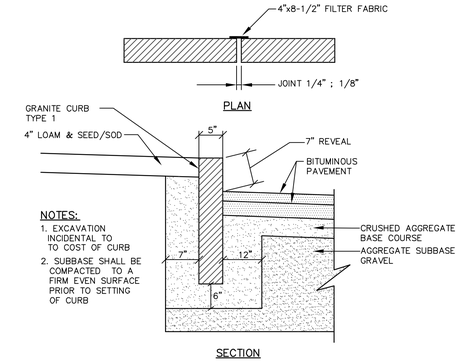

NOTES:

1. EXCAVATION INCIDENTAL TO TO COST OF CURB
2. SUBBASE SHALL BE COMPACTED TO A FIRM EVEN SURFACE PRIOR TO SETTING OF CURB

VERTICAL GRANITE CURB

NOT TO SCALE

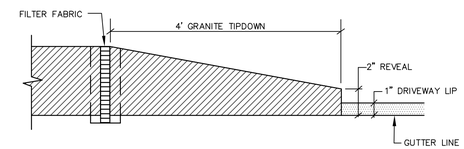

TYPICAL TIPDOWN CURB INSTALLATION

NOT TO SCALE

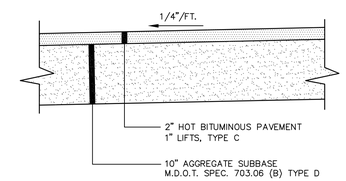

BITUMINOUS SIDEWALK

NOT TO SCALE

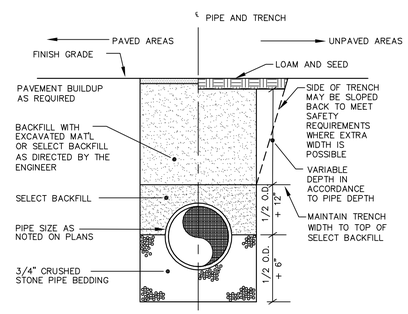

TYPICAL TRENCH SECTION

NOT TO SCALE

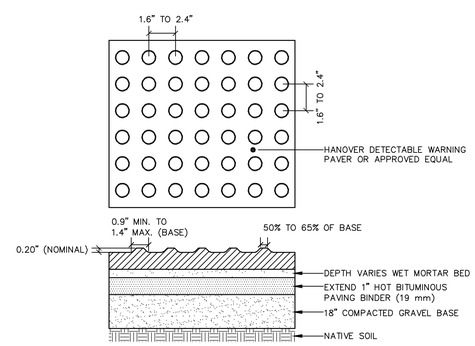

NOTES

1. PAVERS ARE INSTALLED IN A WET MORTAR BED OVER HOT BITUMINOUS OR COMPACTED FILL BASE. THE WET MORTAR BED IS REQUIRED TO LEVEL THE PAVERS.
2. SPACING REQUIREMENTS:
   A. TRUNCATED DOME PAVERS HAVE A BASE DIAMETER OF 0.9" (23 MM) MINIMUM TO 1.4" (36 MM) MAXIMUM, A TOP DIAMETER OF 50% OF THE BASE DIAMETER MINIMUM TO 65% OF THE BASE DIAMETER MAXIMUM, AND A NOMINAL DOME HEIGHT OF 0.2" (5 MM).
   B. TRUNCATED DOME PAVERS IN A DETECTABLE WARNING SURFACE HAVE A CENTER-TO-CENTER SPACING OF 1.6" (41 MM) MINIMUM AND 2.4" (61 MM) MAXIMUM, AND A BASE-TO-BASE SPACING OF 0.65" (16 MM) MINIMUM, MEASURED BETWEEN THE MOST ADJACENT DOMES ON THE SQUARE GRID.
   C. DETECTABLE WARNING SURFACES SHALL BE COLORED PER SPECIFICATION.

TACTILE WARNING STRIP DETAIL

NOT TO SCALE

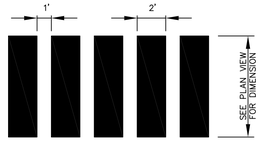

CROSSWALK DETAIL

NOT TO SCALE

Reviewed for Code Compliance Inspections Division Approved as Noted
Date: 04/10/17

RICHARD MEEK P.E. 10668

STATE OF MAINE RICHARD L. MEEK No. 10668 PROFESSIONAL ENGINEER

DESIGNED	CHECKED
RLM	RLM

REV:	BY:	DATE:	STATUS:
A	RLM	10-03-16	SUBMIT FOR CLIENT REVIEW

THIS PLAN SHALL NOT BE MODIFIED WITHOUT WRITTEN PERMISSION FROM SEBAGO TECHNICS, INC. ANY ALTERATIONS, AUTHORIZED OR OTHERWISE, SHALL BE AT THE USER'S SOLE RISK AND WITHOUT LIABILITY TO SEBAGO TECHNICS, INC.

SEBAGO TECHNICS
WWW.SEBAGOTECHNICS.COM
75 John Roberts Rd. Suite 1A
South Portland, ME 04106
Tel. 207-200-2100
250 Goddard Rd. Suite B
Lewiston, ME 04240
Tel. 207-783-9536

CONSTRUCTION DETAILS
OF:
ALLAGASH BREWING COMPANY
INDUSTRIAL WAY
PORTLAND, MAINE
FOR:
50 INDUSTRIAL WAY, LLC
50 INDUSTRIAL WAY
PORTLAND, MAINE 04103

PROJECT NO.	SCALE
02249	N.T.S.

SHEET 3 OF 3

02249S.dwg, TAB: 02249-D