

PROJECT SITE

NOTES FOR AN NFPA 13D SYSTEM

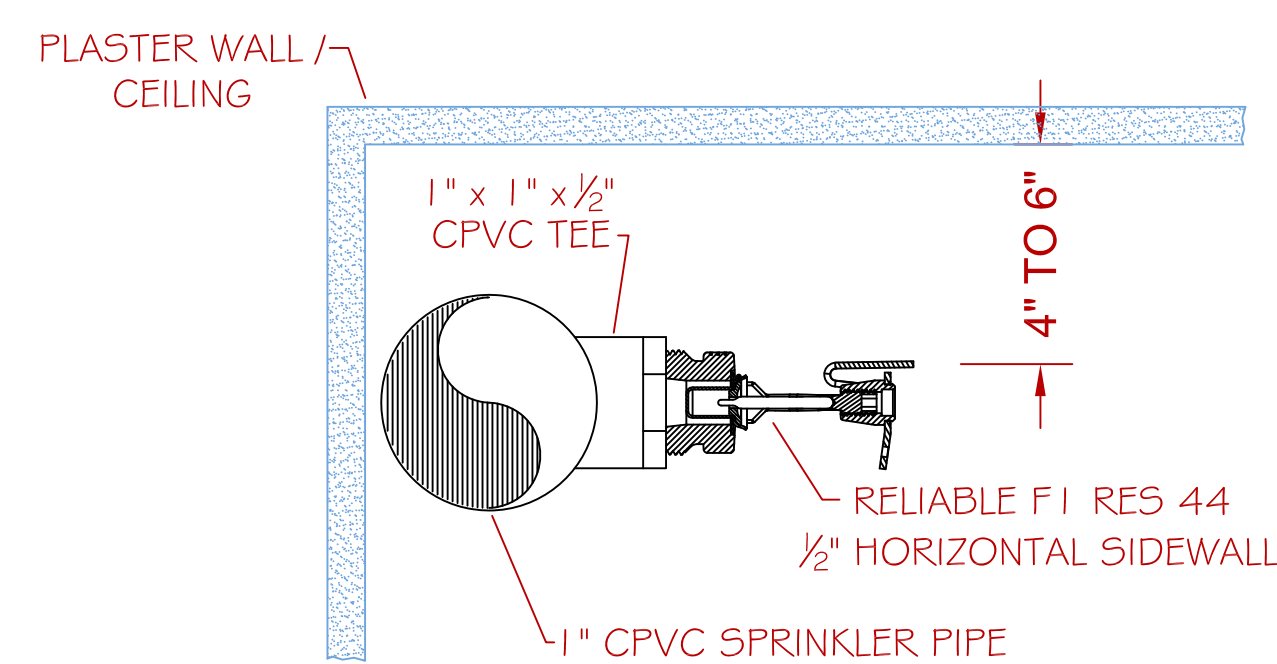
(13D) 8.6.2 BATHROOMS
SPRINKLERS SHALL NOT BE REQUIRED IN BATHROOMS OF 55 SQ. FT. AND LESS.

(13D) 8.6.4 GARAGES / PORCHES
SPRINKLERS SHALL NOT BE REQUIRED IN GARAGES, OPEN ATTACHED PORCHES, CARPORTS, AND SIMILAR STRUCTURES.

(13D) 8.6.5 ATTICS / PENTHOUSES
SPRINKLERS SHALL NOT BE REQUIRED IN ATTICS, PENTHOUSE EQUIPMENT ROOMS, ELEVATOR MACHINE ROOMS, CONCEALED SPACES DEDICATED EXCLUSIVELY TO AND CONTAINING ONLY DWELLING UNIT VENTILATION EQUIPMENT, FLOORCEILING SPACES, ELEVATOR SHAFTS, CRAWL SPACES, AND OTHER CONCEALED SPACES THAT ARE NOT USED OR INTENDED FOR LIVING PURPOSES AND DO NOT CONTAIN FUEL-FIRED EQUIPMENT.

(13D) 8.6.6 CANOPIES
SPRINKLERS SHALL NOT BE REQUIRED IN COVERED UNHEATED PROJECTIONS OF THE BUILDING AT ENTRANCES / EXITS AS LONG AS THERE IS ANOTHER MEANS OF EGRESS FROM THE DWELLING UNIT.

(13D) 8.6.7 CEILING POCKETS
SPRINKLERS SHALL NOT BE REQUIRED FOR CEILING POCKETS THAT MEET THE FOLLOWING CONDITIONS:
(1) THE TOTAL VOLUME OF UNPROTECTED CEILING POCKET DOES NOT EXCEED 100 CU. FT.
(2) THE ENTIRE FLOOR UNDER THE UNPROTECTED CEILING POCKET IS PROTECTED BY THE SPRINKLERS AT THE LOWER CEILING ELEVATION.
(3) EACH UNPROTECTED CEILING POCKET IS SEPERATED FROM ANY ADJACENT UNPROTECTED CEILING POCKET BY A MINIMUM OF 10 FT. HORIZONTAL DISTANCE.
(4) THE INTERIOR FINISH OF THE UNPROTECTED CEILING POCKET IS NONCOMBUSTIBLE OR LIMITED-COMBUSTIBLE MATERIAL.
(5) SKYLIGHTS NOT EXCEEDING 32 SQ. FT. SHALL BE PERMITTED TO HAVE A PLASTIC COVER.



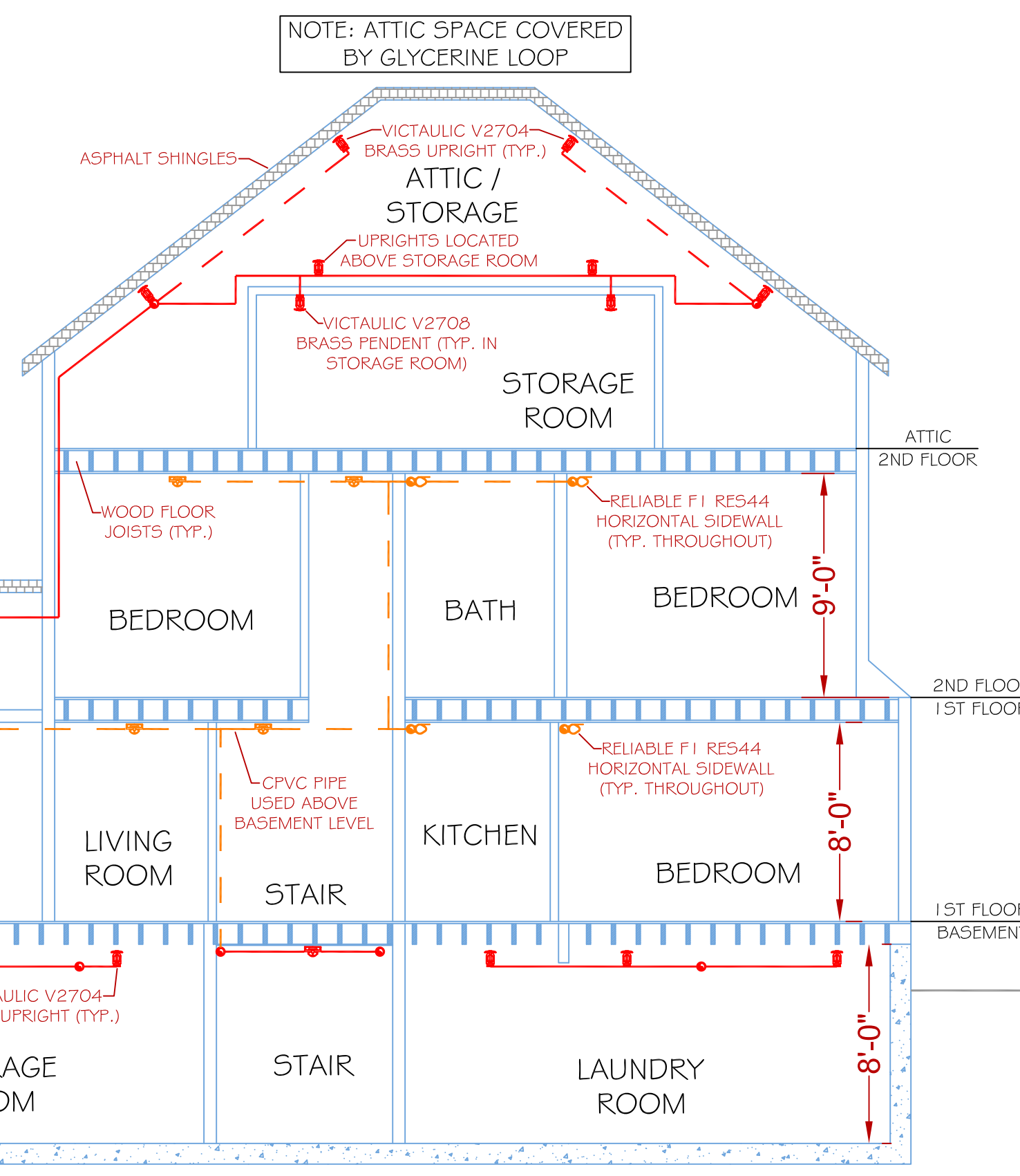
W SIDEWALL HEAD DETAIL
SCALE: N.T.S.

PROJECT DESCRIPTION

BUILDING CONST: THE BUILDING IS CONSTRUCTED WITH WOOD FRAMING THROUGHOUT WITH SHEETROCK / PLASTER WALLS AND CEILINGS WITH THE EXCEPTION OF THE BASEMENT AND ATTIC WHICH ARE OPEN WOOD CONSTRUCTION. THE ROOF STRUCTURE IS SURFACED WITH ASPHALT SHINGLES.

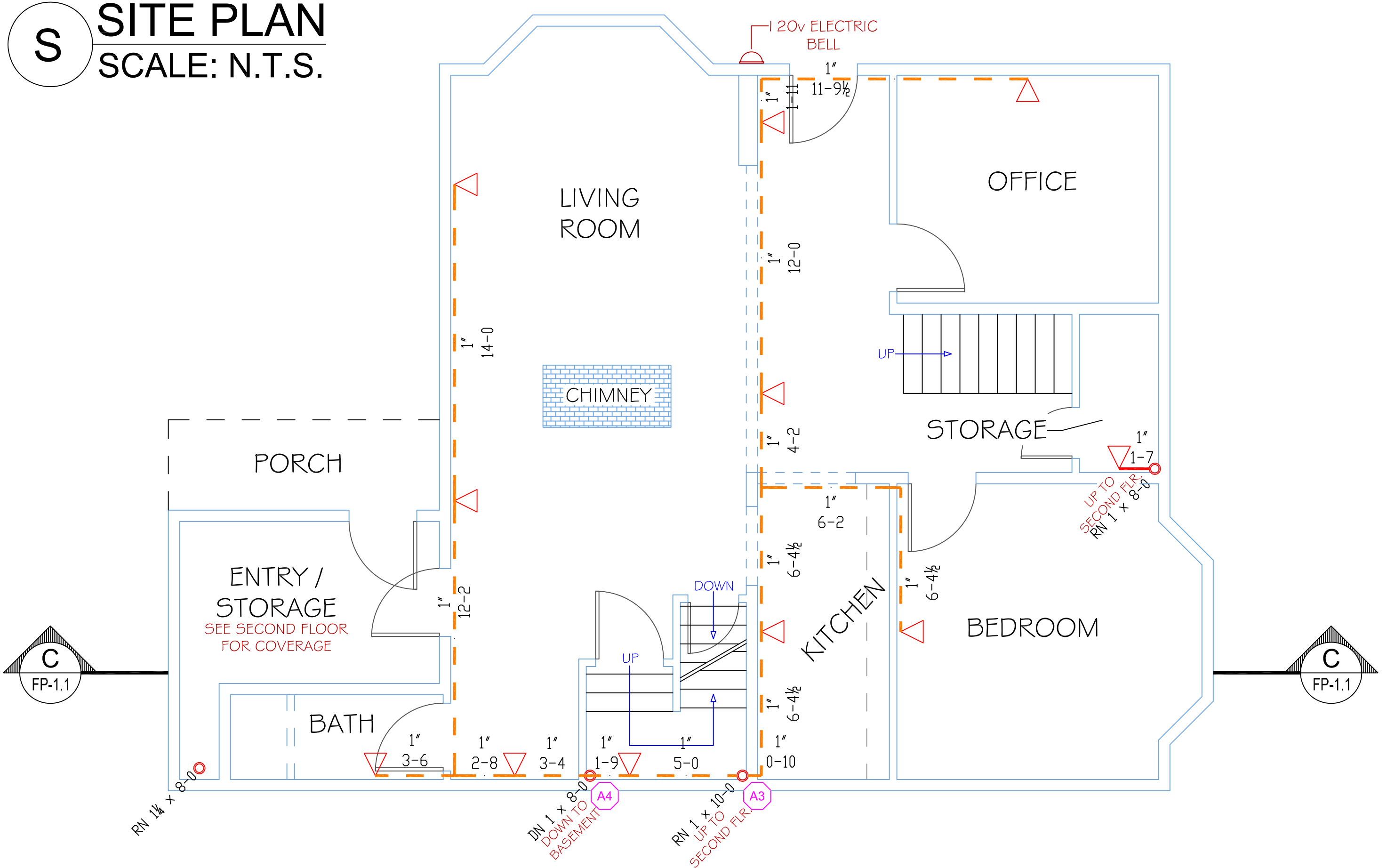
BUILDING OCCUP: THE BUILDING IS A BOARDING HOME FOR STUDENTS AS WELL AS A FULL TIME HOUSE MOTHER.

SPRINKLER DESIGN: THE SPRINKLER SYSTEM HAS BEEN DESIGNED USING A LIGHT HAZARD CLASSIFICATION IN ALL OCCUPIED RESIDENTIAL AREAS. THE ATTIC AND BASEMENT HAVE BEEN DESIGNED USING AN ORDINARY HAZARD GROUP 1 CLASSIFICATION. THE SPRINKLER SYSTEM HAS BEEN DESIGNED TO MEET ALL APPLICABLE STANDARDS AND CODES REGARDING AN NFPA 13D 2007 ed. SYSTEM. THE ATTIC STORAGE AREA IS TO BE FED FROM A GLYCERINE LOOP TO PREVENT FREEZING. NOTE: A 30 MINUTE WATER SUPPLY HAS BEEN UTILIZED TO MEET NFPA 101 2009 ed. 33.2.3.5.2.2

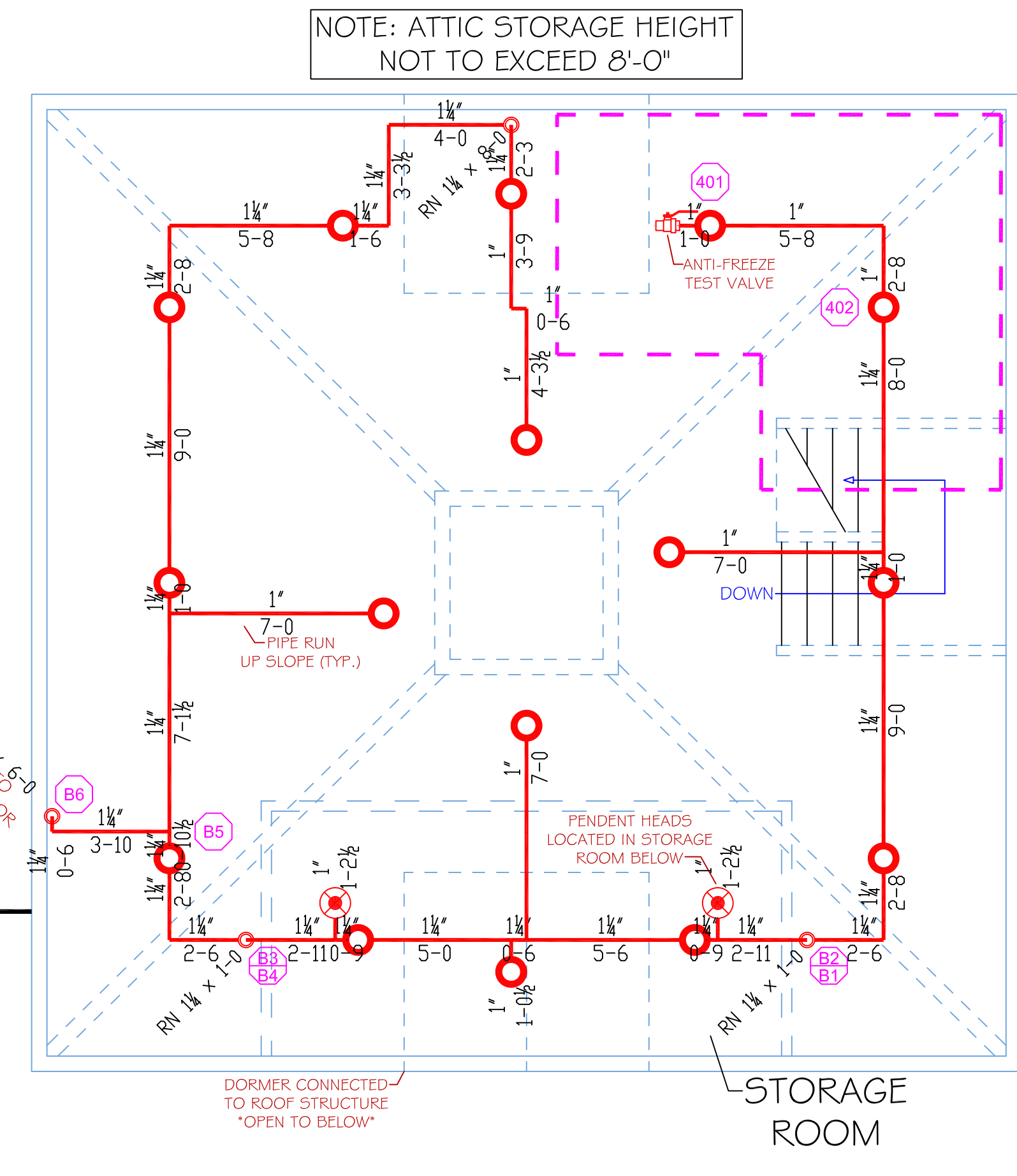


C SECTION DETAIL "C"
SCALE: N.T.S.

S SITE PLAN
SCALE: N.T.S.

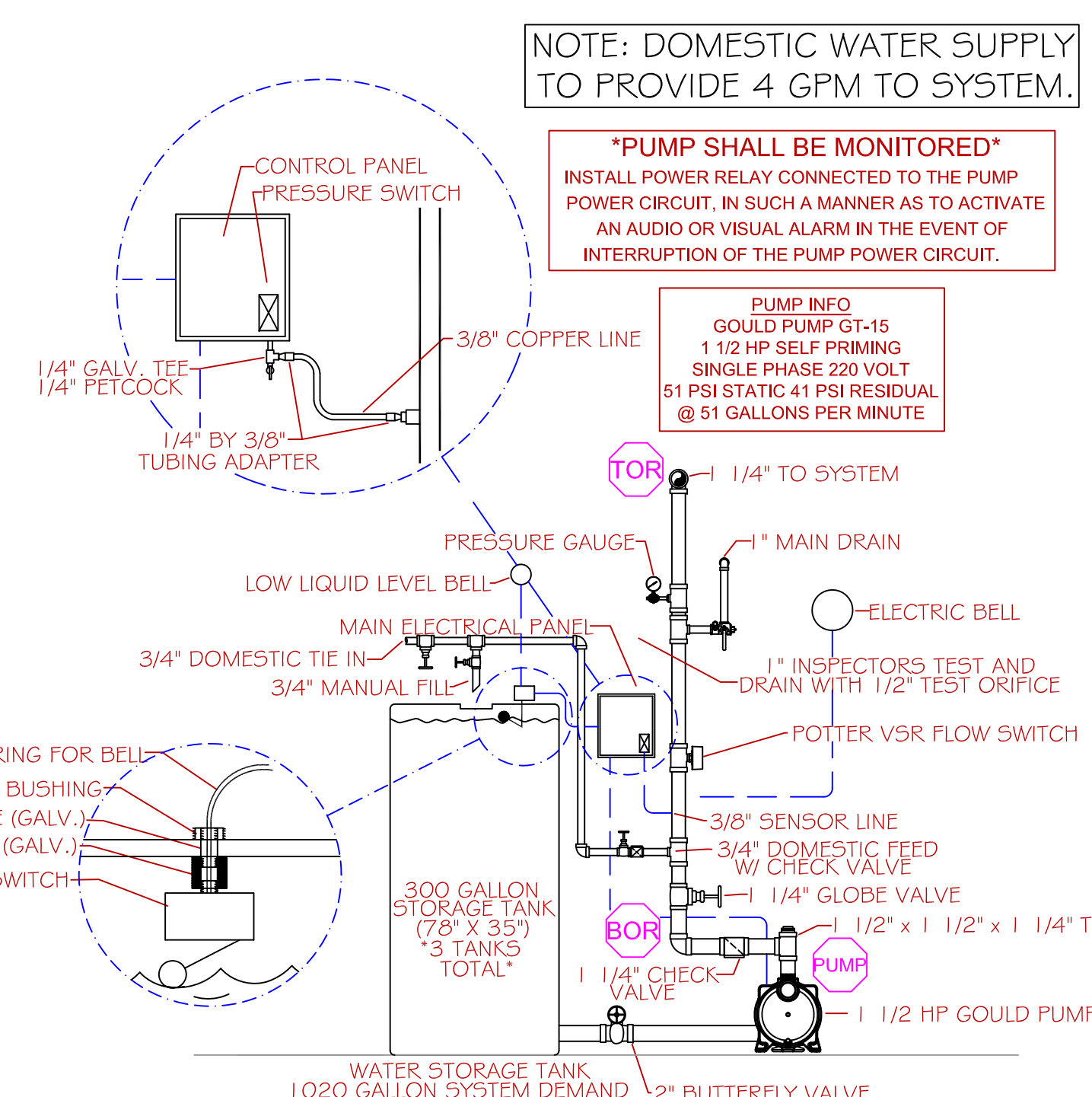


1 FIRST FLOOR PLAN
SCALE: 1/4" = 1'
PROTECTED AREA: 1145 SQ. FT.

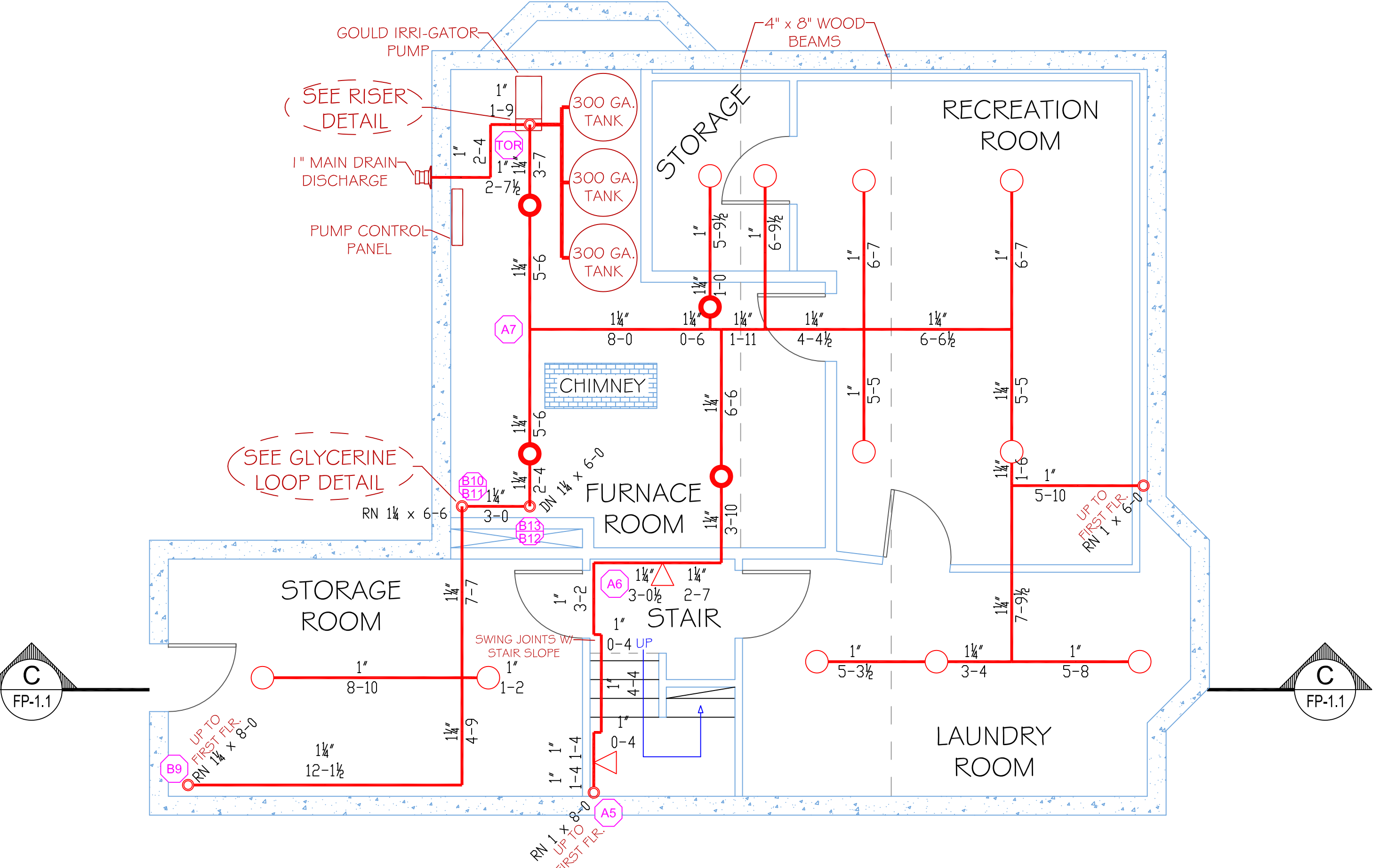


A ATTIC FLOOR PLAN
SCALE: 1/4" = 1'
PROTECTED AREA: 970 SQ. FT.

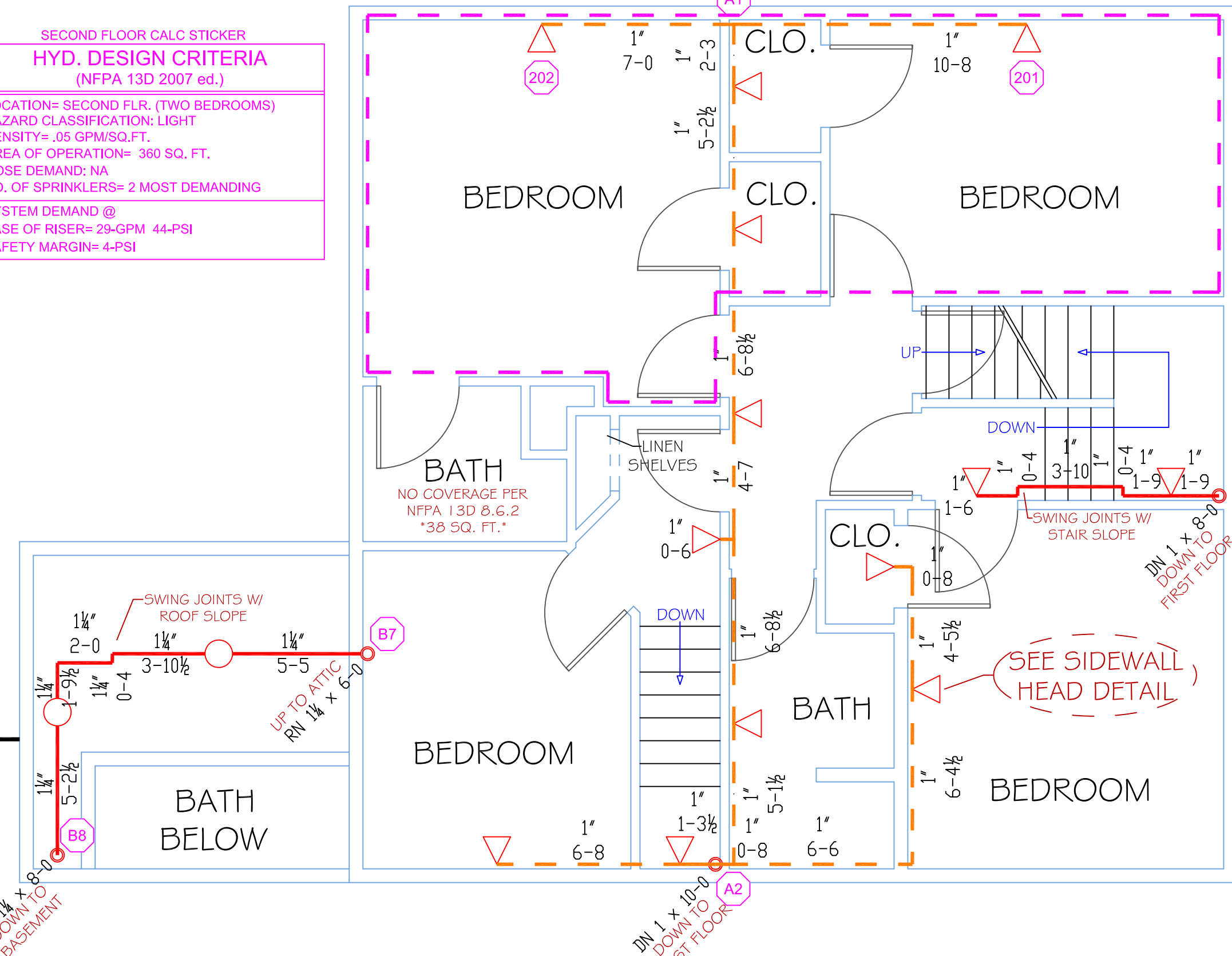
ATTIC CALC STICKER
HYD. DESIGN CRITERIA
(NFPA 13D 2007 ed.)
LOCATION= ATTIC STORAGE AREA
HAZARD CLASSIFICATION= ORDINARY GROUP 1
DENSITY= .15 GPM/SQ.FT.
AREA OF OPERATION= 155 SQ. FT.
HOSE DEMAND: NA
NO. OF SPRINKLERS= 2 MOST DEMANDING
SYSTEM DEMAND @
BASE OF RISER= 34-3PM 46-PSI
SAFETY MARGIN= 4-PSI



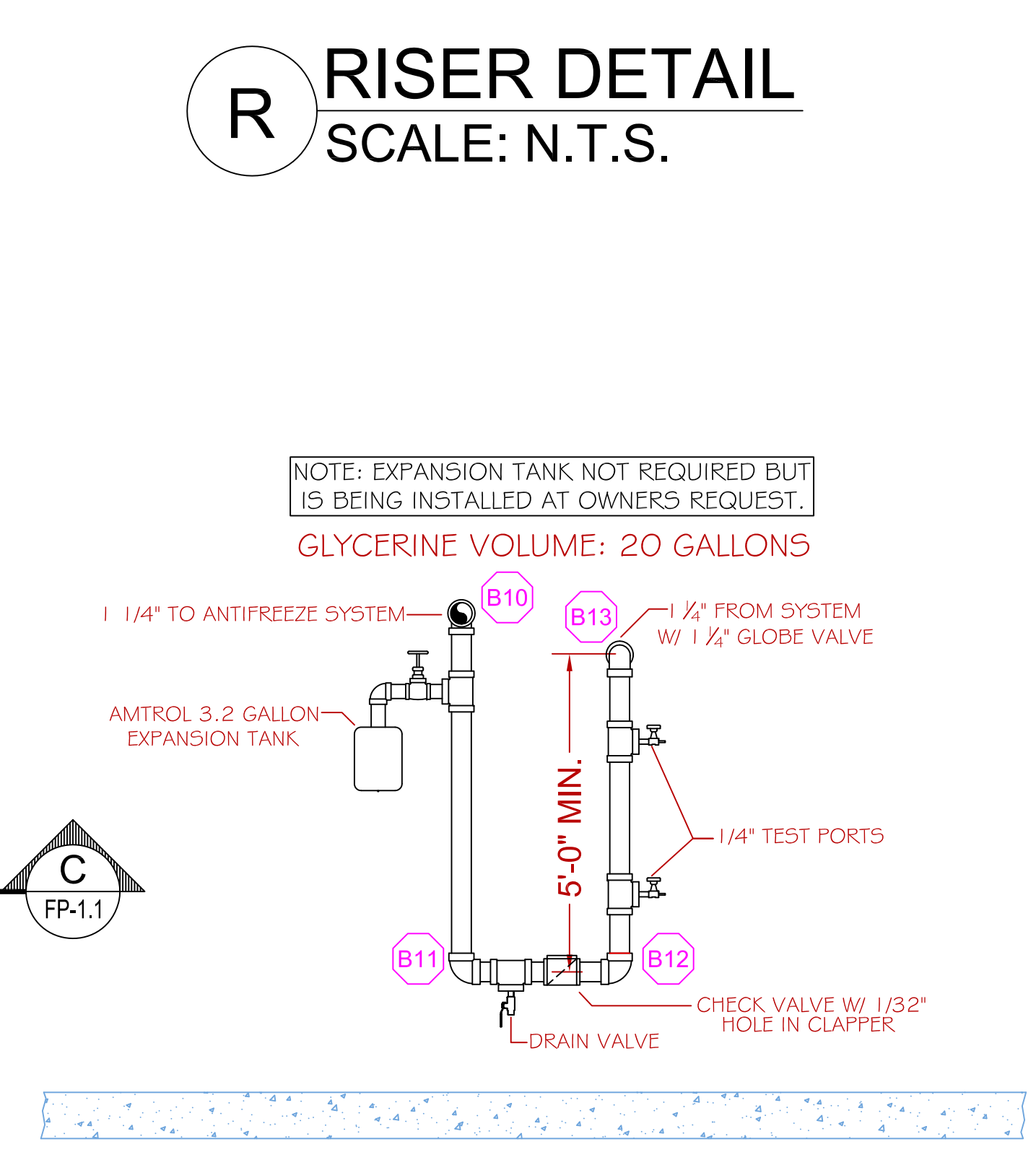
R RISER DETAIL
SCALE: N.T.S.



B BASEMENT FLOOR PLAN
SCALE: 1/4" = 1'
PROTECTED AREA: 1138 SQ. FT.



2 SECOND FLOOR PLAN
SCALE: 1/4" = 1'
PROTECTED AREA: 1106 SQ. FT.



G GLYCERINE LOOP DETAIL
SCALE: N.T.S.

HIGH TECH FIRE PROTECTION
P.O. BOX 156
MINOT, ME. 04258-0258
TEL: (207) 998-2551 FAX: (207) 998-4187

MAINE LICENSE # 102

CONTRACTOR:

REVISIONS:
NO. DESCRIPTION:

SPECIAL APPLICATIONS:
NO. DESCRIPTION:
01 30 MINUTE WATER SUPPLY AS REQUIRED BY NFPA 101 2009 ed. 33.2.3.5.2.2

LEGEND:
RN PIPE RISER UP
DN PIPE RISER DOWN
STEEL PIPE (WET)
CPVC PIPE (WET)
SYSTEM UNDERGROUND
HYDRAULIC CALC. POINT

DESIGN NOTES:
*ALL PIPING 1/2" AND LARGER TO BE SCHEDULE 10 STEEL WITH GROOVED FITTING.
*ALL PIPING 1/2" AND SMALLER TO BE SCHEDULE 40 STEEL OR CPVC WITH APPROPRIATE FITTING.
*POSITION, LOCATION, SPACING, AND USE OF SPRINKLERS SHALL BE IN ACCORDANCE WITH NFPA 13D 2007 ed.
*POSITION, LOCATION, SPACING, AND USE OF HANGERS SHALL BE IN ACCORDANCE WITH NFPA 13D 2007 ed.
*HYDRAULIC CALCULATION PROCEDURES HAVE BEEN DONE IN ACCORDANCE WITH NFPA 13D 2007 ed. (SEE PLANS FOR LOCATION OF REMOTE AREAS, HYDRAULIC REFERENCE POINTS, AND SYSTEM DEMANDS)
*ALL ELECTRICAL WORK TO BE DONE BY OTHERS.
*DIMENSIONS AND LOCATIONS GIVEN FOR SPRINKLER HEADS AND PIPE MAY VARY TO ACCOMMODATE ACTUAL FIELD CONDITIONS.
*OWNER TO PROVIDE SUFFICIENT HEAT TO PREVENT FREEZING IN WATER FILLED SPRINKLER PIPE AND EQUIPMENT.
*OTHER TRADES TO COORDINATE THEIR WORK WITH SPRINKLER CONTRACTOR.

RELIABLE MODEL F1 RES 44
26 / 155"
K=4.4
1/2" HORIZONTAL SIDEWALL (WHITE)
16" x 16" SPACING

VICTAULIC MODEL V2708
2 / 155"
K=5.6
1/2" SEMI RECESSED PENDENT (BRASS)
130 SQ. FT. SPACING

VICTAULIC MODEL V2704
13 / 155"
K=5.6
1/2" UPRIGHT (BRASS)
130 SQ. FT. SPACING

VICTAULIC MODEL V2704
20 / 200"
K=5.6
1/2" UPRIGHT (BRASS)
130 SQ. FT. SPACING

TOTAL HEADS ON SHEET: 61

SCALE: 1/4" = 1'

DATE: DECEMBER 11, 2009

DESIGNER: JEREMY FOSS
NICET LEVEL I CERT. #126901
CHECKED BY: E. POULIN (RMS# 515)
NICET LEVEL III CERT. # 108534

LOCATION:
899 RIVERSIDE ST.
PORTLAND, MAINE

DRAWING TITLE:
SUE WRIGHT HOUSE
FIRE PROTECTION PLAN
(NFPA 13D 2007 ed.)

DRAWING NO.:
FP-1.1