

DISPLAY THIS CARD ON PRINCIPAL FRONTAGE OF WORK



CITY OF PORTLAND BUILDING PERMIT

This is to certify that LEFT BLANK LLC INTENTIONALLY

Located At 736 RIVERSIDE

Job ID: 2010-12-143-CH OF USE

CBL: 324 - - B - 002 - 001 - - - -

has permission to Install tubular gas fired direct spark propeller Heater provided that the person or persons, firm or corporation accepting this permit shall comply with all of the provisions of the Statues of Maine and of the Ordinances of the City of Portland regulating the construction, maintenance and use of the buildings and structures, and of the application on file in the department.

Notification of inspection and written permission procured before this building or part thereof is ~~lathed~~ or otherwise closed-in. 48 HOUR NOTICE IS REQUIRED.

A final inspection must be completed by owner before this building or part thereof is occupied. If a certificate of occupancy is required, it must be

N/A
Fire Prevention Officer

[Signature] 5/6/11
Code Enforcement Officer / Plan Reviewer

THIS CARD MUST BE POSTED ON THE STREET SIDE OF THE PROPERTY
PENALTY FOR REMOVING THIS CARD

*dlc to close +
SCAN
N/A*

BUILDING PERMIT INSPECTION PROCEDURES

Please call 874-8703 or 874-8693 (ONLY)

or email: buildinginspections@portlandmaine.gov

With the issuance of this permit, the owner, builder or their designee is required to provide adequate notice to the city of Portland Inspections Services for the following inspections. Appointments must be requested 48 to 72 hours in advance of the required inspection. The inspection date will need to be confirmed by this office.

- **Please read the conditions of approval that is attached to this permit!! Contact this office if you have any questions.**
- **Permits expire in 6 months. If the project is not started or ceases for 6 months.**
- **If the inspection requirements are not followed as stated below additional fees may be incurred due to the issuance of a "Stop Work Order" and subsequent release to continue.**

The project cannot move to the next phase prior to the required inspection and approval to continue, REGARDLESS OF THE NOTICE OF CIRCUMSTANCES.

IF THE PERMIT REQUIRES A CERTIFICATE OF OCCUPANCY, IT MUST BE PAID FOR AND ISSUED TO THE OWNER OR DESIGNEE BEFORE THE SPACE MAY BE OCCUPIED.

City of Portland, Maine - Building or Use Permit Application

389 Congress Street, 04101 Tel: (207) 874-8703, FAX: (207) 8716

Job No: 2010-12-143-CH OF USE #2011-3050 HVAC	Date Applied: 04/25/2011	CBL: 324 - - B - 002 - 001 - - - - -	
Location of Construction: 736 RIVERSIDE ST	Owner Name: LEFT BLANK LLC INTENTIONALLY	Owner Address: 927 ROUTE 1 PORTSMOUTH, - NEW HAMPSHIRE 03801	Phone:
Business Name: Place of Assembly/Worship in unit #1-4	Contractor Name: Hanson Plumbing & Heating Inc.	Contractor Address: Westbrook, ME 04092	Phone: () - 756-9376
Lessee/Buyer's Name:	Phone:	Permit Type: HVAC	Zone: B-2
Past Use: Place of Assembly/Worship with accessory after school programs in unit #1-4	Proposed Use: Same: Place of Assembly/Worship with accessory after school programs in unit #1-4 - To add gas fired heater	Cost of Work:	CEO District:
Proposed Project Description: 736 Riverside St - To add HVAC		Fire Dept: <input checked="" type="checkbox"/> Approved w/conditions <input type="checkbox"/> Denied <input type="checkbox"/> N/A Signature: <i>[Signature]</i> (58)	Inspection: Use Group: Type: HVAC Signature: <i>[Signature]</i>
Permit Taken By: Lannie		Zoning Approval	

Special Zone or Reviews	Zoning Appeal	Historic Preservation
<input type="checkbox"/> Shoreland	<input type="checkbox"/> Variance	<input type="checkbox"/> Not in Dist or Landmark
<input type="checkbox"/> Wetlands	<input type="checkbox"/> Miscellaneous	<input type="checkbox"/> Does not Require Review
<input type="checkbox"/> Flood Zone	<input type="checkbox"/> Conditional Use	<input type="checkbox"/> Requires Review
<input type="checkbox"/> Subdivision	<input type="checkbox"/> Interpretation	<input type="checkbox"/> Approved
<input type="checkbox"/> Site Plan	<input type="checkbox"/> Approved	<input type="checkbox"/> Approved w/Conditions
<input type="checkbox"/> Maj <input type="checkbox"/> Min <input type="checkbox"/> MM	<input type="checkbox"/> Denied	<input type="checkbox"/> Denied
Date:	Date:	Date:

CERTIFICATION

I hereby certify that I am the owner of record of the named property, or that the proposed work is authorized by the owner of record and that I have been authorized by the owner to make this application as his authorized agent and I agree to conform to all applicable laws of this jurisdiction. In addition, if a permit for work described in the application is issued, I certify that the code official's authorized representative shall have the authority to enter all areas covered by such permit at any reasonable hour to enforce the provision of the code(s) applicable to such permit.

SIGNATURE OF APPLICANT _____ ADDRESS _____ DATE _____ PHONE _____

4/25/11

#

2011-3050

Job Summary Report Job ID: 2010-12-143-CH OF USE

Report generated on Apr 27, 2011 9:27:04 AM

Job Type:	Change of Use Commercial	Job Description:	Unit#2 change of use	Job Year:	2010
Building Job Status Code:	Permit Issued	Pin Value:	283	Tenant Name:	
Job Application Date:		Public Building Flag:	N	Tenant Number:	
Estimated Value:	30	Square Footage:			
Related Parties:		LEFT BLANK INTENTIONALLY		<i>Property Owner</i>	
		BRIAN LAFRANCE		<i>ELECTRICAL CONTRACTOR</i>	
		Hassau Mohamed - Mohamed Hassau		<i>GENERAL CONTRACTOR</i>	
		Smart-Tech - Smart-Tech Smart-Tech		<i>MECHANICAL CONTRACTOR</i>	

Job Charges

Fee Code Description	Charge Amount	Permit Charge Adjustment	Net Charge Amount	Payment Date	Receipt Number	Payment Amount	Payment Adjustment Amount	Net Payment Amount	Outstanding Balance
----------------------	---------------	--------------------------	-------------------	--------------	----------------	----------------	---------------------------	--------------------	---------------------

Location ID: 34568

Location Details

Alternate Id	Parcel Number	Census Tract	GIS X	GIS Y	GIS Z	GIS Reference	Longitude	Latitude
S22390	324 B 002 001		M				-70.322832	43.700816

Location Type	Subdivision Code	Subdivision Sub Code	Related Persons	Address(es)
1				736 RIVERSIDE STREET WEST

Location Use Code	Variance Code	Use Zone Code	Fire Zone Code	Inside Outside Code	District Code	General Location Code	Inspection Area Code	Jurisdiction Code
RETAIL & PERSONAL SERVICE		BUSINESS COMMUNITY	B-2				DISTRICT 8	RIVERSIDE

Structure Details

Structure: place of worship/accessory after school program

Occupancy Type Code:

Structure Type Code	Structure Status Type	Square Footage	Estimated Value	Address
Commercial Change of Use	0			736 RIVERSIDE STREET WEST

Longitude	Latitude	GIS X	GIS Y	GIS Z	GIS Reference	User Defined Property Value
-----------	----------	-------	-------	-------	---------------	-----------------------------

Structure: warehouse to place of worship w/ accessory use


unit #1-4 → PLACE of Assembly for Worship with accessories after school program

Not in Q



FILL IN AND SIGN WITH INK

APPLICATION FOR PERMIT HEATING OR POWER EQUIPMENT



To the INSPECTOR OF BUILDINGS, PORTLAND, ME.

The undersigned hereby applies for a permit to install the following heating, cooking or power equipment in accordance with the Laws of Maine, the Building Code of the City of Portland, and the following specifications:

324-B-2

Location / CBL 736 Riverside St Use of Building Vacant Date 4/5/11

Name and address of owner of appliance Smart-Tech 16 Kerri Dr. Cumberland ME 04102

Installer's name and address Hansen Plumbing & Heating Inc, Westbrook, ME 04092
16 Carole Place Dr. Kerri Telephone (207) 756-9370

Location of appliance:

- Basement
- Attic
- Floor
- Roof

Type of Fuel:

- Gas
- Oil
- Solid

Appliance Name: Garage Guy

U.L. Approved Yes No

Will appliance be installed in accordance with the manufacture's installation instructions? Yes No

IF NO Explain: _____

The Type of License of Installer:

- Master Plumber # _____
- Solid Fuel # _____
- Oil # _____
- Gas # PNT5419
- Other _____

Type of Chimney:

- Masonry Lined
Factory built _____
- Metal
Factory Built U.L. Listing # _____

Direct Vent
Type B Vent UL# _____

Type of Fuel Tank

- Oil
- Gas

Size of Tank N.A.

Number of Tanks N.A.

Distance from Tank to Center of Flame N.A. feet.

Cost of Work: \$ 4250 ^{4'} _{cen}

Permit Fee: \$ _____

RECEIVED
APR 25 2011
Dept. of Building Inspections

#1366

Approved

Fire: _____
Ele.: _____
Bldg.: _____

Approved with Conditions

- See attached letter or requirement

Inspector's Signature

Date Approved

Signature of Installer

[Signature] Smart-Tech Building Solutions
White - Inspection Yellow - File Pink - Applicant's Gold - Assessor's Copy

INSTALLATION INSTRUCTIONS AND PARTS LIST TUBULAR GAS FIRED DIRECT SPARK PROPELLER UNIT HEATERS - FOR COMMERCIAL, INDUSTRIAL AND RESIDENTIAL INSTALLATIONS -

ATTENTION: READ THIS MANUAL AND ALL LABELS ATTACHED TO THE UNIT CAREFULLY BEFORE ATTEMPTING TO INSTALL, OPERATE OR SERVICE THESE UNITS! CHECK UNIT DATA PLATE FOR TYPE OF GAS AND ELECTRICAL SPECIFICATIONS AND MAKE CERTAIN THAT THESE AGREE WITH THOSE AT THE POINT OF INSTALLATION. RECORD THE UNIT MODEL AND SERIAL No.(s) IN THE SPACE PROVIDED. RETAIN FOR FUTURE REFERENCE.

Model No. _____ Serial No. _____

FOR YOUR SAFETY

Do not store or use gasoline or other flammable vapors and liquids in the vicinity of this or any other appliance.



**FOR YOUR SAFETY
WHAT TO DO IF YOU SMELL GAS**
Do not try to light any appliance.
Do not touch any electrical switch; do not use any phone in your building.
Immediately call your gas supplier from a neighbor's phone. Follow the gas supplier's instructions.
If you cannot reach your gas supplier, call your fire department.



ENERGY PERFORMANCE VERIFIED
RENDEMENT ENERGETIQUE VERIFIE

▲ WARNING Improper installation, adjustment, alteration, service, or maintenance can cause property damage, injury, or death. Read the installation, operating, and maintenance instruction thoroughly before installing or servicing this equipment.

APPROVED FOR USE IN CALIFORNIA

▲ WARNING Install, operate, and maintain unit in accordance with the manufacturer's instructions to avoid exposure to fuel substances, or substances from incomplete combustion, which can cause death or serious illness. The state of California has determined that these substances may cause cancer, birth defects, or other reproductive harm.

INSTALLER'S RESPONSIBILITY

Installer Please Note: This equipment has been test fired and inspected. It has been shipped free from defects from our factory. However, shipment and installation problems such as loose wires, leaks, or loose fasteners may occur. **It is the installer's responsibility to inspect and correct any problem that may be found.**

RECEIVING INSTRUCTIONS

Inspect shipment immediately when received to determine if any damage has occurred to the unit during shipment. After the unit has been uncrated, check for any visible damage to the unit. If any damage is found, the consignee should sign the bill of lading indicating such damage and immediately file claim for damage with the transportation company.



260 NORTH ELM ST., WESTFIELD, MA 01085
TEL: (413) 564-5540 FAX: (413) 562-5311

www.sterlinghvac.com



A MESTEK COMPANY

MODELS: GG-30, 45, 60, 75, 90, 105, 120

Please utilize this toll free number to contact your local representative 800-490-2290.

Figure 15A - Category III Horizontal Venting Requirements Using Single Wall Vent Pipe

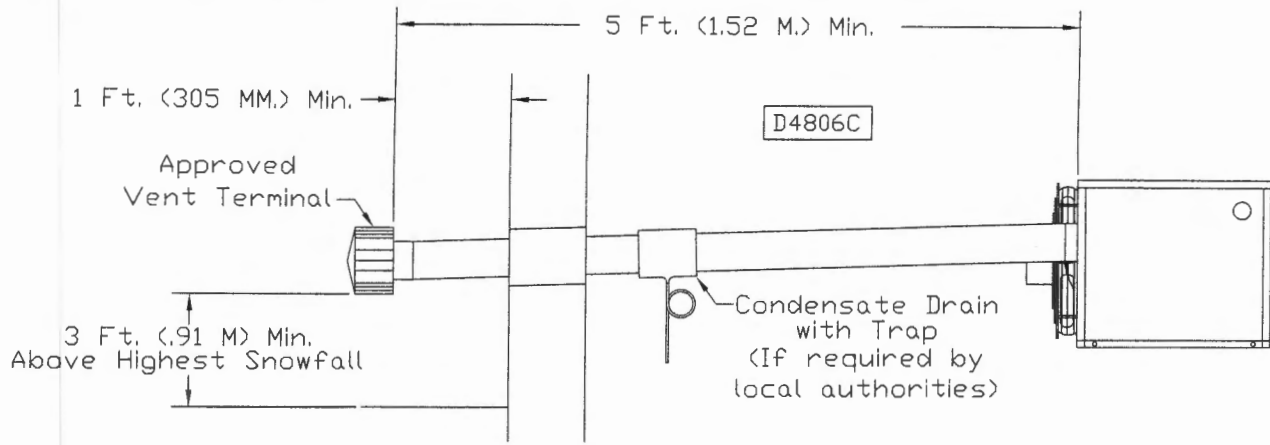


Figure 15B - Category III Horizontal Venting Requirements Using Type B Double Wall Vent Pipe

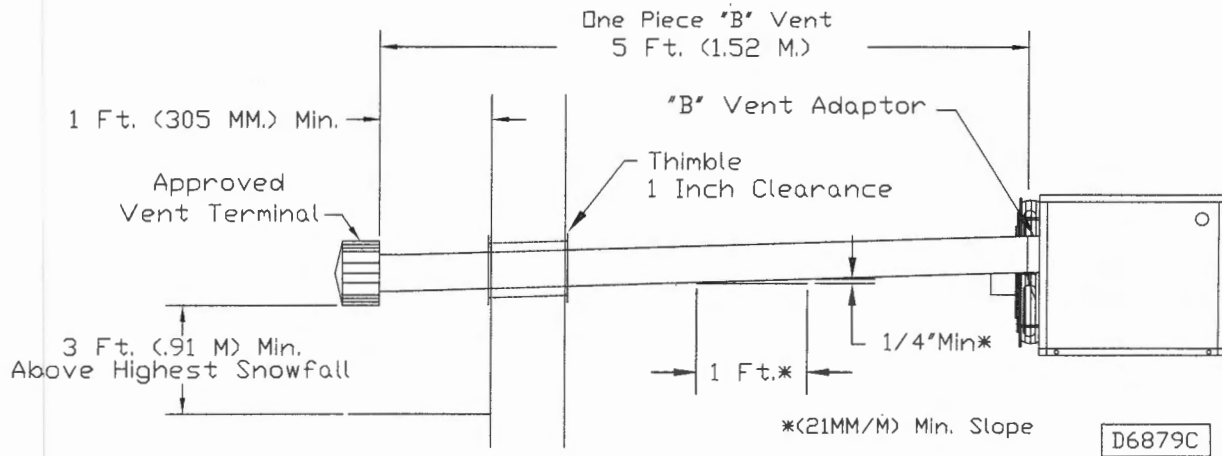


Figure 15C - Type B Draft Hood Connector

