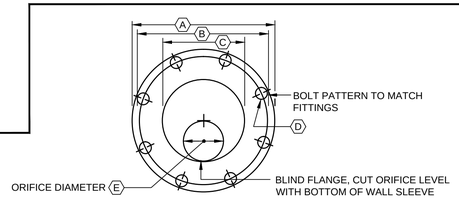

OUTLET ORIFICE DIMENSIONS	
ITEM DESCRIPTION	WATER QUALITY VOLUME DRAW DOWN ORIFICE
	POND 1
(A) FLANGE O.D.	9"
(B) BOLT CIRCLE	7 ½"
(C) NOMINAL PIPE SIZE	4"
(D) BOLT HOLE DIA.	¾"
(E) ECCENTRIC ORIFICE DIAMETER	0.80"

NOTE: ORIFICE DIAMETER HAS BEEN SIZED TO DRAW DOWN THE WATER QUALITY VOLUME BETWEEN 24 AND 32 HOURS

(A) ORIFICE DETAIL
N.T.S.

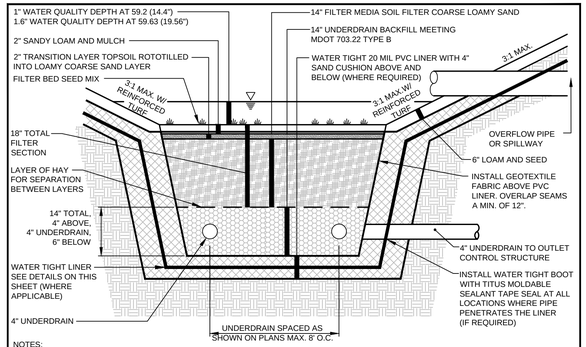

NOTES:
1. FILTER IS DESIGNED TO TREAT 1.6" RUNOFF FROM PAVED OR IMPERVIOUS SURFACES AND 0.4" RUNOFF FROM LANDSCAPED AREAS.
2. SEASONAL HIGH GROUND WATER ELEVATION IS EXPECTED MAY BE BELOW THE BOTTOM OF THE FILTER.
3. 20 MIL PVC LINER SHALL BE PLACED ABOVE PREPARED SUBGRADE IN 2 - 4" SAND CUSHION LIFTS TO PREVENT SEEPAGE BREAKOUT THROUGH STEEP ADJACENT SLOPE. LINER SHALL EXTEND UP POND SIDE SLOPES TO ELEV 60.90.

(D) TYPICAL SECTION FOR UNDERDRAINED GRASSED SOIL FILTER WITH PVC LINER
N.T.S.

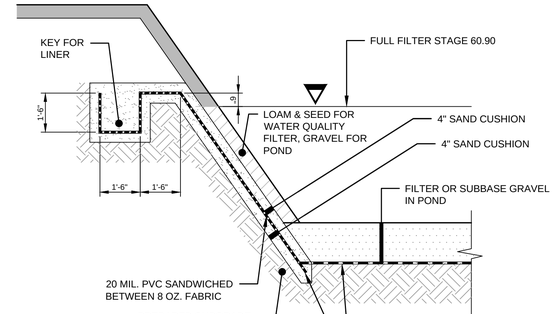

(G) TYPICAL DETAIL PVC LINER SIDE SLOPE AND TOP "KEY" IN POND OR WATER QUALITY FILTER
N.T.S.

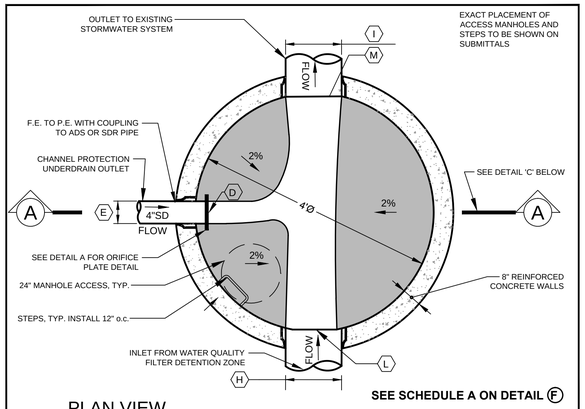

SEE SCHEDULE A ON DETAIL (F)

PLAN VIEW

(B) 4' DIA. PRECAST OUTLET CONTROL STRUCTURE
N.T.S.

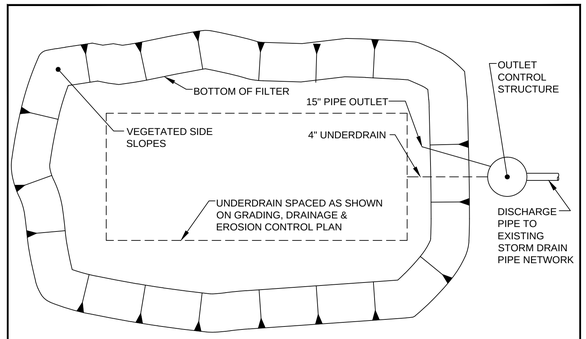

(E) TYPICAL PLAN FOR WATER QUALITY FILTER
N.T.S.

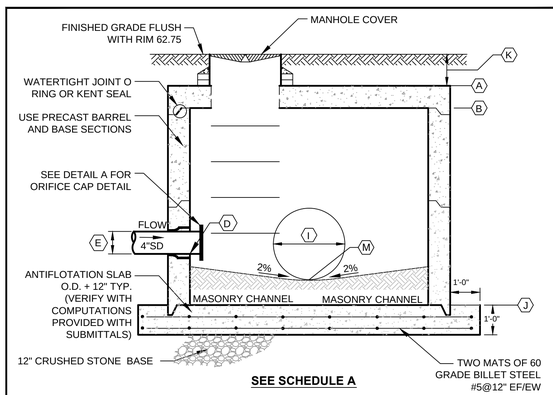

SEE SCHEDULE A

SECTION A-A

(C) 4' DIA. PRECAST OUTLET CONTROL STRUCTURE
N.T.S.

SCHEDULE A OUTLET CONTROL STRUCTURE	
ITEM DESCRIPTION	DIMENSION/ ELEVATION
(A) TOP OF STRUCTURE	62.0
(B) UNDERSIDE TOP SLAB	61.33
(D) WATER QUALITY VOLUME PIPE INVERT	55.67
(E) WATER QUALITY VOLUME PIPE DIAMETER *	4"
(H) DIAMETER OF INLET PIPE FROM DET. ZONE	15"
(I) DIAMETER OF OUTLET PIPE	15"
(J) BOTTOM OF STRUCTURE	54.5
(K) RIM TO TOP OF STRUCTURE	1'-0"
(L) DETENTION ZONE INLET INVERT	59.49
(M) OUTLET CONTROL STRUCTURE OUTLET INVERT	55.50

* SEE DETAIL 'A' ON THIS SHEET FOR ECCENTRIC ORIFICE SIZE REQUIRED. OUTLET CONTROL STRUCTURE IS AN I/D MANHOLE.

(F) SCHEDULE 'A'
N.T.S.

PRELIMINARY - NOT FOR CONSTRUCTION

REV	DATE	DESCRIPTION
2	02.29.16	FINAL SITE AND SUBDIVISION PLANS SUBMITTED TO CITY
1	01.22.16	SUBMITTED TO CLIENT FOR REVIEW

REVISIONS

STATE OF MAINE — BO KENNEDY No. 11994 — LICENSED PROFESSIONAL ENGINEER
P.E. 02/29/2016
LIC. # 11994

PROJECT: SUBURBAN PROPANE RELOCATION

SHEET TITLE: STORMWATER MANAGEMENT DETAILS

CLIENT: THOMPSON'S POINT DEVELOPMENT CO. INC.

STANTEC CONSULTING SERVICES INC.
778 MAIN ST, SUITE 8
SOUTH PORTLAND, ME 04106
WWW.STANTEC.COM
Stantec

DRAWN: DED		DATE:	SEPT 2014
DESIGNED: BEK		SCALE:	AS NOTED
CHECKED: BEK		JOB NO.	195350142
FILE NAME: SP-M157 DETAILS			
SHEET	C-7.2		

P:\ME\SP-M157-Suburban Propane Relocation\Cadd\Permit Set\dwg\SP-M157 DETAILS.dwg, C-7.2 SWM Details, 2/29/2016 3:11:30 PM, davis_d, 1:1
P:\ME\SP-M157-Suburban Propane Relocation\Cadd\Permit Set\dwg\SP-M157 DETAILS.dwg davis_d 2/29/2016 3:11 PM