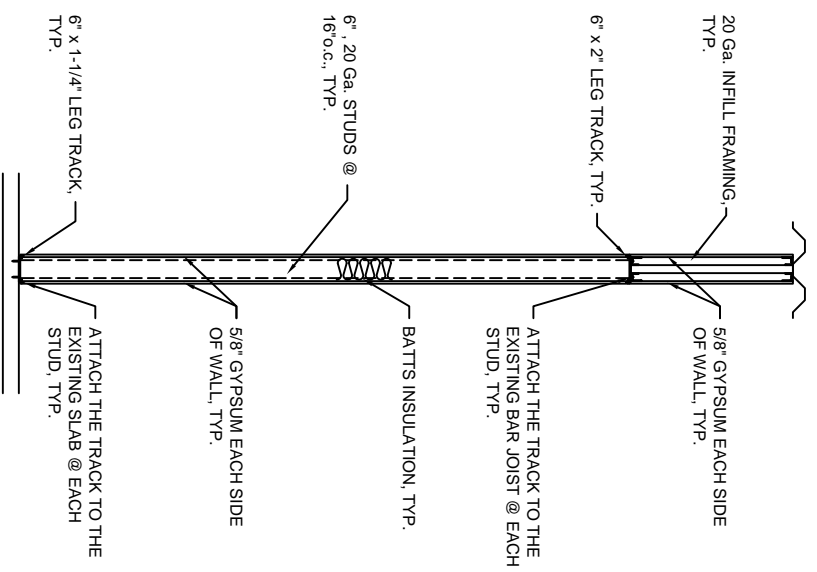
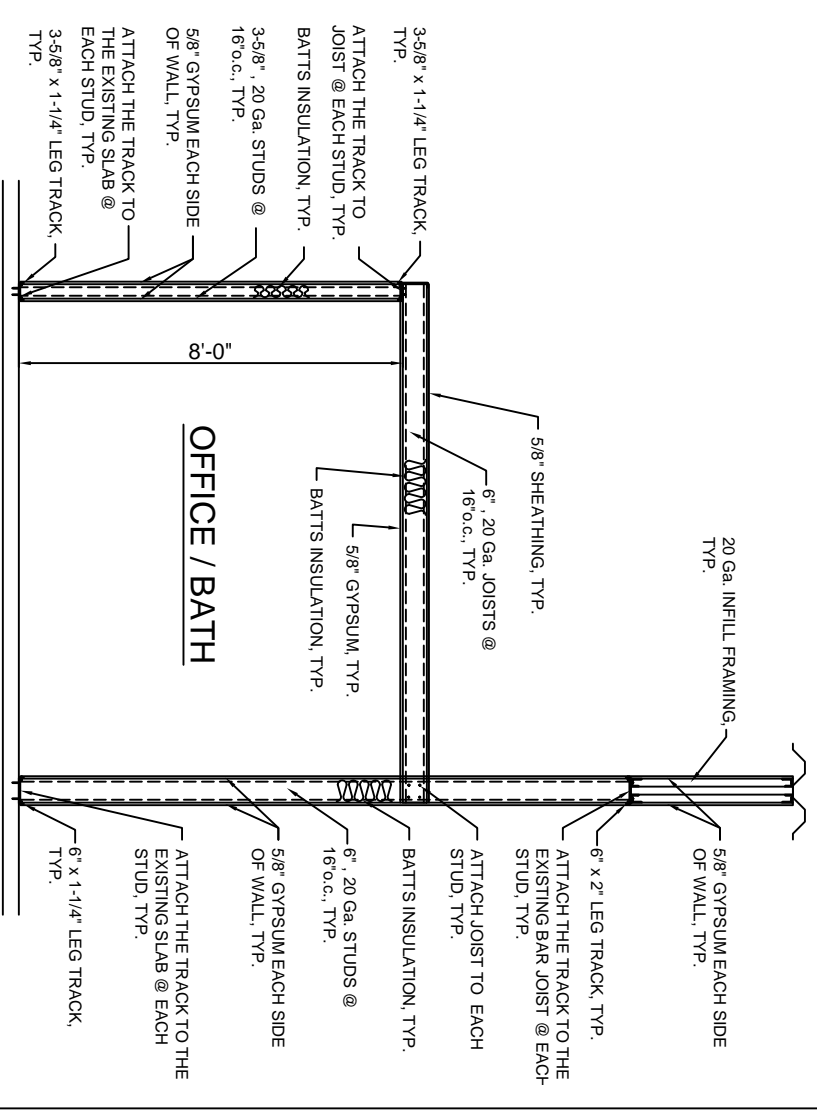


SECTION 1 EXTERIOR SECTION
Scale: 1/4" = 1'-0"

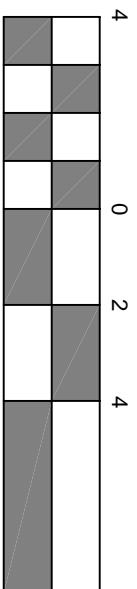


SECTION 2 PROPOSED WALL
Scale: 1/4" = 1'-0"

1-HOUR RATED
WALL ASSEMBLY
UL DES. U-419



SECTION 3 OFFICE SECTION
Scale: 1/4" = 1'-0"



SCALE: 1/4" = 1'-0"

DATE ISSUED 4/5/16

DELTA REALTY, LLC

380 WARREN AVE. WESTBROOK, MAINE 04092 207-828-4650

ALBAIR CONSTRUCTION

10 ALEXANDER DRIVE CAPE ELIZABETH, MAINE 04107 207-831-9338

JASON LANDRY CONSULTING, LLC

17 MASON ROAD GORHAM, MAINE 04038 207-632-3111

PROPOSED RENOVATION
FOR DELTA REALTY
470 RIVERSIDE DRIVE, PORTLAND, MAINE

CROSS SECTIONS

DATE: 3/30/16 DRAWN BY: JLL DRAWING NUMBER: A-3
SCALE: as noted PROJ NO: 2016-020

