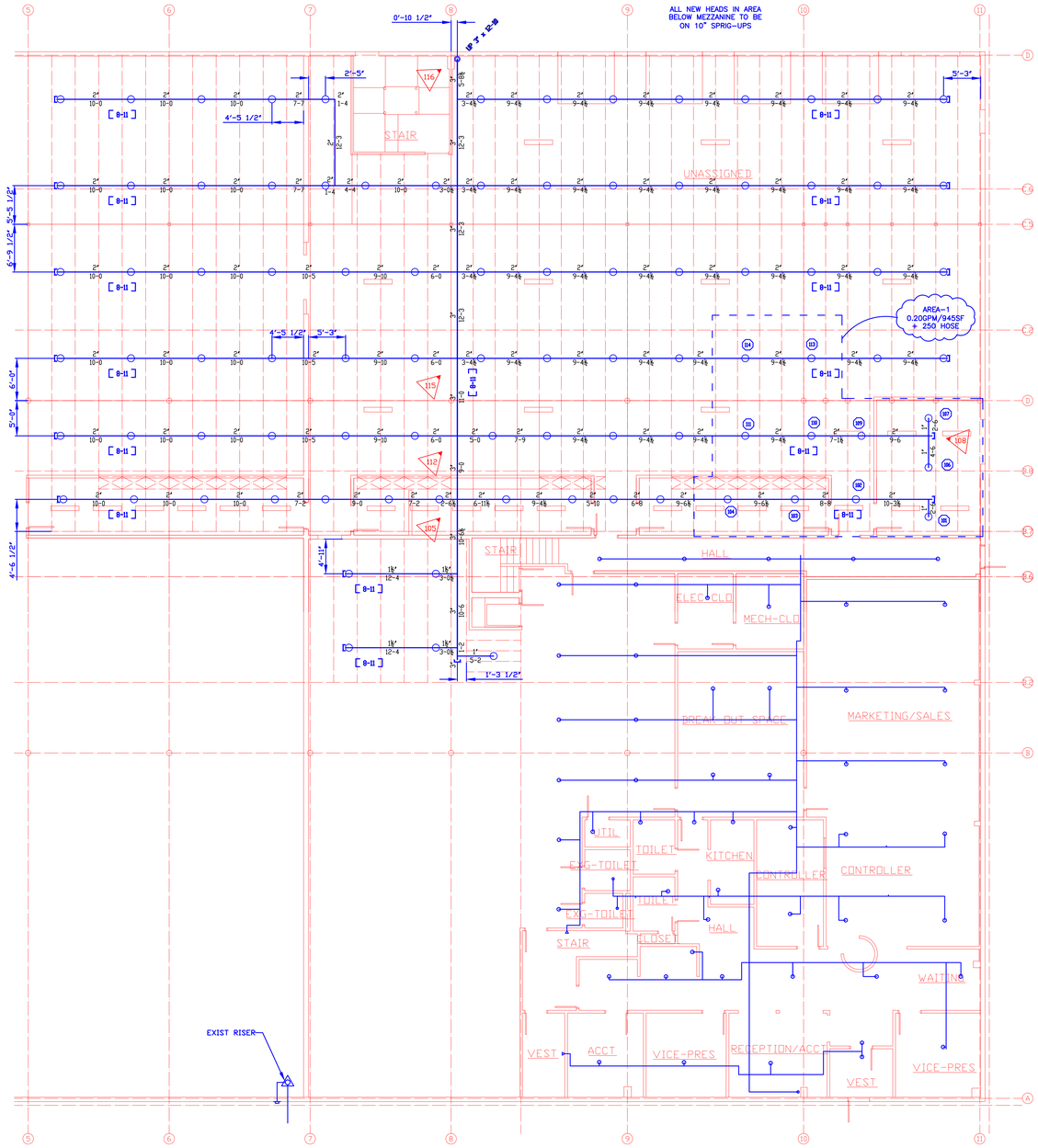

FIRST FLOOR PART PLAN

SCALE: 1/8" = 1'-0"
F.F.E. = 100'-0"

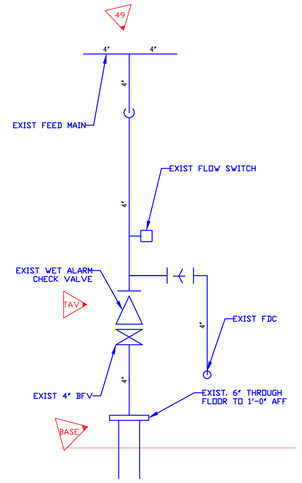

EXISTING RISER DETAIL

SCALE: NOT TO SCALE

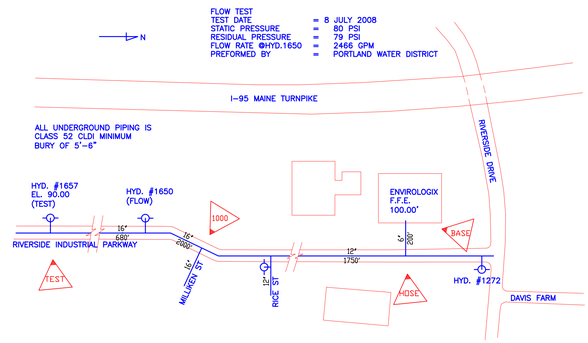

SITE PLAN

SCALE: NOT TO SCALE

HYDRAULIC DATA NAMEPLATE

This Building is protected by a hydraulically designed Automatic Sprinkler System

Location AREA-1
No. of Sprinkler 11
Basis of design
1. Density .20 gpm/ft²
2. Design area of discharge 945 ft²
System Demand
1. Water Flow Rate @ Base 307.33 gpm
2. Residual Pressure @ Base 51.948 psi
Cushion: 21.09 psi

MOST REMOTE AREA

GROSS AREA SQ.FT. 33,970

GENERAL NOTES:

1. THE BUILDING OWNER SHALL BE RESPONSIBE FOR PROVIDING ADEQUATE HEAT FOR ALL AREAS IN THE BUILDING PROTECTED BY WET SPRINKLER SYSTEMS AND FOR ALL WATER FILLED SUPPLY PIPES.
2. ALL NEW PIPING SHALL BE HYDROSTATICALLY TESTED AT NOT LESS THAN 200 PSI FOR 2 HOURS OR AT 50 PSI IN EXCESS OF THE MAXIMUM PRESSURE, WHEN THE MAXIMUM PRESSURE TO BE MAINTAINED IS IN EXCESS OF 150 PSI. (PER N.F.P.A. 13)
3. WHETHER OR NOT INDICATED ON DRAWINGS, THE FOLLOWING ITEMS SHALL BE PROVIDED:
   - SPARE HEAD CABINET WITH WRENCH (N.F.P.A. 13)
   - PROVISIONS FOR FLUSHING AND DRAINING ALL PIPING.
   - INSPECTOR'S TEST CONNECTION FOR EACH SYSTEM.
4. ALL 1" PIPING SHALL BE SCHEDULE 40 BLACK STEEL WITH MALLEABLE IRON FITTINGS.
5. ALL PIPING LARGER THAN 1" SHALL BE SCHEDULE 10 BLACK STEEL WITH GROOVED COUPLINGS AND "VICTAULIC FIRELOCK" FITTINGS OR EQUAL.
6. ALL SPRINKLER HEADS IN S.A.T. CEILINGS SHALL BE LOCATED IN AN AESTHETIC, SYMMETRICAL PATTERN WHENEVER POSSIBLE.
7. CENTERLINE OF PIPE ABOVE FINISH FLOOR IS INDICATED AS 0'-0" OR BELOW DECK AS 0"
8. HYDRAULIC DATA REFERENCE POINTS ARE INDICATED AS:
9. ALL HANGER SHALL BE SIZED AND LOCATED IN ACCORDANCE WITH N.F.P.A. 13.
10. ALL PIPING SHALL BE PITCHED IN ACCORDANCE WITH N.F.P.A. 13 REQUIREMENTS.
11. ALL MECHANICAL TRADES MUST COORDINATE THEIR WORK WITH THE SPRINKLER WORK SHOWN ON THESE PLANS.
12. PROTECTIVE CAPS ARE TO REMAIN ON THE SPRINKLER HEADS UNTIL AFTER CEILINGS ARE INSTALLED.
13. THE SCOPE OF WORK UNDER THIS CONTRACT IS TO PROVIDE NEW SPRINKLER PROTECTION FROM THE EXISTING SYSTEM FOR ALL AREAS OF RENOVATIONS AND NEW PIPING AND HEADS FOR THE AREA BELOW THE NEW MEZZANINE AND IS LIMITED TO THE WORK SHOWN ON THESE DOCUMENTS.

GRAPHIC SCALE: 1/8"=1'-0" 5 3 1 4 2 0 5 10 15 20

NORTH

1. Type of Hazard ORD / LIGHT 2. Deflector Distance
2. Pipe Type Used 10/40 BLK 4. Sprinkler Area XX,XXX SQ FT
5. Type of Construction NON COMBUSTIBLE
6. Maximum Spacing Allowed LIGHT=225 SQ FT/HD & ORD=130 SQ FT/HD
7. PIPE SIZING METHOD: PIPE SCHEDULE ☐ HYDRAULICALLY CALCULATED ■
8. ALL HANGERS AND LOCATIONS TO BE IN ACCORDANCE WITH N.F.P.A. PAMPHLET NO. 13
9. HIGH DEGREE TEMPERATURE SPRINKLER HEADS TO BE INSTALLED IN ACCORDANCE WITH N.F.P.A. PAMPHLET NO. 13

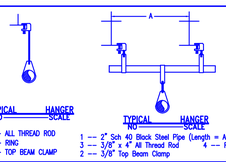

1 -- ALL THREAD ROD
1 -- RING
1 -- TOP BEAM CLAMP
1 -- 2" Sch 40 Black Steel Pipe (Length = A+6")
3 -- 3/8" x 4" All Thread Rod
2 -- 3/8" Top Beam Clamp
4 -- Rings

HANGERS

AS SHOWN

ABBREVIATIONS

B	Bottom of Beam
D	Bottom of Deck
P	Bottom of Pipe
HV	Hose Valve
N & C	Nipple and Cap
NIC	Not in Contract
NTS	Not to Scale
OBJ	Open Bar Joists
PRV	Pressure Red Valve
RM	Roof Manifold
SP	Standpipe
TOB	Top of Beam
TOP	Top of Pipe
TOS	Top of Steel
UON	Unless Otherwise Noted
CL	Centerline
NAS	No Automatic Sprinklers
OTA	Open to Above

CONTRACT RESPONSIBILITIES

ITEM	FPC	OTHERS
STREET CONN		●
UGD MAIN		●
EXCAVATION		●
FLUSHING		●
WIRING		●
PAINTING		●
TAMPER SWITCHES	●	
FLOW SWITCHES	●	
STREET CONN		●

SPRINKLER HEAD LEGEND

SYMBOL	MAKE	MODEL	SIN	FINISH	TYPE	TEMP	NPT	ORIFICE	K-FACTOR	TOTAL
—○—	RELIABLE	F1FR56	RA1425	BRONZE	UPRIGHT	155 F	1/2"	1/2"	5.6	91
									TOTAL→	91

SUBMITTALS

SENT TO	DATE SENT MM/DD/YY	DATE RECEIVED
I S D		
F M		
L M		
I R I		
L A		
STATE FIRE		
LOCAL FIRE		
LOCAL WATER		
G. C.		
	●	

LICENSE# 093
R.M.S.# 442
PERMIT # XXXX

SPRINKLER SYSTEMS INC.

P.O. BOX 1285
LEWISTON MAINE
04243-1285

ENVIROLOGIX

530 RIVERSIDE INDUSTRIAL PARKWAY
PORTLAND, MAINE

FIRST FLOOR PLAN

CONTRACT WITH WARREN CONSTRUCTION GROUP

SYSTEM TYPE	
WET	☐
DRY	☐
DELUGE	☐
PREACTION	☐
ME. LITE	☐
	●

REVISIONS		
NO.	DATE	DESCRIPTION

SCALE	AS NOTED
DRAWN BY	ARS
CHECKED BY	CDS
DATE	1/31/2012
TOTAL SPKRS ON JOB	188
SHEET#	FP-1 1 OF 2
JOB#	11-099