



# General Building Permit Application

If you or the property owner owes real estate or personal property taxes or user charges on any property within the City, payment arrangements must be made before permits of any kind are accepted.

Location/Address of Construction: <u>568 Riverside Street</u>		
Total Square Footage of Proposed Structure/Area <u>12,000 s.f.</u>		Square Footage of Lot <u>12.9 Acres</u>
Tax Assessor's Chart, Block & Lot Chart#      Block#      Lot#  <u>Map 322</u> <u>A-1</u> <u>A-2</u> <u>A-4</u>	Applicant * <u>must</u> be owner, Lessee or Buyer* Name <u>Prolerized New England Company, LLC</u> Address <u>69 Rover St.</u> City, State & Zip <u>Everett, MA 02149</u>	Telephone:  <u>(781) 873-1662</u>
Lessee/DBA (If Applicable)  <u>N/A</u>	Owner (if different from Applicant) Name Address City, State & Zip	Cost Of Work: \$ <u>465,000.00</u> C of O Fee: \$ _____ Total Fee: \$ _____
Current legal use (i.e. single family) <u>raw land</u> If vacant, what was the previous use? <u>" "</u> Proposed Specific use: <u>Metal Recycling and office</u> Is property part of a subdivision? <u>No</u> If yes, please name _____ Project description: <u>12,000 s.f. pre-engineered metal building, with two story wood-framed office area.</u>		
Contractor's name: <u>Patco Construction, Inc.</u> Address: <u>1293 Main St.</u> City, State & Zip: <u>Sanford, ME 04073</u> Telephone: <u>324-5574</u> Who should we contact when the permit is ready: <u>Dennis Waters</u> Telephone: <u>651-0798</u> Mailing address: <u>SAME</u>		

Please submit all of the information outlined on the applicable Checklist. Failure to do so will result in the automatic denial of your permit.

In order to be sure the City fully understands the full scope of the project, the Planning and Development Department may request additional information prior to the issuance of a permit. For further information or to download copies of this form and other applications visit the Inspections Division on-line at [www.portlandmaine.gov](http://www.portlandmaine.gov), or stop by the Inspections Division office, room 315 City Hall or call 874-8703.

I hereby certify that I am the Owner of record of the named property, or that the owner of record authorizes the proposed work and that I have been authorized by the owner to make this application as his/her authorized agent. I agree to conform to all applicable laws of this jurisdiction. In addition, if a permit for work described in this application is issued, I certify that the Code Official's authorized representative shall have the authority to enter all areas covered by this permit at any reasonable hour to enforce the provisions of the codes applicable to this permit.

Signature: <u>Dennis M. A.</u>	Date: <u>5/13/10</u>
--------------------------------	----------------------

This is not a permit; you may not commence ANY work until the permit is issued.




# Accessibility Building Code Certificate

Designer: JOHN W. EINSIEDLER, R.A.

Address of Project: 568 RIVERSIDE STREET PORTLAND, MAINE

Nature of Project: METAL RECYCLING FACILITY

The technical submissions covering the proposed construction work as described above have been designed in compliance with applicable referenced standards found in the Maine Human Rights Law and Federal Americans with Disability Act. Residential Buildings with 4 units or more must conform to the Federal Fair Housing Accessibility Standards. Please provide proof of compliance if applicable.



Signature: *[Handwritten Signature]*

Title: SOLE OWNER / ARCHITECT

Firm: JOHN W. EINSIEDLER, R.A.

Address: 148 SEA ROAD  
KENNEBUNK, ME 04043

Phone: 207-935-9760

For more information or to download this form and other permit applications visit the Inspections Division on our website at [www.portlandmaine.gov](http://www.portlandmaine.gov)



Revised

# Certificate of Design Application

From Designer: Carl W. Walker  
 Date: 5/12/10  
 Job Name: Schnitzer Northeast  
 Address of Construction: 568 Riverside Street

2003 International Building Code  
 Construction project was designed to the building code criteria listed below:

Building Code & Year 2003 IBC Use Group Classification (s) F-1, B  
 Type of Construction Type III B  
 Will the Structure have a Fire suppression system in Accordance with Section 903.3.1 of the 2003 IRC yes  
 Is the Structure mixed use? yes If yes, separated or non separated or non separated (section 302.3) separated  
 Supervisory alarm System? yes Geotechnical/Soils report required? (See Section 1802.2) yes

### Structural Design Calculations

Submitted for all structural members (106.1 - 106.11)

### Design Loads on Construction Documents (1603)

Uniformly distributed floor live loads (7603.11, 1807)  
 Floor Area Use Process Loads Shown C  
2nd floor office 250 psf  
80 psf

N/A Live load reduction  
20 psf Roof live loads (1603.1.2, 1607.11)  
37.80 psf Roof snow loads (1603.7.3, 1608)  
60 psf Ground snow load,  $P_g$  (1608.2)  
37.8 psf If  $P_g > 10$  psf, flat-roof snow load  $P_f$   
1 FE (1.90) If  $P_g > 10$  psf, snow exposure factor,  $C_e$   
1 If  $P_g > 10$  psf, snow load importance factor,  $I_s$   
Heated (1.0) Roof thermal factor,  $C_t$  (1608.4)  
37.8 psf Sloped roof snowload,  $P_s$  (1608.4)  
C Seismic design category (1616.3)  
braced frames Basic seismic force resisting system (1617.6.2)  
3.0 Response modification coefficient,  $R$ , and deflection amplification factor,  $C_d$  (1617.6.2)  
E.L.F. Analysis procedure (1616.6, 1617.5)  
 Design base shear (1617.4, 16175.5.1)  
 Flood loads (1803.1.6, 1612)  
N/A Flood Hazard area (1612.3)  
N/A Elevation of structure  
 Other loads  
3psf collateral Concentrated loads (1607.4)  
N/A Partition loads (1607.5)  
N/A Misc. loads (Table 1607.8, 1607.6.1, 1607.7, 1607.12, 1607.13, 1610, 1611, 2404)

### Wind loads (1603.1.4, 1609)

yes Design option utilized (1609.1.1, 1609.6)  
95 mph Basic wind speed (1809.3)  
1.0 Building category and wind importance Factor,  $I_w$ , table 1604.5, 1609.5)  
C Wind exposure category (1609.4)  
"enclosed" Internal pressure coefficient (ASCE 7)  
15.2 Component and cladding pressures (1609.1.1, 1609.6.2.2)  
15.2 Main force wind pressures (7603.1.1, 1609.6.2.1)

### Earth design data (1603.1.5, 1614-1623)

yes Design option utilized (1614.1)  
1, C Seismic use group ("Category")  
40/10 Spectral response coefficients,  $S_D$ s &  $S_{D1}$  (1615.1)  
D, 4 Site class (1615.1.5)



## Certificate of Design

Date: MAY 12, 2010


From: JOHN W. EINSIEDLER, R.A.

These plans and / or specifications covering construction work on:

SCHNITZER NORTHEAST RIVERSIDE STREET

Have been designed and drawn up by the undersigned, a Maine registered Architect Engineer according to the <sup>2009</sup> ~~2003~~ *International Building Code* and local amendments.

NOTE: *NON STRUCTURAL COMPONENTS ONLY*



Signature: *John W. Einsiedler*

Title: SOLE OWNER / ARCHITECT

Firm: JOHN W. EINSIEDLER, R.A.

Address: 148 SEA ROAD

KEENEBUNK, ME 04043

Phone: 207-985-9760

For more information or to download this form and other permit applications visit the Inspections Division on our website at [www.portlandmaine.gov](http://www.portlandmaine.gov)



10-6955 Letter of Certification

Date: 5/12/2010  
 Time: 11:42 AM  
 Page: 1 of 2

Letter of Certification

Contact: Bill Rudman or Dennis Waters  
 Name: Patco Construction Inc  
 Address: 1293 Main Street

Project: Schnitzer Northeast  
 Builder PO #:  
 Jobsite: 636 Riverside Street

City, State: Sanford, Maine 04073  
 Country: United States

City, State: Portland, Maine 04101  
 County, Country: Cumberland, United States

This is to certify that the above referenced project has been designed in accordance with the applicable portions of the Building Code specified below. All loading and building design criteria shown below have been specified by contract and applied in accordance with the building code.

Overall Building Description

Shape	Overall Width	Overall Length	Floor Area (sq. ft.)	Wall Area (sq. ft.)	Roof Area (sq. ft.)	Max. Eave Height	Min. Eave Height 2	Max. Roof Pitch	Min. Roof Pitch	Peak Height
Schnitzer Northeast	60/0/0	200/0/0	12000	13150	12310	25/0/0	25/0/0	1.000:12	1.000:12	27/6/0

Loads and Codes - Shape: Schnitzer Northeast

City: Portland County: Cumberland  
 Building Code: 2003 International Building Code  
 Building Use: Standard Occupancy Structure

State: Maine  
 Built Up: 89AISC  
 Cold Form: 04AISI

Country: United States  
 Rainfall: 4.00 inches per hour  
 3000.0 psi Concrete

Dead and Collateral Loads

Collateral Gravity: 3.00 psf  
 Collateral Uplift: 0.00 psf

Roof Covering + Second. Dead Load: 2.70 psf  
 Frame Weight (assumed for seismic): 2.50 psf

Live Load

Live Load: 20.00 psf Reducible

Wind Load

Wind Speed: 95.00 mph  
 Wind Exposure (Factor): C (0.945)  
 Parts Wind Exposure Factor: 0.945  
 Wind Enclosure: Enclosed

Snow Load

Ground Snow Load: 60.00 psf  
 Flat Roof Snow: 37.80 psf  
 Design Snow (Sloped): 37.80 psf  
 Snow Exposure Category (Factor): 1 Fully Exposed (0.90)  
 Snow Importance: 1.000  
 Thermal Category (Factor): Heated (1.00)  
 Ground / Roof Conversion: 0.70  
 % Snow Used in Seismic: 20.00  
 Seismic Snow Load: 7.56 psf  
 Unobstructed, Slippery Roof

Seismic Load

Mapped Spectral Response - Ss: 40.00 %  
 Mapped Spectral Response - S1: 10.00 %  
 Seismic Hazard / Use Group: Group 1  
 Seismic Importance: 1.000  
 Seismic Performance / Design Category: C  
 System NOT detailed for Seismic  
 Framing Seismic Period: 0.3677  
 Bracing Seismic Period: 0.2236  
 Framing R-Factor: 3.0000  
 Bracing R-Factor: 3.0000  
 Soil Profile Type: Stiff soil (D, 4)  
 Frame Redundancy Factor: 1.0000  
 Brace Redundancy Factor: 1.0000  
 Frame Seismic Factor (Cs): 0.1316 x W  
 Brace Seismic Factor (Cs): 0.1316 x W  
 Design Spectral Response - Sd1: 0.1600  
 Design Spectral Response - Sds: 0.3947

Wind Importance Factor: 1.000  
 Topographic Factor: 1.0000

NOT Windborne Debris Region  
 Base Elevation: 0/0/0  
 Primary Zone Strip Width: 12/0/0  
 Parts / Portions Zone Strip Width: 6/0/0  
 Basic Wind Pressure: 18.56 psf

Load Notes

The building is designed to meet the following FM recommendations:  
 Data Sheet 1-28 - Components and Cladding are designed with Wind Importance factor of 1.15  
 Data Sheet 1-31 - The roof construction meets a Wind Uplift Class 1-60 Roof Assembly



# 10-6955 Letter of Certification

Date: 5/12/2010

Time: 11:42 AM


Page: 2 of 2

Building design loads and governing building code is provided by the Builder and is not validated by Varco Pruden Buildings, a division of BlueScope Buildings North America, Inc. The Builder is responsible for contacting the local Building Official or project Design Professional to obtain all code and loading information for this specific building site.

The design of this building is in accordance with Varco Pruden Buildings, a division of BlueScope Buildings North America, Inc. design practices which have been established based upon pertinent procedures and recommendations of the Standards listed in the Building Code or later editions.

This certification DOES NOT apply to the design of the foundation or other on-site structures or components not supplied by Varco Pruden Buildings, a division of BlueScope Buildings North America, Inc., nor does it apply to unauthorized modifications to building components. Furthermore, it is understood that certification is based upon the premise that all components will be erected or constructed in strict compliance with pertinent documents for this project. Varco Pruden Buildings, a division of BlueScope Buildings North America, Inc. DOES NOT provide general review of erection during or after building construction unless specifically agreed to in the contract documents.

The undersigned engineer in responsible charge certifies that this building has been designed in accordance with the contract documents as indicated in this letter.

  
CARL W. WALKER  
Engineer in responsible charge  
No. 5539  
LICENSED PROFESSIONAL ENGINEER  
STATE OF MICHIGAN

Date: \_\_\_\_\_ Engineers Seal:

# Statement of Special Inspections

Project: Schnitzer Northeast Recycling Building  
 Location: 568 Riverside St., Portland, Maine  
 Owner: Proterized New England Company, LLC  
 Design Professional in Responsible Charge: Ted Greenlaw P.E.

This Statement of Special Inspections is submitted as a condition for permit issuance in accordance with the Special Inspection and Structural Testing requirements of the Building Code. It includes a schedule of Special Inspection services applicable to this project as well as the name of the Special Inspection Coordinator and the identity of other approved agencies to be retained for conducting these inspections and tests. This Statement of Special Inspections encompasses the following disciplines:

- Structural       Mechanical/Electrical/Plumbing  
 Architectural       Other: \_\_\_\_\_

The Special Inspection Coordinator shall keep records of all inspections and shall furnish inspection reports to the Building Official and the Registered Design Professional in Responsible Charge. Discovered discrepancies shall be brought to the immediate attention of the Contractor for correction. If such discrepancies are not corrected, the discrepancies shall be brought to the attention of the Building Official and the Registered Design Professional in Responsible Charge. The Special Inspection program does not relieve the Contractor of his or her responsibilities.

Interim reports shall be submitted to the Building Official and the Registered Design Professional in Responsible Charge.

A Final Report of Special Inspections documenting completion of all required Special Inspections, testing and correction of any discrepancies noted in the inspections shall be submitted prior to issuance of a Certificate of Use and Occupancy.

Job site safety and means and methods of construction are solely the responsibility of the Contractor.

Interim Report Frequency:


or  per attached schedule.

Prepared by:

Theodore Greenlaw  
 (type or print name)

[Signature]  
 Signature

5-14-10  
 Date



Owner's Authorization:

Building Official's Acceptance:

Signature

Date

Signature

Date

# Schedule of Inspection and Testing Agencies

This Statement of Special Inspections / Quality Assurance Plan includes the following building systems:

- |  |  |
|--|--|
| <input checked="" type="checkbox"/> Soils and Foundations  | <input type="checkbox"/> Spray Fire Resistant Material         |
| <input checked="" type="checkbox"/> Cast-in-Place Concrete | <input checked="" type="checkbox"/> Wood Construction          |
| <input type="checkbox"/> Precast Concrete                  | <input type="checkbox"/> Exterior Insulation and Finish System |
| <input checked="" type="checkbox"/> Masonry                | <input type="checkbox"/> Mechanical & Electrical Systems       |
| <input checked="" type="checkbox"/> Structural Steel       | <input type="checkbox"/> Architectural Systems                 |
| <input type="checkbox"/> Cold-Formed Steel Framing         | <input type="checkbox"/> Special Cases                         |

Special Inspection Agencies	Firm	Address, Telephone, e-mail
1. Special Inspection Coordinator	Patco Construction	1293 Main St. Spartanburg, SC 29403 (803) 324-5574 dwaters@patco.com
2. Inspector	R.W. Gillespie	86 Industrial Park Rd. Spartanburg, SC 29402 (803) 286-8008 mgrady@rwg-9.com
3. Inspector	Ted Greenlaw	183 Columbia Rd. Hanover, MA 02339 (781) 826-8369 tedgreenlawpc@yahoo.com
4. Testing Agency	R.W. Gillespie	same
5. Testing Agency		
6. Other		

Note: The inspectors and testing agencies shall be engaged by the Owner or the Owner's Agent, and not by the Contractor or Subcontractor whose work is to be inspected or tested. Any conflict of interest must be disclosed to the Building Official, prior to commencing work.



Soils and Foundations

Item	Agency # (Qualif.)	Scope
1. Shallow Foundations	PE/GE (2) RWG	Inspect soils below footings for adequate bearing capacity and consistency with geotechnical report. Inspect removal of unsuitable material and preparation of subgrade prior to placement of controlled fill.
2. Controlled Structural Fill	PE/GE (2) RWG	Perform sieve tests (ASTM D422 & D1140) and modified Proctor tests (ASTM D1557) of each source of fill material. Inspect placement, lift thickness and compaction of controlled fill. Test density of each lift of fill by nuclear methods (ASTM D2922) Verify extent and slope of fill placement.
3. Deep Foundations  N/A	PE/GE	Inspect and log pile driving operations. Record pile driving resistance and verify compliance with driving criteria. Inspect piles for damage from driving and plumbness. Verify pile size, length and accessories. Inspect installation of drilled pier foundations. Verify pier diameter, bell diameter, length, embedment into bedrock and suitability of end bearing strata.
4. Load Testing		
4. Other:		

Cast-in-Place Concrete

Item	Agency # (Qualif.)	Scope
1. Mix Design	(RWG) ② ACI-CCI ICC-RCSI	Review concrete batch tickets and verify compliance with approved mix design. Verify that water added at the site does not exceed that allowed by the mix design.
2. Material Certification  N/A		
3. Reinforcement Installation	(RWG) ② ACI-CCI ICC-RCSI	Inspect size, spacing, cover, positioning and grade of reinforcing steel. Verify that reinforcing bars are free of form oil or other deleterious materials. Inspect bar laps and mechanical splices. Verify that bars are adequately tied and supported on chairs or bolsters.
4. Post-Tensioning Operations  N/A	ICC-PCSI	Inspect placement, stressing, grouting and protection of post-tensioning tendons. Verify that tendons are correctly positioned, supported, tied and wrapped. Record tendon elongations.
5. Welding of Reinforcing  N/A	AWS-CWI	Visually inspect all reinforcing steel welds. Verify weldability of reinforcing steel. Inspect preheating of steel when required.
6. Anchor Rods	② (RWG)	Inspect size, positioning and embedment of anchor rods. Inspect concrete placement and consolidation around anchors.
7. Concrete Placement	(RWG) ④ ACI-CCI ICC-RCSI	Inspect placement of concrete. Verify that concrete conveyance and depositing avoids segregation or contamination. Verify that concrete is properly consolidated.
8. Sampling and Testing of Concrete	(RWG) ④ ACI-CFTT ACI-STT	Test concrete compressive strength (ASTM C31 & C39), slump (ASTM C143), air-content (ASTM C231 or C173) and temperature (ASTM C1064).
9. Curing and Protection	(RWG) ② ACI-CCI ICC-RCSI	Inspect curing, cold weather protection and hot weather protection procedures.
10. Other:		

Structural Steel

Item	Agency # (Qualif.)	Scope
1. Fabricator Certification/ Quality Control Procedures <input type="checkbox"/> Fabricator Exempt N/A	AWS/AISC-SSI ICC-SWSI	Review shop fabrication and quality control procedures.
2. Material Certification N/A	AWS/AISC-SSI ICC-SWSI	Review certified mill test reports and identification markings on wide-flange shapes, high-strength bolts, nuts and welding electrodes
3. Open Web Steel Joists N/A		Inspect installation, field welding and bridging of joists.
4. Bolting	(RWG) (2) AWS/AISC-SSI ICC-SWSI	Inspect installation and tightening of high-strength bolts. Verify that splines have separated from tension control bolts. Verify proper tightening sequence. Continuous inspection of bolts in slip-critical connections.
5. Welding N/A	AWS-CWI ASNT	Visually inspect all welds. Inspect pre-heat, post-heat and surface preparation between passes. Verify size and length of fillet welds.  Ultrasonic testing of all full-penetration welds.
6. Shear Connectors N/A	AWS/AISC-SSI ICC-SWSI	Inspect size, number, positioning and welding of shear connectors. Inspect studs for full 360 degree flash. Ring test all shear connectors with a 3 lb hammer. Bend test all questionable studs to 15 degrees.
7. Structural Details (RWG or Greenlaw)	(2 or 3) PE/SE	Inspect steel frame for compliance with structural drawings, including bracing, member configuration and connection details.
8. Metal Deck (RWG or Greenlaw)	(2 or 3) AWS-CWI	Inspect welding and side-lap fastening of metal roof and floor deck.
9. Other:		

Masonry

Required Inspection Level:  1  2

Item	Agency # (Qualif.)	Scope
1. Material Certification N/A		
2. Mixing of Mortar and Grout	② RWG ICC-SMSI	Inspect proportioning, mixing and retempering of mortar and grout.
3. Installation of Masonry	② RWG ICC-SMSI	Inspect size, layout, bonding and placement of masonry units.
4. Mortar Joints	② RWG ICC-SMSI	Inspect construction of mortar joints including tooling and filling of head joints.
5. Reinforcement Installation	② RWG ICC-SMSI AWS-CWI	Inspect placement, positioning and lapping of reinforcing steel. Inspect welding of reinforcing steel.
6. Prestressed Masonry N/A	ICC-SMSI	Inspect placement, anchorage and stressing of prestressing bars.
7. Grouting Operations	② RWG ICC-SMSI	Inspect placement and consolidation of grout. Inspect masonry clean-outs for high-lift grouting.
7. Weather Protection	② RWG ICC-SMSI	Inspect cold weather protection and hot weather protection procedures. Verify that wall cavities are protected against precipitation.
9. Evaluation of Masonry Strength	④ RWG ICC-SMSI	Test compressive strength of mortar and grout cube samples (ASTM C750). Test compressive strength of masonry prisms (ASTM C1514).
10. Anchors and Ties	② RWG ICC-SMSI	Inspect size, location, spacing and embedment of dowels, anchors and ties.
11. Other:		

Wood Construction Associated with interior wood framed second floor. Page 7 of 7

Item	Agency # (Qualif.)	Scope
1. Fabricator Certification/ Quality Control Procedures <input type="checkbox"/> Fabricator Exempt	N/A	Inspect shop fabrication and quality control procedures for wood truss plant.
2. Material Grading	② RWG	
3. Connections	② RWG	
4. Framing and Details	② RWG	
5. Diaphragms and Shearwalls	N/A	Inspect size, configuration, blocking and fastening of shearwalls and diaphragms. Verify panel grade and thickness.
6. Prefabricated Wood Trusses	N/A	Inspect the fabrication of wood trusses.
7. Permanent Truss Bracing	N/A	
8. Other		

City of Portland Fire Department Checklist for:

568 Riverside Street, Portland, Maine

May 13, 2010

Owner: Prolerized New England Company, LLC  
69 Rover Street  
Everett, MA 02149  
(781) 873-1662

Applicant: Patco Construction, Inc  
1293 Main Street  
Sanford, ME 04073  
Dennis Waters  
(207) 324-5574

Architect: Parallel Edge Architecture  
John Einsiedler  
148 Sea Road  
Kennebunk, ME 04043  
(207) 985-9760

Use: IBC – F-2, Factory Industrial, Low Hazard  
NFPA – 13, Ordinary Hazard, Group II

Size: 12,000 sf – First Floor  
1,800 sf – Second Floor  
13,800 sf – Total

Fire Protection: Complete automatic fire suppression system to be installed. Wet system in all areas except unheated “Dismantling Area”. Drawings to be submitted by Residential Fire Protection when complete.

Fire Alarm: Separate permit application

Life Safety Drawing: Attached

Elevator: None required

**City of Portland Fire Department Checklist for:**  
**568 Riverside Street, Portland, Maine**  
**May 13, 2010**

Owner: Prolerized New England Company, LLC  
69 Rover Street  
Everett, MA 02149  
(781) 873-1662

Applicant: Patco Construction, Inc  
1293 Main Street  
Sanford, ME 04073  
Dennis Waters  
(207) 324-5574

Architect: Parallel Edge Architecture  
John Einsiedler  
148 Sea Road  
Kennebunk, ME 04043  
(207) 985-9760

Use: IBC – F-2, Factory Industrial, Low Hazard  
NFPA – 13, Ordinary Hazard, Group II

Size: 12,000 sf – First Floor  
1,800 sf – Second Floor  
13,800 sf – Total

Fire Protection: Complete automatic fire suppression system to be installed. Wet system in all areas except unheated “Dismantling Area”. Drawings to be submitted by Residential Fire Protection when complete.

Fire Alarm: Separate permit application

Life Safety Drawing: Attached

Elevator: None required