430 Riverside St

Portland, ME

February 17, 2012

ARCHITECTURAL ABBREVIATIONS

A

ABV	Above
AFF	Above Finished Floor
AP	Access Panel
ACOUS	Acoustical
ACT	Acoustical Tile
ADD	Addendum
ADH	Adhesive
ADJ	Adjacent
ADJT	Adjustable
AGG	Aggregate
A/C	Air Conditioning
ALT	Alternate
AL	Aluminum
ANC	Anchor, Anchorage
AB	Anchor Bolt
ANOD	Anodized
APPROX	Approximate
ARCH	Architect (ural)
AD	Area Drain
AUTO	Automatic
AVG	Average

B

BSMT	Basement
BM	Beam
BRG	Bearing
BEL	Below
BET	Between
BIT	Bituminous
BLK	Block
BLKG	Blocking
BD	Board
BOT	Bottom
BW	Bottom of Wall
BKT	Bracket
BRK	Brick
BLDG	Building
BUR	Built-Up Roofing

C

CAB	Cabinet
CUH	Cabinet Unit Heater
CPT	Carpet (ed)
CI	Cast Iron
CB	Catch Basin
CLG	Ceiling
CEM	Cement
CTR	Center
CT	Ceramic Grout
CO	Cleanout
CLR	Clear (ance)
CLO	Closet
COL	Column
COMP	Compress (ed, ion, ible)
CONC	Concrete
CMU	Concrete Masonry Unit
CONST	Construction
CONT	Continuous, Continue
CONTR	Contract (or)
CJT	Control Joint
CG	Conmer Guard
CORR	Corridor
CTSK	Countersink
CSFH	Countersunk Flat Head
CRS	Course

D

DEPT	Department
DTL	Detail
DIAM	Diameter
DIM	Dimension
DW	Dishwasher
DPR	Dispenser
DISP	Disposal
DR	Door
DO	Door Opening
DBL	Double
DA	Double Acting
DN	Down
DWR	Drawer
DWG	Drawing
DF	Drinking Fountain

E

EA	Each
E	East
ELEC	Electric (al)
EWC	Electric Water Cooler
EL	Elevation
ELEV	Elevator
EMER	Emergency
ENC	Enclose (ure)
EQ	Equal
EQP	Equipment
EXH	Exhaust
EXST	Existing
EXP	Expansion, Exposed
EJT	Expansion Joint
EXT	Exterior
EXTD	Extruded

F

FAB	Fabricated
FOC	Face of Concrete
FOF	Face of Finish
FOM	Face of Masonry
FOS	Face of Stud
FIN	Finish (ed)
FF	Finished Floor
FA	Fire Alarm
FE	Fire Extinguisher
FEC	Fire Extinguisher Cabinet
FHC	Fire Hose Cabinet
FPRF	Fireproof
FR	Fire Rating
FIXT	Fixture
FLG	Flashing
FHWS	Flathead Wood Screw
FLR	Floor (ing)
FD	Floor Drain
FLUOR	Fluorescent
FTG	Footing
FND	Foundation
FS	Full Size
FUR	Furred (ing)

G

GA	Gage, Gauge
GALV	Galvanized
GL	Glass, Glazing
GMU	Glass Masonry Unit
GB	Grab Bar
GD	Grade, Grading
GT	Grout
GWB	Gypsum Wallboard

H

HCP	Handicapped
HBD	Hardboard
HDW	Hardware
HVAC	Heating/Ventilating/ Air Conditioning
HT	Height
HPT	High Point
HC	Hollow Core
HM	Hollow Metal
HB	Hose Bibb
HR	Hour

I

IN	Inch
INCL	Include (d, ing)
ID	Inside Diameter
INSUL	Insulate (d, ion)
INT	Interior
INV	Invert
IPS	Iron Pipe Size

J

JAN	Janitor
JT	Joint
J	Joist

K

KIT	Kitchen

L

LAM	Laminate (d)
LAV	Lavatory
LCC	Lead-coated Copper
LH	Left Hand
LT	Light
LS	Light Switch
LWT	Lightweight
LVR	Louver
LPT	Low Point

M

MACH	Machine
MH	Manhole
MFR	Manufacture (r)
MAS	Masonry
MO	Masonry Opening
MTL	Material (s)
MAX	Maximum
MECH	Mechanical
MC	Medicine Cabinet
MET	Metal
MIN	Minimum
MISC	Miscellaneous
MOD	Modular
MR	Moisture Resistant
MLDG	Molding, Moulding
MTD	Mounted

N

NOM	Nominal
NPS	Nominal Pipe Size
NC	Noncorrosive
N	North
NA	Not Applicable
NIC	Not In Contract
NTS	Not To Scale
NO	Number
NR	Not Rated

O

OC	On Center (s)
OPNG	Opening
OPP	Opposite
OPH	Opposite Hand
OZ	Ounce
OD	Outside Diameter
OA	Overall
OH	Overhead

P

PAF	Power Actuated Fastener
PNT	Paint (ed)
PR	Pair
PNL	Panel
PTD	Paper Towel Dispenser
PTR	Paper Towel Receoptor
PBD	Particleboard
PTN	Partition
PVMT	Pavement
PERF	Perforate (d)
PLAS	Plaster
PLAM	Plastic Laminate
PL	Plate
PWD	Plywood
PT	Point
PVC	Polyvinyl Chloride
PSF	Pounds per Square Foot
PSI	Pounds per Square Inch
PFB	Prefabricate (d)
PM	Pressed Metal
PROP	Proposed
Q	
QTY	Quantity
QT	Quarry Tile
R	
RAD	Radius
RWL	Rainwater Leader
REF	Reference
RFL	Reflect (ed, ive, or)
REFR	Refrigerator
RE	Reinforce (d, ing)
REM	Remove
REQD	Required
RES	Resilient
RB	Resilient Base
RT	Resilient Tile
RA	Return Air
REV	Revision
RH	Right Hand
R	Riser
RD	Roof Drain
RM	Room
RO	Rough Opening
S	
SAB	Sound Alleviation Blanket
SND	Sanitary Napkin Dispenser
SNR	Sanitary Napkin Receptor
SCH	Schedule
SNT	Sealant
SEC	Section
SHTH	Sheathing
SHT	Sheet
SM	Sheet Metal
SH	Shelf, Shelving
SHR	Shower
SIM	Similar
SOG	Slab On Grade
SD	Soap Dispenser
STC	Sound Transmission Class
S	South
SPEC	Specification (s)
SA	Spray Acoustic
SQ	Square
SST	Stainless Steel
ST	Stair
STD	Standard
STA	Station
STL	Steel
STO	Storage
STR	Structural
SBFL	Subfloor
SUSP	Suspended
T	
TKBD	Tackboard
TEL	Telephone
TEMP	Temporary
TC	Terra Cotta
TZ	Terrazzo
THK	Thick (ness)
TPD	Toilet Paper Dispenser
T&G	Tongue and Groove
T&B	Top and Bottom
TC	Top of Concrete
TF	Top of Footing
TJ	Top of Joist
TPL	Top of Plate
TRO	Top of Rough Opening
TSL	Top of Slab
TST	Top of Steel
TSBFL	Top of Subfloor
TW	Top of Wall
TB	Towel Bar
TS	Transition Strip
T	Tread
TYP	Typical
U	
UL	Underwriters Labratory
V	
VCT	Vinyl Composition Tile
VERT	Vertical
VEST	Vestibule
VP	Veneer Plaster
VIN	Vinyl
VWC	Vinyl Wall Covering
W	
WC	Water Closet
WH	Water Heater
WP	Waterproofing
WT	Weight
WWF	WeSded Wire Fabric
W	West, Width, Wide
WIN	Window
WM	Wire Mesh
WO	Without
WD	Wood
WPT	Work Point
WI	Wrought Iron
X	
None	
Y	
None	
Z	
None	

GENERAL NOTES

1. General Contractor shall verify all dimensions and report any discrepancies to the Architect before proceeding with work.
2. General Contractor shall maintain structural integrity and weather tightness during construction.
3. General Contractor shall coordinate all trades, scheduling of work, and inspections.
4. All masonry dimensions are nominal and are to face of masonry unless otherwise noted. All partition dimensions are to face of stud unless otherwise noted.
5. All doors shall be located a minimum of 3" off wall except where noted or dimensioned otherwise. All door dimensions indicate leaf size.
6. Before penetrating or otherwise modifying joists, beams, or other structural members, consult with Structural Engineer on maximum size and location.
7. Verify size and location of all existing underground utilities and report all discrepancies to the Architect before proceeding with the work.
8. General Contractor to provide, coordinate and install solid wood blocking in walls.
9. All walls are to be constructed with 5/8" gypsum wallboard.
10. General Contractor to use pressure-treated lumber at all locations or areas exposed to continuous moisture.
11. General Contractor to foam insulate all exterior doors, window frames and thresholds, add perimeter roof connections as noted on details.
12.
13.

ARCHITECTURAL SYMBOLS

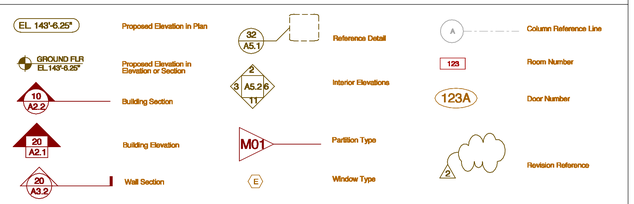

Project Directory

Owner:

KMG Properties
26 Douglas Drive
New Gloucester, ME 04260

Owner's Representitive:

MDB Development
10 Estes Dr
Freeport Maine 04032
(207) 415-2283
brescia1@comcast.net

Architect:

Garrison Consulting
41 Edgewood Avenue
Portland, Maine 04103
(207) 450-0750
matthewwinch@earthlink.net

General Contractor

Benchmark Construction
34 Thomas Drive
Westbrook, ME 04092
(207) 591-7600
info@benchmarkconstruction.org

List of Drawings

A000 - COVER SHEET

C101 - SITE LAYOUT PLAN

E101 - EXISTING CONDITIONS AND DEMOLITION PLAN

A100 - CODE SUMMARY
A101 - FLOOR PLAN, ENLARGED FLOOR PLANS AND INTERIOR ELEVATIONS
A201 - REFLECTED CEILING PLAN AND FINISH PLAN

A601 - DOOR SCHEDULE AND DETAILS

Site Location

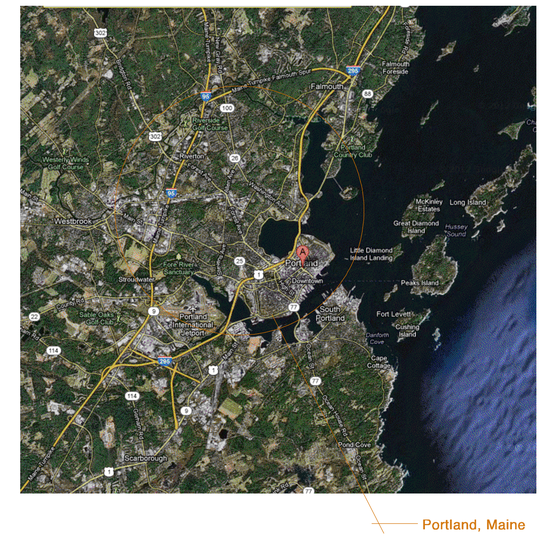

Portland, Maine

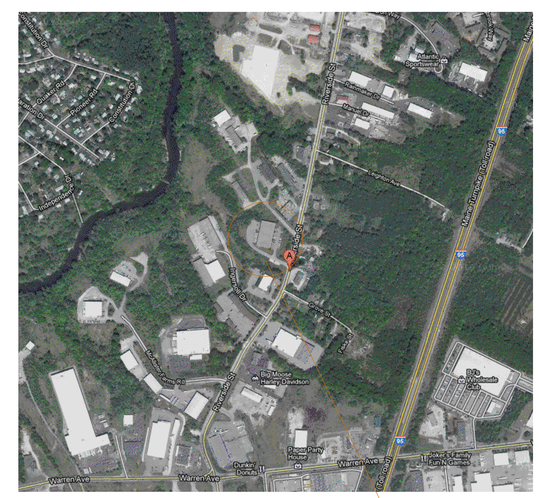

430 Riverside St.

DRAWINGS ISSUED FOR BUILDING PERMIT