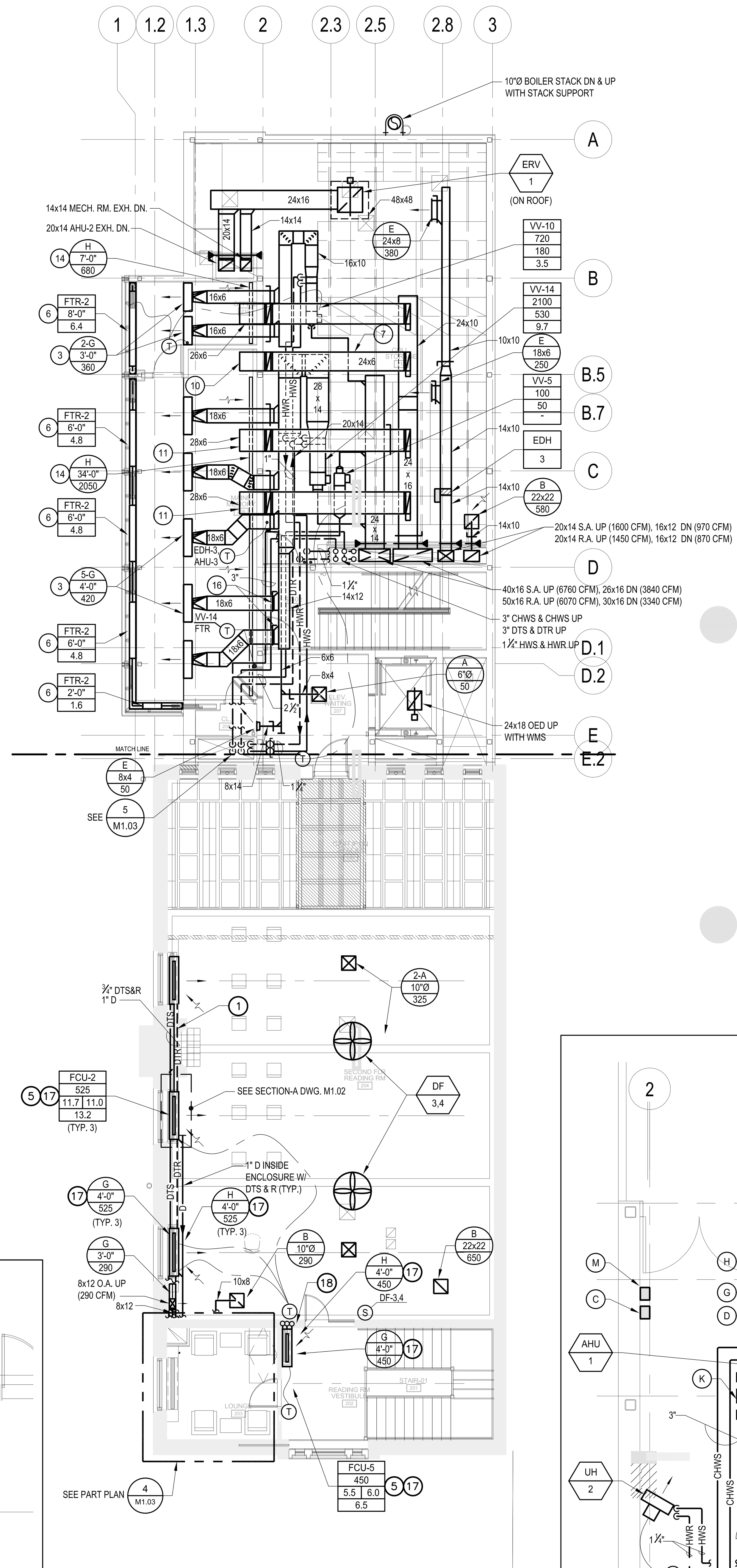

1 M1.03 **Second Floor Plan**
Scale: 1/8" = 1'0"

INDOOR DESIGN CONDITIONS BY SPACE					
ROOM		SUMMER		WINTER	
NAME	NUMBER	TEMP.(°F)	RH (%)	TEMP.(°F)	RH (%)
C.I. STACKS	205	75	50 MAX	72	50 MAX
2ND FLOOR READING RM	204	75	50 MAX	72	50 MAX
OFFICE	210	75	50 MAX	72	50 MAX
COLL. STORAGE	212	65	30–50	65	30–50
DIGITAL PROJECTS	209	75	50 MAX	72	50 MAX

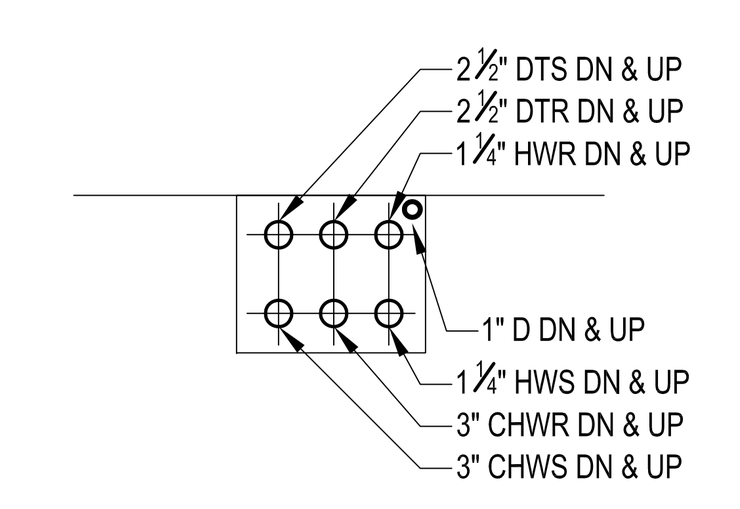

5 M1.03 PIPE RISER PART PLAN
1/4"=1'-0"

AIR HANDLING UNIT SECTION LEGEND

- (A) FAN
- (B) DUAL TEMP COIL
- (C) AUTOMATIC TEMPERATURE CONTROL PANEL
- (D) ACCESS
- (E) STEAM GENERATING UNIT. HANG FROM CEILING ABOVE AHU-3.
- (F) FILTER (MERV-7 AND MERV-14)
- (G) FILTER (MERV-12)
- (H) COMBINATION ANGLE FILTER (MERV-7) / MIXING SECTION WITH INTEGRAL MIXING DAMPERS
- (I) 4" CONCRETE PAD BY OTHERS
- (J) DX COIL
- (K) COIL PULL
- (L) INSULATED PLENUM (SAME HEIGHT AND WIDTH AS LOUVER)
- (M) VFD
- (N) HUMIDIFIER

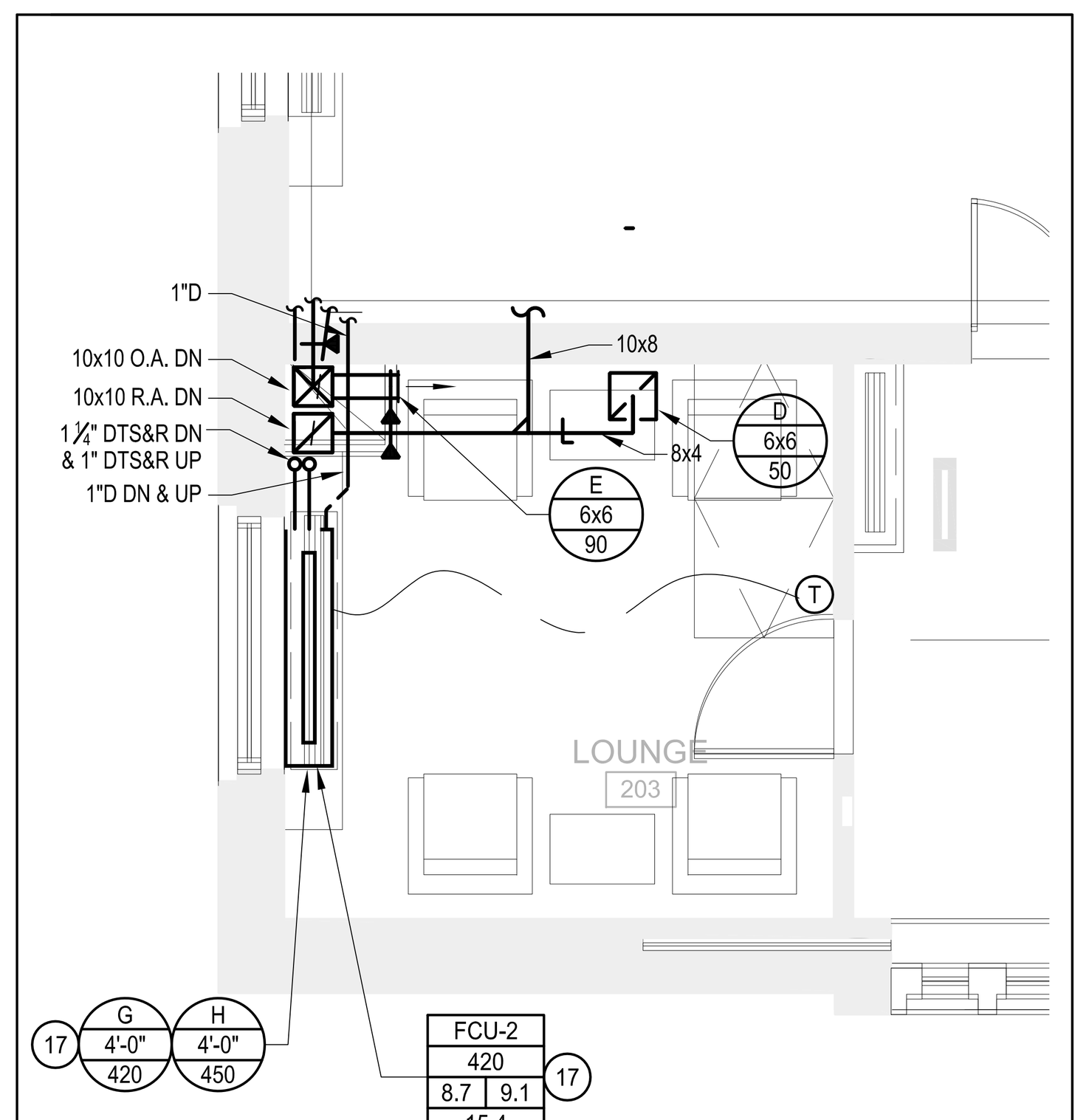

4 M1.03 **Second Floor Part Plan**
Scale: 1/4" = 1'0"

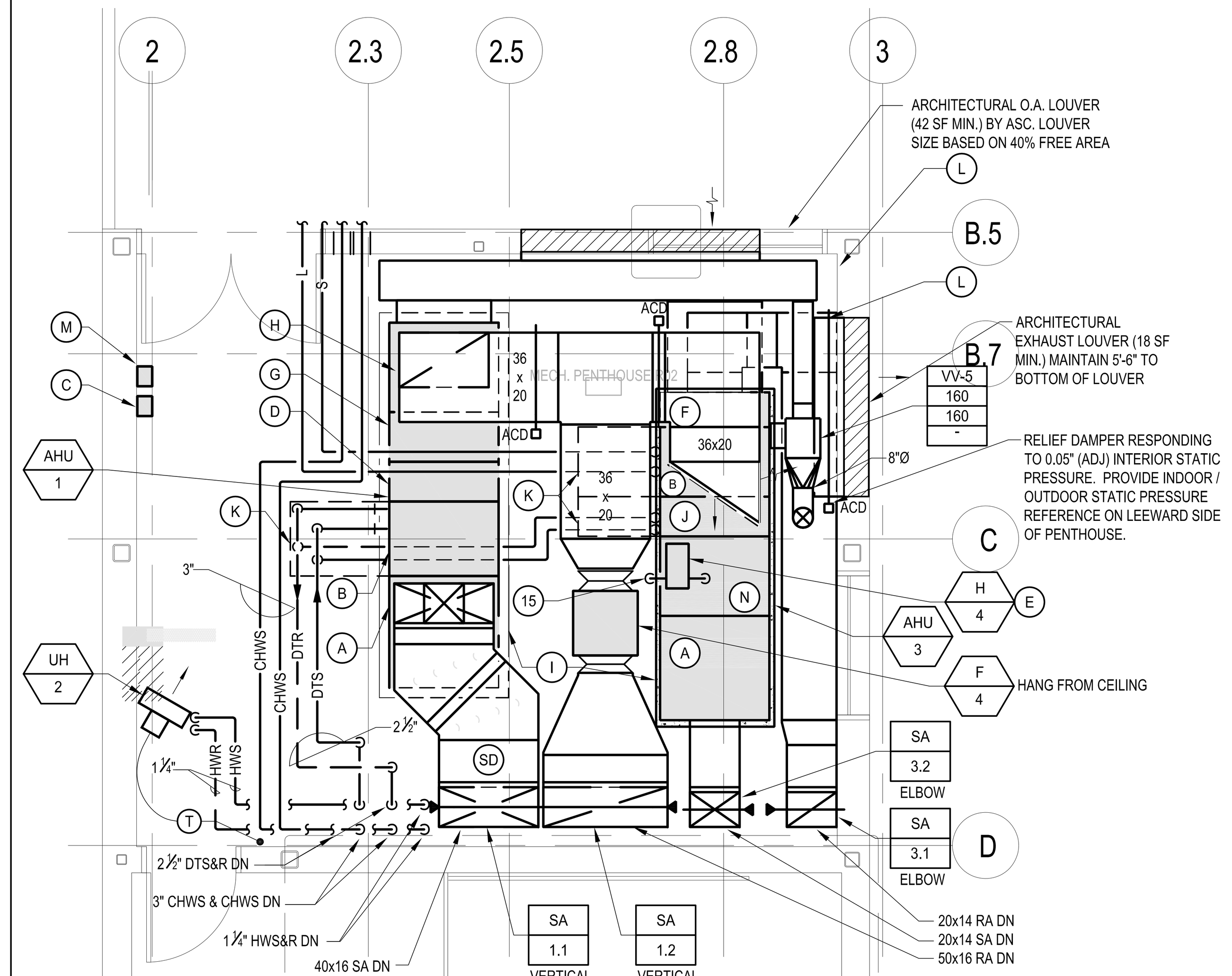

3 M1.03 **Mech. Penthouse Part Plan**
Scale: 1/4" = 1'0"

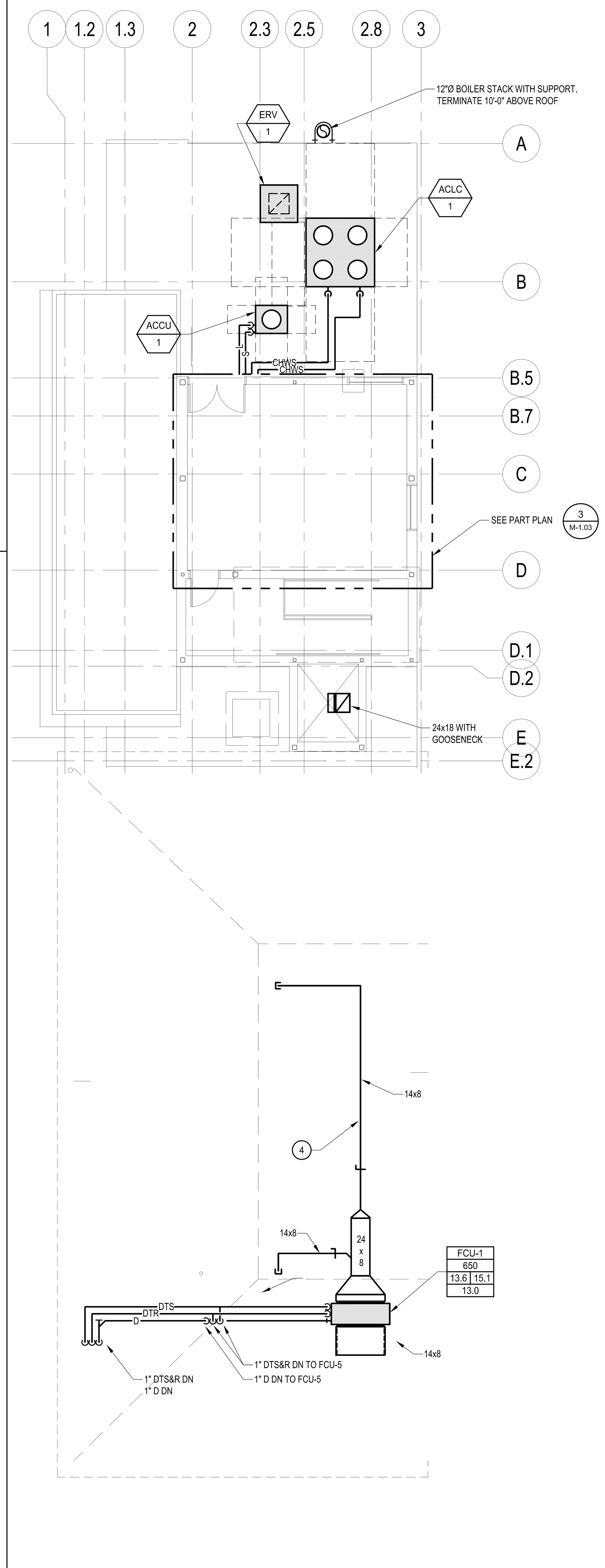

2 M1.03 **Attic/Roof/Penthouse Plan**
Scale: 1/8" = 1'0"

DRAWING NOTES:

1. DTS&R IN CUSTOM ENCLOSURE BY ASC. SEE ARCH. PLANS. CORE THROUGH SIDES OF FIREPLACE FOR DTS&R AND DRAIN.
2. NOT USED.
3. CONTINUOUS LINEAR BAR GRILLE IN SOFFIT. ACTIVE LENGTH AND AIRFLOW NOTED IN TAG.
4. INSULATE ALL DUCT (SUPPLY, RETURN, EXHAUST) IN ATTIC SPACE THAT IS ABOVE EXISTING CEILING INSULATION.
5. PROVIDE CONDENSATE PUMP, CP-1 IN CUSTOM ENCLOSURE. SEE SCHEDULE.
6. FTR IN CUSTOM ENCLOSURE BENEATH SLIDING SHADES. ENCLOSURE BY ASC. SEE ARCH. PLANS.
7. INSULATE AHU-1 R.A. DUCT EXPOSED IN COLL. STORAGE (212).
8. OPEN TO PLENUM ABOVE CEILING.
9. TERMINATE 26x6 OED IN CEILING PLENUM (680 CFM).
10. TERMINATE 24x6 OED IN CEILING PLENUM (600 CFM).
11. TERMINATE 28x6 OED IN CEILING PLENUM (750 CFM).
12. NOT USED.
13. O.A. CONSTANT VOLUME BOX. INLET TIED INTO O.A. LOUVER AND OUTLET TIED INTO AHU-3 R.A. DUCT.
14. CONTINUOUS LINEAR BAR GRILL IN CEILING. OPEN TO CEILING PLENUM.
15. DRAIN DN TO FLOOR FROM DRANE-COOLER.
16. PROVIDE REMOTE CABLE OPERATED VOLUME DAMPER. SIMILAR TO YOUNG REGULATOR MODEL 830 ACC. LOCATE CONTROLLER IN COLL. STORAGE (212).
17. CUSTOM ENCLOSURE (BY ASC) FOR FCU. SEE ARCH PLANS FOR GRILLE LENGTH. PROVIDE DUCT CONNECTION FROM FCU TO SUPPLY GRILLE.
18. DTS & R AND COND. DRAIN DN IN WALL. COORDINATE PIPING WORK WITH INSTALLATION OF FIRE EXTINGUISHER CABINET (BY ASC).

CONSULTANTS
TMP Consulting Engineers Inc.
52 Temple Place
Boston, Massachusetts 02111-1306
TEL.617-357-6060
FAX.617-357-5188
©2007 TMP Consulting Engineers

SCHWARTZ / SILVER ARCHITECTS INC.
75 Kneeland Street
Boston, Massachusetts 02111
Telephone 617/542-6650
Facsimile 617/951-0779

PROJECT
MAINE HISTORICAL SOCIETY
489 CONGRESS ST.
PORTLAND, MAINE

AMM	Drawn By	Date
MWP	Reviewed By	Date
MCS	Approved By	Date

REVISIONS

Date	Number	Description
05/01/07		60% CD SET
07/02/07		100% CD REVIEW SET
07/16/07		100% CD SET
09/7/07	1	REVISION 1

DRAWING TITLE
SECOND FLOOR PLAN /
ATTIC / ROOF / PENTHOUSE PLAN

As Noted
Scale

DRAWING NUMBER
M1.03

P:\0405-MaineHistorical\04-Drawings\06-Bid\100-PlanningSubmittal-070928\MEP\227m103.dwg, Oct 10, 2007 - 1:14pm smorgan