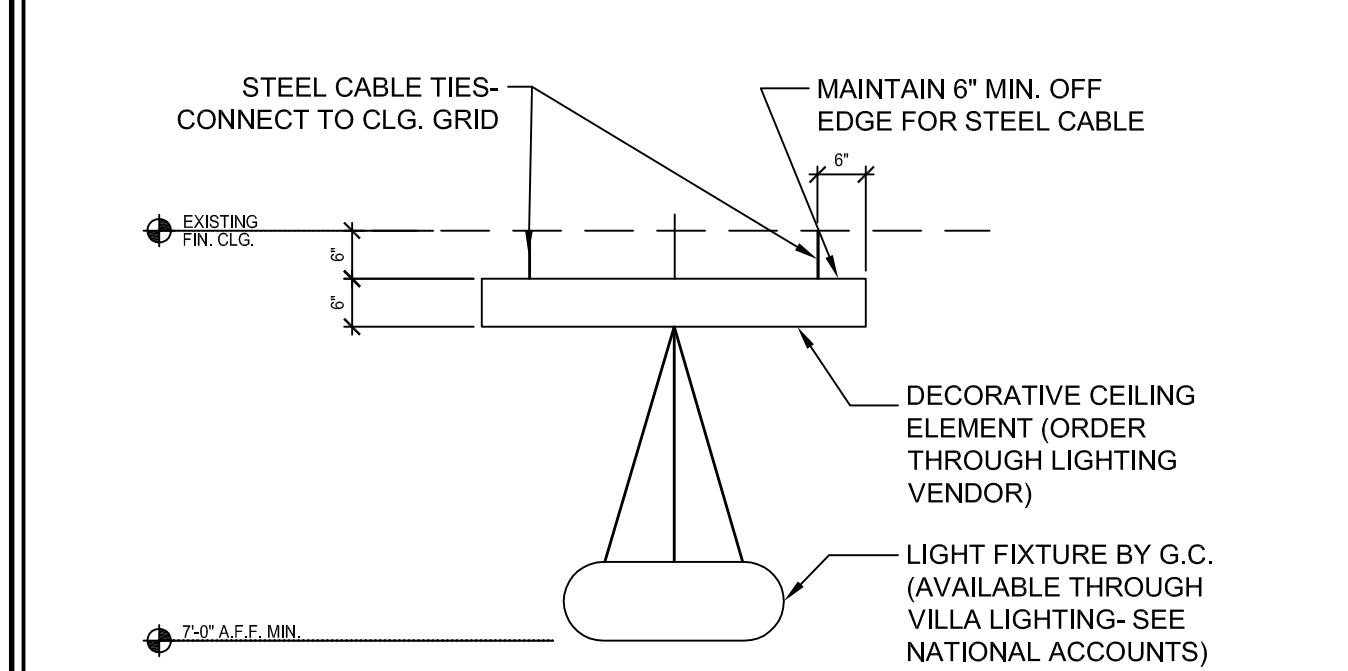


- PLAN NOTES:**
- GYPSUM WALL BOARD CEILING.
 - EXHAUST HOOD WITH ROOF FAN REQUIRED PER DBI STANDARDS.
 - PICK UP SIGN SUSPENDED FROM CEILING
 - DIGITAL MENU BOARDS TO BE ALIGNED WITH POS STATION AT FRONT LINE (WHERE POSSIBLE) - MAINTAIN 2' CLEARANCE BOTH ENDS OF SYSTEM FOR UNIT VENTILATION.
 - ADEQUATE DISTANCE IS TO BE MAINTAINED BETWEEN DIGITAL MENU BOARDS AND OTHER OBSTRUCTIONS SUCH AS LIGHTS, SPRINKLER HEADS, CAMERAS, AND TOASTER/OVEN. 36" MIN DISTANCE BETWEEN DMBs AND EACH OBSTRUCTION IS PREFERRED. LIGHTS PLACED TOO CLOSE TO DIGITAL MENUBOARD SYSTEM MAY CAUSE UNWANTED GLARE. HEAT FROM TOASTERS WILL LEAD TO SCREEN FAILURE.
 - OWNER HAS OPTION TO USE LED-1 CAN LIGHTS IN SEATING AREAS ONLY
 - DIGITAL MENU BOARD (DMB) MINIMUM SOFFIT SIZE:
 - 4-46" (DEFAULT SIZE) DIAGONAL BOARDS IS 172" L (14'-4") AND 26" H (2'-2")
 - 4-40" DIAGONAL BOARDS 149" (12'-5") L AND 23" H (1'-11")
 - 4-32" DIAGONAL BOARDS IS 118" L (9'-10") AND 19" H (1'-7")

- CEILING LEGEND:**
- LED-3 2x4 LED LAY-IN FIXTURE
 - LED-4 2x2 LED LAY-IN FIXTURE
 - BL BATHROOM WALL SCOFFCE
 - LED-2 RECESSED CAN DOWN LIGHT FIXTURE (LED)
 - LED-1 RECESSED CAN EXTERIOR DOWN LIGHT FIXTURE (LED)
 - P3 PENDANT LIGHT FIXTURE (LED) WITH HANGING SOFFIT
 - ⊙ INTERIOR FLUSH CEILING SPEAKER
 - ⊠ EXTERIOR SPEAKER
 - ∇ ADJUSTABLE SPEAKER VOLUME CONTROLS
 - ⊗ EXIT SIGN
 - ∇C TRACK HEAD & LED LAMP
 - ⊞ SUSP. CLNG GRID SYSTEM W/ ACOUSTICAL OR VINYL CLAD CEILING TILES- SEE PLAN FOR TYPES AND LOCATIONS

- MUSIC SYSTEM NOTES:**
- THE MUSIC SYSTEM IS A REQUIREMENT OF THE BRAND AND NO LONGER OPTIONAL
- MUSIC SYSTEM IS REQUIRED IN ALL NEW AND REMODEL STORES. MUSIC SYSTEM TO USE DBI APPROVED PROGRAMMING
 - ALL CEILING SPEAKERS TO BE FLUSH MOUNTED WHITE. ALL EXTERIOR SPEAKERS TO BE BLACK, WITH EXTERIOR GRADE CONSTRUCTION.
 - ONE SPEAKER IN EACH BATHROOM TO BE FLUSH MOUNTED WHITE.
 - A MINIMUM OF TWO SPEAKERS IN THE SEATING AREA (NO SPEAKERS IN THE SERVICE AREA).
 - A MINIMUM OF TWO SPEAKERS AT EXTERIOR SEATING AREAS WHERE APPLICABLE.
 - SPEAKER AT EXTERIOR OF BUILDING ADJACENT TO ENTRY.
 - PROVIDE AND INSTALL SEPARATE VOLUME CONTROLS FOR EACH AREA (RESTROOMS, SEATING AREA, EXTERIOR)
 - HARDWARE TO BE INSTALLED IN THE OFFICE. FIELD VERIFY AND COORDINATE WITH FRANCHISE FOR THE EXACT LOCATION OF THE UNIT AND VOLUME CONTROLS.

1 REFLECTED CEILING PLAN
1/4" = 1'-0" NOTE:



NOTE:
DECORATIVE CEILING ELEMENTS SHOULD BE HUNG ON A DIAGONAL TO THE GRID, AND IN THE SEATING AREAS. QUANTITY WILL DEPEND ON OVERALL SEATING AREA SIZE. EACH ELEMENT WILL RECEIVE A PENDANT LIGHT FIXTURE. THE SOFFITS SHOULD BE HUNG 6" OFF THE CEILING IN AREAS WITH CEILINGS OF 8'-4" OR GREATER. LOCATIONS WITH CEILINGS LOWER THAN THAT SHOULD HAVE THE ELEMENTS HUNG FLUSH WITH THE CEILING. THE PENDANT LIGHT SHOULD BE INSTALLED AT 7'-0" TO THE BOTTOM OF THE FIXTURE.

DECORATIVE CEILING ELEMENTS ARE AVAILABLE WITH AN ORANGE EDGE AND A PINK EDGE. WHEN TWO ARE USED, ONE OF EACH COLOR SHOULD BE USED. IN LOCATIONS WITH A SINGLE ELEMENT, EITHER COLOR CAN BE SELECTED.

2 DECORATIVE COFFER
1/2" = 1'-0" NOTE:



CEILING FINISH SCHEDULE:

CEILING FINISH SCHEDULE				
CODE	MATERIAL	MANUFACTURER	PRODUCT #	DESCRIPTION / REMARKS
CT-01	GENERAL CEILING TILE	ARMSTRONG	1761 WH	2'X4' FINE FISSURED SECOND LOOK II "WHITE"
CT-02	NOT USED			
CT-03	KITCHEN CEILING TILE	ARMSTRONG	SHEETROCK LAY-IN 870	2'X4' VINYL CLAD CEILING TILES; "WHITE"
CT-04	CEILING GRID SYSTEM	ARMSTRONG	7300 WH	"WHITE GRID, 15/16"
CT-05	METAL CEILING TILE	ARMSTRONG	9442UGA1	2'X2' METALWORKS CEILING PANELS
PX-30	PAINTED GYP. BD.	SHERWIN WILLIAMS	SW 7006 EXTRA WHITE	FLAT

LIGHTING SCHEDULE

LIGHTING SCHEDULE			
CODE	DESCRIPTION	MANUFACTURER	PRODUCT
Checked: 12/18/2014			
INTERIOR			
BL	BATHROOM WALL SCOFFCE	FORECAST	F540436
C	TRACK HEAD - OPEN STYLE	HALO	L703MB W/ 10W LED LAMP
C1	TRACK HEAD - (JAZZ BREW ONLY)	LIGHTOLIER	PH 220R30
JL	INCAND. DOWNLIGHT W/ WHITE TRIM	LEV	9875
K	42W COMPACT FLUOR. DOWNLIGHT W/ LENS	HALO	PD7/V142E/7VL1C
LP	LOW-BAY 12" RAW ALUM. FINISH	ATLANTIC	SBS12-242E 1/2PL-24-PL-HSHG
LED-1	LED DOWN LIGHT W/ RC-6 HOUSING	CREE	VL6-1027120-SP1/ VL6A-SP1
LED-3	LED 2X4 RECESSED FIXTURE	CREE	VL24-4035-SP1
LED-4	LED 2X2 RECESSED FIXTURE	CREE	VL22-3235-SP1
P3	HANGING DECORATIVE PENDANT (18.5" DIA.)	BOCK LIGHTING	POS-DR180PPP (DARK ROAST)
P4/4A	HANGING DECORATIVE PENDANT (6" DIA)	BOCK LIGHTING	P14-57 (FROSTED OR AMBER GLASS SHADE)
P3-CO	DECORATIVE CEILING ELEMENT	DGS (CUSTOM)	DARK ROAST (48"X48"X6") ORANGE SIDES
P3-CP	DECORATIVE CEILING ELEMENT	DGS (CUSTOM)	DARK ROAST (48"X48"X6") PINK SIDES
OC	OPTIONAL- WALL MOUNTED OCCUPANCY SENSOR- WHITE	WS	WS-200-W
W-EBU	2-HEAD BATTERY PACK	EXITRONIX	LL50H
X	LED EXIT W/ BATTERY	EXITRONIX	VEX-U-BP-WH
COMBO EXT	COMBO LED EXIT / (2) HEAD EBU	EXITRONIX	VEX-U-BP-WH-EL90-R
EXTERIOR			
G	EYELID WALL PACK - 10W LED	COOPER	XTOR1A
GF	100W MH GROUND FLOOD	LTH	TFM100MTA-TB-DBL-LPI
RH	EXT. WEATHERPROOF EM REMOTE HEAD	EX	ZIP-2
TC	DIGITAL TIME CLOCK	TORK	DTS200A

- LIGHTING SCHEDULE NOTES**
- PROVIDE ALL FIXTURES COMPLETE WITH LAMPS. REFER TO NATIONAL ACCOUNT SOURCE INFO FOR LAMP SPECS & VILLA LIGHTING RE-LAMPING PROGRAM. ALTERNATES FOR DRYWALL OR EMERGENCY FIXTURES CAN BE FOUND UNDER NATIONAL ACCOUNTS.
 - ALL INCANDESCENT LAMPS SHALL BE RATED 130 VOLTS
 - ALL BALLASTS SHALL BE HIGH POWER FACTOR. FLUORESCENT BALLASTS FOR T8 LAMPS TO BE ADVANCED MANUFACTURED OPTANUM WATT MISER, EXCEPT OUTDOOR FIXTURES TO BE ZERO-DEGREE MAGNETIC BALLASTS.
 - PROVIDE HOLD-DOWN CLIPS FOR EACH CORNER OF FLUORESCENT GRID TROFFERS.
 - PROVIDE ALL REQUIRED MOUNTING OR HANGING HARDWARE
 - COORDINATE AND VERIFY ALL FIXTURE INFORMATION, TYPES AND FINAL LOCATIONS WITH THE REFLECTED CEILING PLAN.
 - LAMPS SHALL BE AS MANUFACTURED BY SYLVANIA, WESTINGHOUSE, GENERAL ELECTRIC OR APPROVED EQUAL.



JAMES D. SMITH, ARCHITECT, AIA
35 LOTHROP'S LANE
WEST BARNSTABLE, MA 02668
PHONE: 508-367-8820
JAMESDSMITH1@COMCAST.NET

DATE	SCALE	NOTED	DRAWN	ARL	JOB #	C.M.
02-29-16					D15098	R. MAHONEY

STORE LOCATION: **PORTLAND, ME**
598 WARREN AVE.

REFLECTED CEILING PLAN, SCHEDULES, AND NOTES

P.C. #: 339010
FRESH BREW IMAGE: DARK ROAST