

1 FLOOR PLAN
1/4" = 1'-0" NOTE:

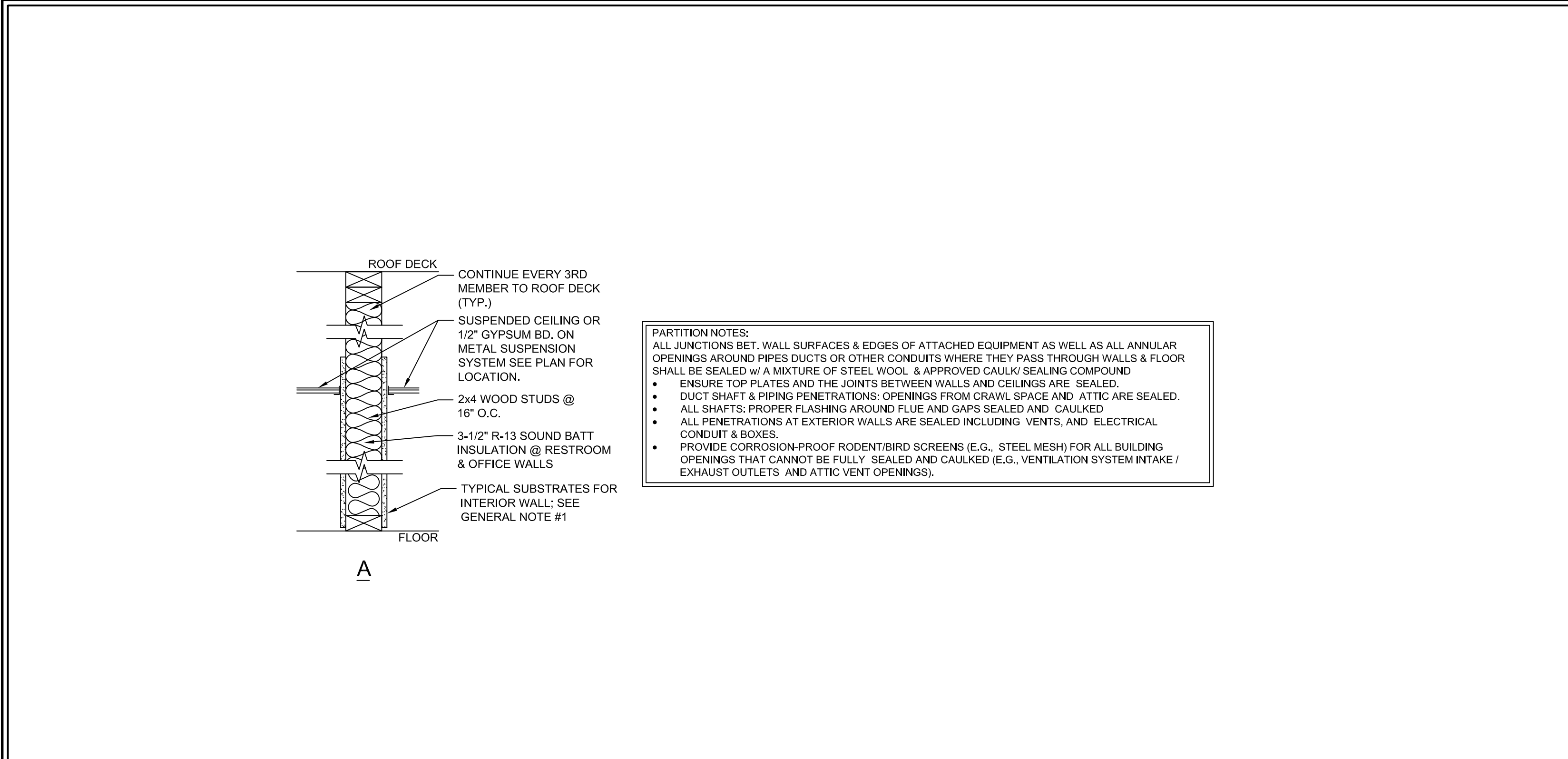
- GENERAL NOTES:**
- TYPICAL SUBSTRATES FOR INTERIOR WALLS SHALL BE AS FOLLOWS:
SERVICE AREA: 3/4" MIN. PLYWOOD
SALES AND SEATING AREAS: 1/2" GYPSUM BOARD
GENERAL CONTRACTOR SHALL PROVIDE ADEQUATE BLOCKING IN BATHROOMS FOR GRAB BARS, LAVATORIES, HAND DRYERS, MIRRORS, PAPER TOWEL DISPENSERS, SOAP DISPENSERS, AND OTHER ACCESSORIES AS REQUIRED UNLESS OTHERWISE NOTED.
 - REFER TO EQUIPMENT "K" SHEETS FOR INFORMATION REGARDING THE EQUIPMENT AND EQUIPMENT LAYOUT.
 - PROVIDE FIRE EXTINGUISHERS, TYPE ABC, WALL HUNG, TOP @ 5'-0" A.F.F. (BY G.C.), - NUMBER AND LOCATION AS PER CODE
 - BEVERAGE REFRIGERATOR TO BE 54" HIGH WHEN NOT PLACED AGAINST WALL.

- PLAN NOTES:**
- CASEWORK BY OTHERS.
 - EXISTING DRIVE-THRU WINDOW
 - EXISTING JANITOR'S SINK
 - RECESS MOUNT HAND DRYER W/ DBI BRANDING AND SUSTAINABILITY MESSAGE BY EXCEL DRYER INC. SEE NATIONAL ACCOUNTS; (413-626-4531)
 - EXISTING POT SINK
 - PROVIDE DIRECT LINE W/ TEMPERATURE REGULATOR VALVE FROM HWH TO ALL HAND WASHING SINKS
 - 1/2" BRUSHED ALUMINUM CORNER GUARDS
 - PROVIDE SOLID BLOCKING IN WALL AT SWING GATE
 - EXISTING OVERHANG
 - NEW AWNINGS

ADA NOTES:

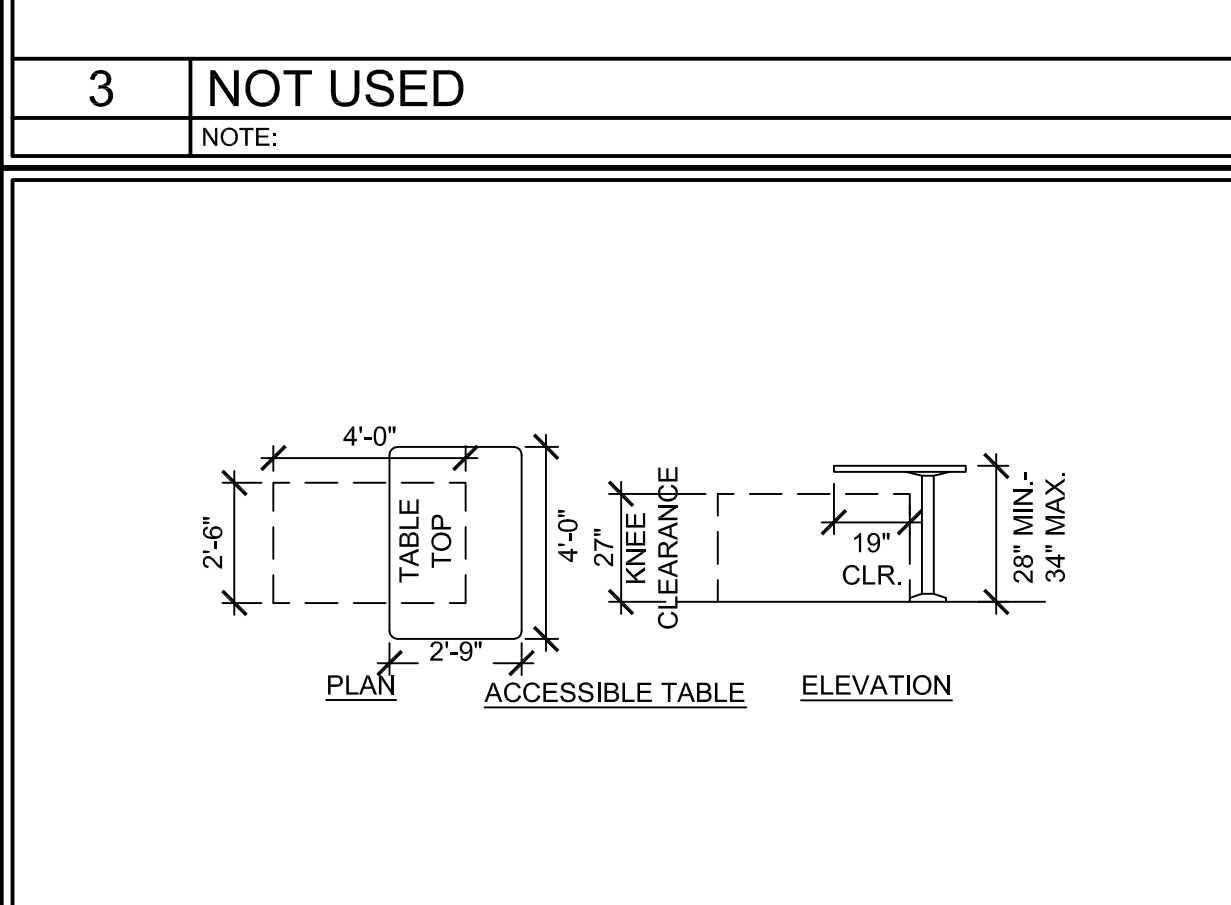
THE GENERAL CONTRACTOR SHALL ACQUAINT HIMSELF WITH THE BARRIER FREE REQUIREMENTS FOR THE APPLICABLE STATES AND THE AMERICAN DISABILITIES ACT (ADA) AND SHALL ENSURE THAT THIS FACILITY WILL BE ACCESSIBLE ACCORDING TO THE STRICTER REQUIREMENTS OF THE APPLICABLE STANDARDS. THE FOLLOWING IS A PARTIAL LIST OF REQUIREMENTS.

- DOOR HARDWARE SHALL BE MOUNTED BETWEEN 36" AND 42" ABOVE FLOOR AND BE LEVER TYPE.
- TOILETS:
 - LAVATORY TO HAVE LEVER HANDLES, SELF METERING FAUCETS OR SPRING FAUCET. FAUCETS SHALL BE SET TO REMAIN OPEN FOR 10 SECONDS MINIMUM.
 - A COAT HOOK 48" ABOVE THE FLOOR SHALL BE MOUNTED ADJACENT TO THE BARRIER FREE STALL DOOR.
 - LOCATE THE WATER CLOSET 16" TO 18" FROM THE CENTER LINE OF THE FIXTURE TO THE WALL. THE SEAT WILL BE 17" TO 19" ABOVE THE FLOOR TO THE TOP OF SEAT. FLUSH HANDLE TO BE ON EXPOSED SIDE OF WATER CLOSET.
 - PROVIDE ONE 42" AND ONE 36" LONG x 1 1/2" OUTSIDE DIAMETER PEENED GRAB BARS, 1 1/2" FROM THE WALL WITH ONE BEHIND AT 12" FROM CENTER LINE OF WATER CLOSET ON ONE SIDE. ONE ADJACENT TO AT 12" FROM THE WALL 33"-36" PARALLEL TO AND ABOVE THE FLOOR.
 - LAVATORY TO BE MOUNTED 34" MAX. ABOVE THE FINISHED FLOOR TO RIM WITH KNEE SPACE OF 30" IN WIDTH AND 27" IN CLEAR HEIGHT. (29" CLEAR UNDER FRONT EDGE)
 - INSTALL MIRROR 40" MAX. ABOVE THE FINISHED FLOOR TO BOTTOM EDGE OF REFLECTING SURFACE (MIRROR GLASS BOTTOM) AND 72" TO TOP.
 - DISPENSERS TO BE MOUNTED A MAXIMUM OF 42" ABOVE THE FLOOR TO ALL OPERATING OR DISPENSING SLOTS.
 - TOILET PAPER DISPENSERS MOUNTED 19" MIN. TO CENTER LINE ABOVE THE FLOOR AND 7" MINIMUM AND 9" MAXIMUM FROM FRONT EDGE OF WATER CLOSET MEASURED TO THE CENTERLINE OF THE DISPENSER





2 PARTITION TYPES
1-1/2" = 1'-0" NOTE:

3 NOT USED
NOTE:



4 ACCESSIBILITY DETAILS
1/4" = 1'-0" NOTE:



JAMES D. SMITH, ARCHITECT, AIA
35 LOTHROP'S LANE
WEST BARNSTABLE, MA 02668
PHONE: 508-367-8920
JAMESDSMITH1@COMCAST.NET

DATE	SCALE	NOTED	DRAWN	JOB #	C.M.
02-29-16			ARL	D15098	R. MAHONEY

STORE LOCATION:
PORTLAND, ME
599 WARREN AVE.
FLOOR PLAN, NOTES, PARTITION TYPES
P.C. #: 339010
FRESH BREW IMAGE: DARK ROAST

A-1