


HANDICAP TOILETS

WOMENS TOILET

GROUT
Laticrete #46 Quarry Red
8" x 8" CERAMIC TILE DADO
#1 - A266-CP White Spice
#2 - A233-CP Sand Bisque
#3 - A634-CP Terra Rosata

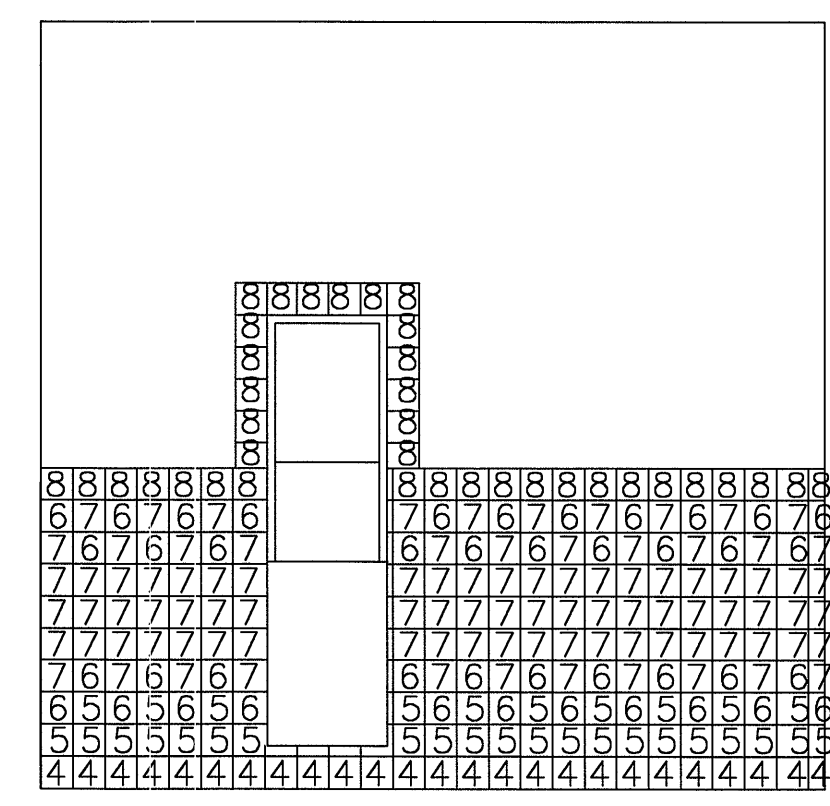
MENS TOILET

GROUT
Laticrete #91 Slate Grey
8" x 8" CERAMIC TILE DADO
#1 - A291-CP Pepper Quartz
#2 - A525-CP Seamist
#3 - A583-CP Windsurf



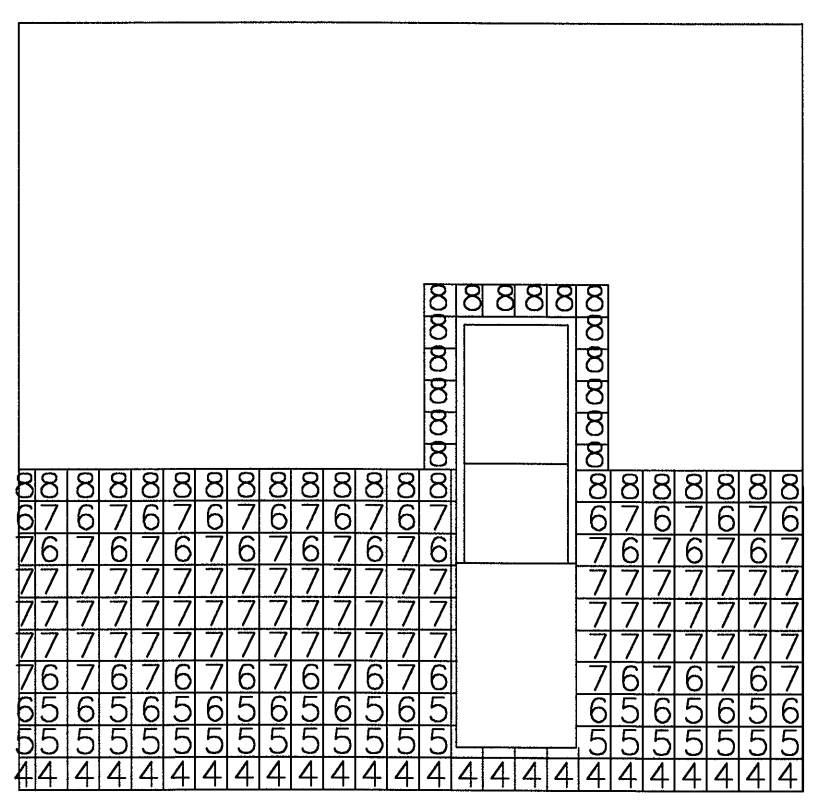
MENS TOILET

GROUT
Laticrete #91 Slate Grey
8" x 8" CERAMIC TILE DADO
#1 - A291-CP Pepper Quartz
#2 - A525-CP Seamist
#3 - A583-CP Windsurf



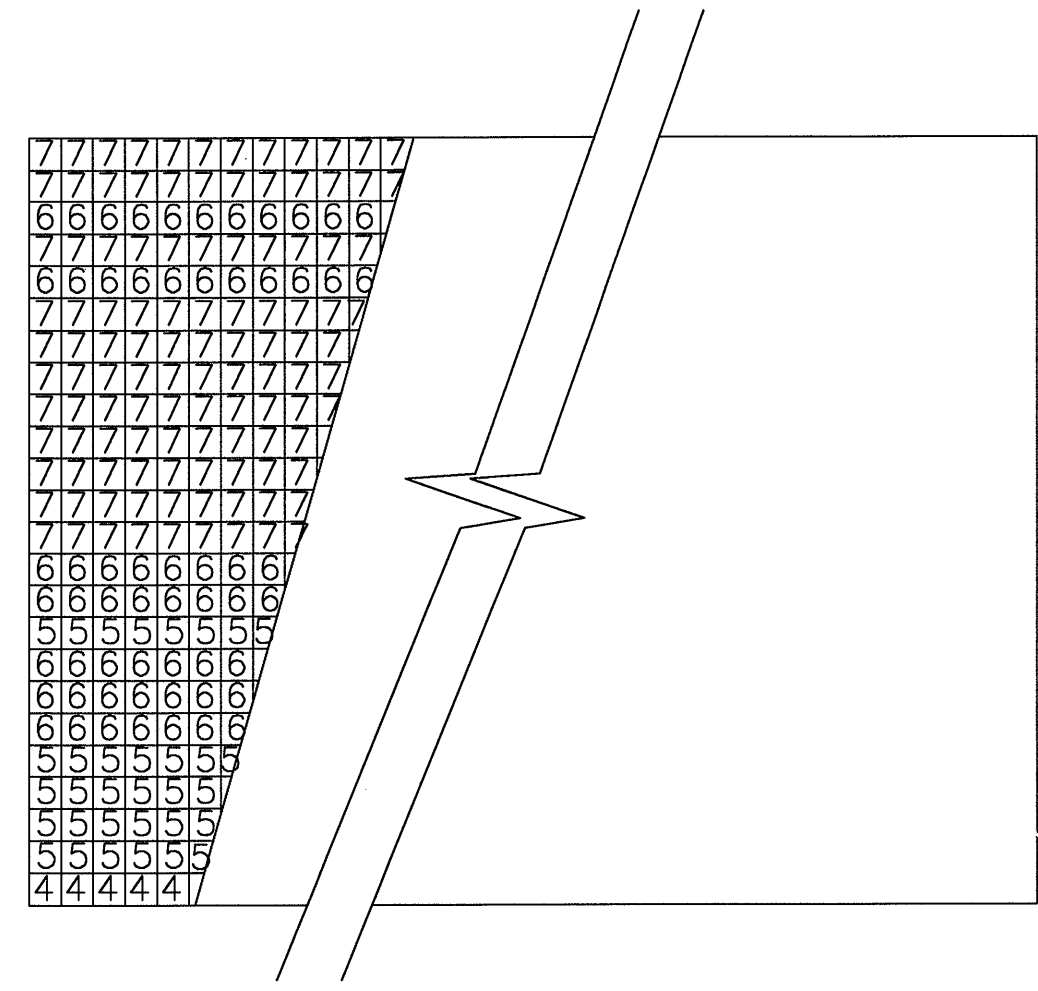
WOMENS HANDICAP TOILET

COVE BASE
#4 - #43 Seagull Gray
4" x 4" CERAMIC TILE DADO
#5 - #43 Seagull Gray
#6 - #110 Burgundy
#7 - #25 Glass Ice White
BULLNOSE
#8 - #110 Burgundy



MENS HANDICAP TOILET

COVE BASE
#4 - #43 Seagull Gray
4" x 4" CERAMIC TILE DADO
#5 - #43 Seagull Gray
#6 - #8 Thunder Blue
#7 - #25 Glass Ice White
BULLNOSE
#8 - #8 Thunder Blue



MENS TOILET

COVE BASE
#4 - #43 Seagull Gray
4" x 4" CERAMIC TILE DADO
#5 - #43 Seagull Gray
#6 - #8 Thunder Blue
#7 - #25 Glass Ice White

TOILET TILE PATTERN

WAREHOUSE FACILITY
401 RIVERSIDE ST. PORTLAND, ME

project no. 01-20
drawn JMH
checked RSD
dated 01-21-06

