


# Ceiling Height / Garage and Window Placement

Room A - 11'

Room B - 10'5"


Room C - 11'


Bathroom - 6'5"

 - Garage Door

 - Window

- Garage Doors Room A+C are 10'w x 11'Tall
- Garage Doors Room B are 10'w x 9'5" Tall

 - Outdoor Wall Mounted (Sits 6" off wall)  
Mini Split

 - Indoor Head Unit For  
Mini split (Mounted directly  
to the wall)

