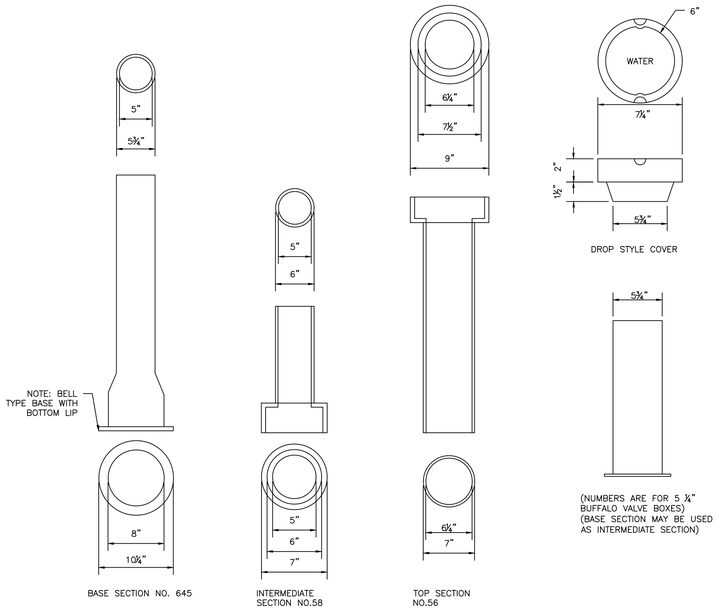

VALVE BOX & COVER

NOT TO SCALE

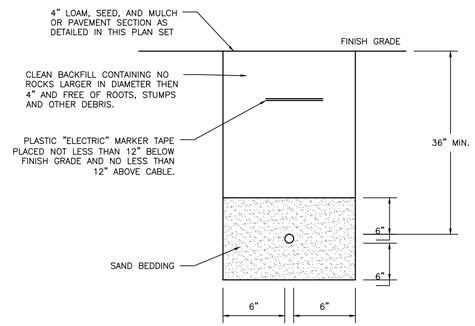

SECONDARY ELECTRICAL TRENCH

NOT TO SCALE

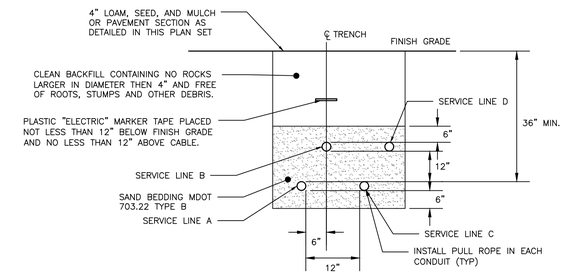

CONDUIT TYPE				
SERVICE	CONDUIT SIZE	GRASS AND PAVED AREAS	UTILITY	REMARKS
A	2–5"	SCHEDULE 40 PVC ELECTRICAL GRADE	PRIMARY POWER	SEE NOTE 1
B	2–4"	SCHEDULE 40 PVC	COMMUNICATION	–
C	2–4"	SCHEDULE 40 PVC ELECTRICAL GRADE	SPARE	IF REQUIRED
D	2–4"	SCHEDULE 40 PVC	CABLE	–

NOTES:

1. ONE CONDUIT CAPPED FOR SPARE, PROVIDE GALVANIZED STEEL LONG SWEEP AT RISER POLE AND EXTEND GALVANIZED CONDUIT TO 10" ABOVE GRADE AT POLE WITH STAND–OFF BRACKETS.
2. MINIMUM SEPARATION OF 24 INCHES BETWEEN PRIMARY CABLE/CONDUIT AND GAS LINES SHALL BE MAINTAINED.

UTILITY TRENCH:
PRIMARY AND SECONDARY POWER, TELEPHONE, AND CABLE

NOT TO SCALE

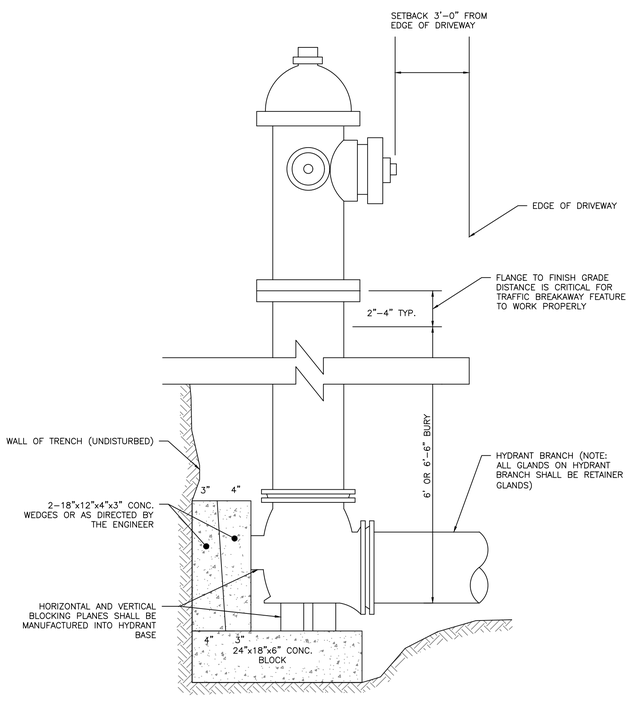

TYPICAL HYDRANT INSTALLATION DETAIL

NOT TO SCALE

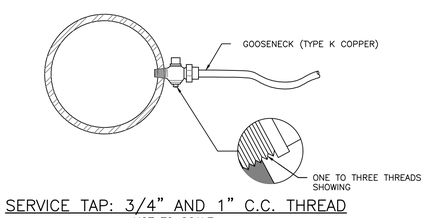

SERVICE TAP: 3/4" AND 1" C.C. THREAD

NOT TO SCALE

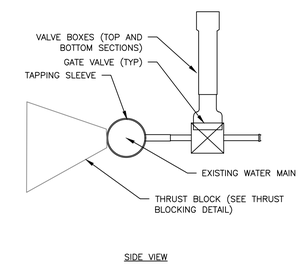

TAPPING SLEEVE AND VALVE

NOT TO SCALE

NOTES:

1. THE WATER TRENCH SHALL BE CONSTRUCTED IN ACCORDANCE WITH THE PORTLAND WATER DISTRICT STANDARD DETAILS & SPECIFICATIONS.
2. IF LESS THAN 5'–6" OF COVER IS POSSIBLE ADD 1 INCH OF "BLUE DOW" RIGID INSULATION FOR EVERY 12" LESS COVER.

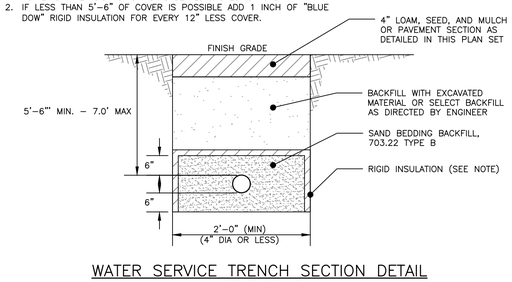

WATER SERVICE TRENCH SECTION DETAIL

NOT TO SCALE

NOTES:

1. ALL MATERIALS AND INSTALLATION PROCEDURES MUST COMPLY WITH THE CITY OF PORTLAND WATER DISTRICT (PWD) SPECIFICATIONS.
2. CURB STOP BALL VALVE TO BE MADE OF COPPER OR BRASS UNLESS OTHERWISE NOTED BY THE PORTLAND WATER DISTRICT.
3. SERVICE LINE TO BE MADE OF TYPE K COPPER.
4. CONCRETE BLOCKING SHALL BE ADDED TO THE BASE OF THE CURB STOP TO PROVIDE STRUCTURAL SUPPORT FOR THE CURB STOP AND SERVICE BOX.

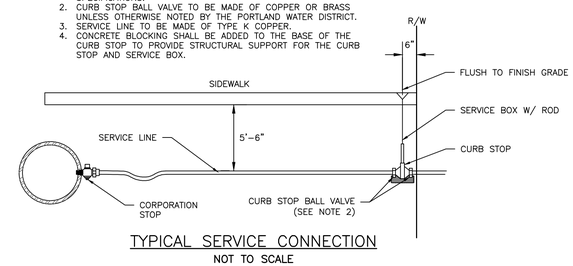

TYPICAL SERVICE CONNECTION

NOT TO SCALE

FINAL
NOT ISSUED FOR CONSTRUCTION

ISSUED FOR	BY	DATE
PRELIM. APP.	WHS	2/2/17
SLODA APP.	WHS	3/3/17
FINAL APP.	WHS	4/18/17
BLDG & MCG PERMITS	WHS	5/23/17

DRAWING NAME: UTILITY DETAILS – 1

PROJECT NAME: RIVERSIDE SELF-STORAGE CONTAINERS

CLIENT: 547 RIVERSIDE LLC
59 MOODY STREET, PORTLAND, MAINE 04101

ACORN ENGINEERING, INC.

THIS PLAN SHALL NOT BE MODIFIED WITHOUT WRITTEN PERMISSION FROM ACORN ENGINEERING, INC. ANY MODIFICATIONS, WHETHER INTENTIONAL OR OTHERWISE, SHALL BE AT THE USER'S SOLE RISK AND WITHOUT LIABILITY TO ACORN ENGINEERING, INC.

ACORN ENGINEERING, INC.
158 DANFORTH ST. PORTLAND, MAINE 04102
(207) 775-2655

FILE:	1080_CIVIL
JN:	1080
SCALE:	NTS
DESIGNED BY:	WHS
DRAWN BY:	MCB
CHECKED BY:	WHS

STATE OF MAINE
WILLIAM H. SAVAGE
No. 13816
5-23-17
PROFESSIONAL ENGINEER

DRAWING NO.
C-42