ONE AND TWO FAMILY	PLAN REVIEW	CHECKLIST
COMPONENT	SUBMITTED PLAN	FINDINGS/REVISIONS/DATES
STRUCTURAL		
FOOTING DIMENSIONS/DEPTH	10"x16" FOOTING, 10" THICK WALL, 4" CONC. SLAB	
FOUNDATION DRAINAGE, FABRIC, DAMP PROOFING	ASPHALT TAR,PIPE/DRAIN FILTER FABRIC OVER THE DRAIN	
VENTILATION/ACCESS CRAWL SPACE ONLY	N/A	
ANCHOR BOLTS/STRAPS, SPACING	5/8" DIA. x 12" LONG HOOKED A307, 3'-0" O.C. & CORNERS	
LALLY COLUMN TYPE, GIRDER & HEADER SPANS	3 1/2" DIA. LALLY COLUMN ON 24"x24" FOOTING 12" THICK REFER TO FOUNDATION PLAN FOR SPACING	
BUILT-UP WOOD CENTER GIRDER DIMENSIONS/TYPE	(3) 2x10 W/LEDGER OR (3) 2x12 W/LEDGER	
SILL/BAND JOIST TYPE & DIMENSIONS	2x6 PRESSURE TREATED, 2x10 RIM OR 2x8	
FIRST FLOOR JOIST SPECIES DIMENSIONS AND SPACING	2x10 @ 16" O.C. OR 2x8	
SECOND FLOOR JOIST SPECIES DIMENSIONS AND SPACING	2x10 @ 16" O.C. OR 2x8	
ATTIC OR ADDITIONAL FLOOR JOISTS DIMENSIONS AND SPACING	2x10 ROOF RAFTERS @ 16" O.C., NO ADDITIONAL ATTIC SPACE	
PITCH, SPAN, SPACING & DIMENSION, ROOF RAFTER: FRAMING & CONNECTIONS	12:12 AND 4:12 RAFTERS SPANNING 24'-0"	
SHEATHING: FLOOR, WALL AND ROOF	3/4" ADVANTACH FLOOR SHEATHING, 7/16" APA RATED WALL SHEATHING, 5/8" APA RATED ROOF SHEATHING	
FASTENER SCHEDULE	PER CODE	
GARAGE	N/A – NO GARAGE	
LIVING SPACE? FIRE SEPARATION	NO LIVING SPACE SEPARATION	
OPENING PROTECTION	N/A	
EMERGENCY ESCAPE AND RESCUE OPENINGS	3660 EGRESS WINDOWS	
ROOF COVERING	FIBERGLASS SHINGLES	
SAFETY GLAZING	N/A	
ATTIC ACCESS	SCUTTLE HOLE	
CHIMNEY CLEARANCES/FIRE BLOCKING	N/A	
HEADER SCHEDULE	REFER TO HEADER SCHEDULE SHEET A1	
ENERGY EFFICIENT R-FACTORS OF WALLS, FLOORS, CEILINGS, BUILDING ENVELOPE, U-FACTOR FENESTRATION	WALLS: R-21 CEILING: R-49 FLOOR: R-21 WINDOWS: U-FACTOR .35	
TYPE OF HEATING SYSTEM	REFER TO GENERAL NOTES	
MEANS OF EGRESS		
BASEMENT	YES – DOGHOUSE ACCESS WITH SOLID 3068 DOOR	
NUMBER OF STAIRWAYS	5	
INTERIOR	3 – INCLUDING DOGHOUSE STAIRS	
EXTERIOR	2	
TREADS AND RISERS	7" RISE 10" TREAD; 7 1/2" RISE (PER TOWN PERMIT)	
WIDTH	3'-0" CLEAR	
HEADROOM	6'-8" CLEAR +/-	
GUARDRAILS & HANDRAILS	34" WITH RETURNS	
SMOKE DETECTORS LOCATION AND TYPE/INTERCONNECTED	REFER TO GENERAL NOTES A1	
DWELLING UNIT SEPARATION	N/A	
DECK CONSTRUCTION	N/A	

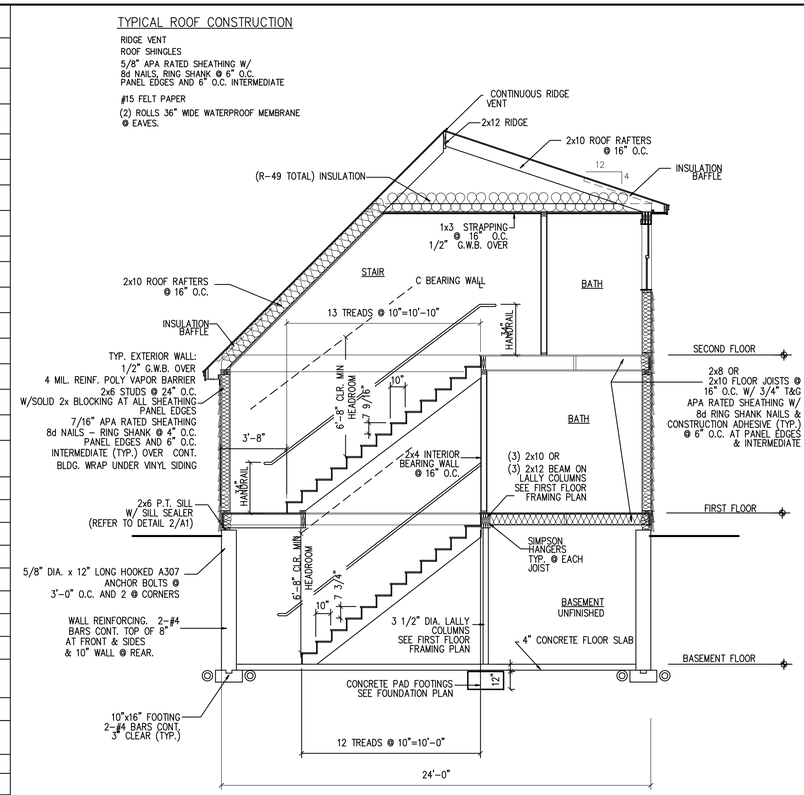

1 SECTION THRU HOUSE

SCALE : 1/4" = 1' – 0"

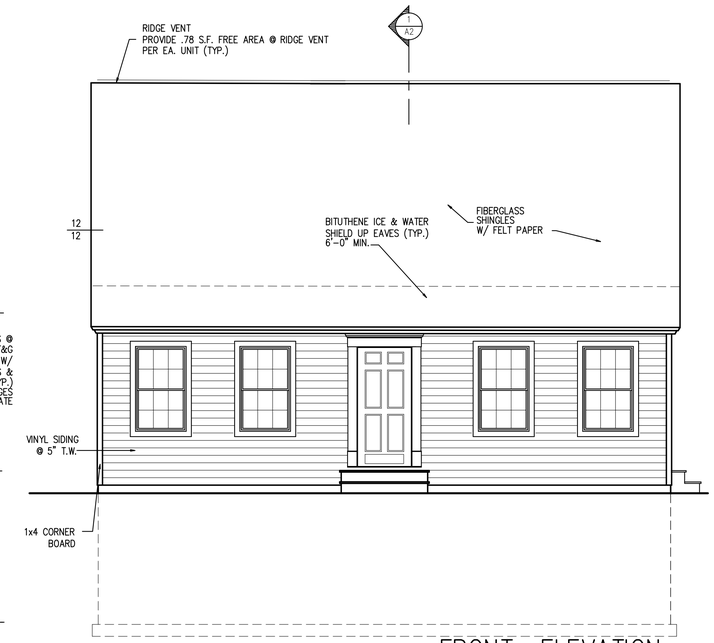

FRONT ELEVATION

SCALE : 1/4" = 1' – 0"

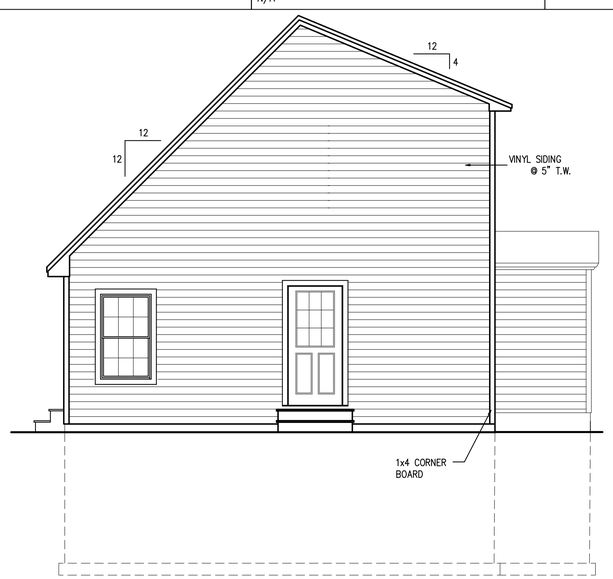

RIGHT SIDE ELEVATION

SCALE : 1/4" = 1' – 0"

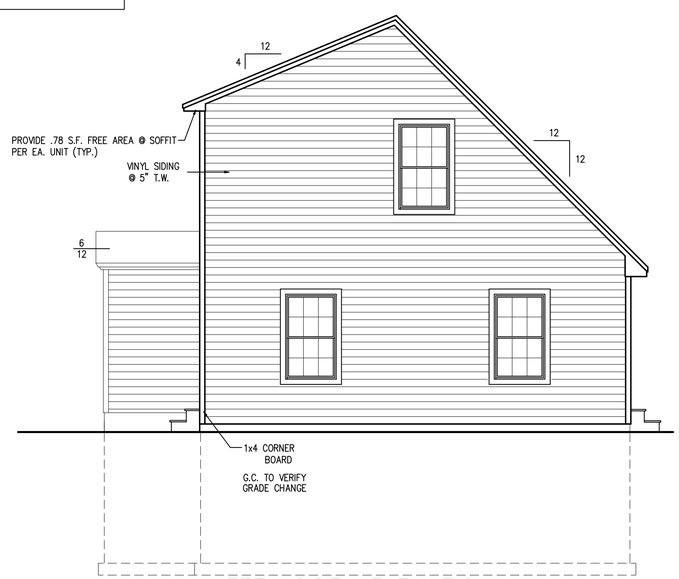

LEFT SIDE ELEVATION

SCALE : 1/4" = 1' – 0"

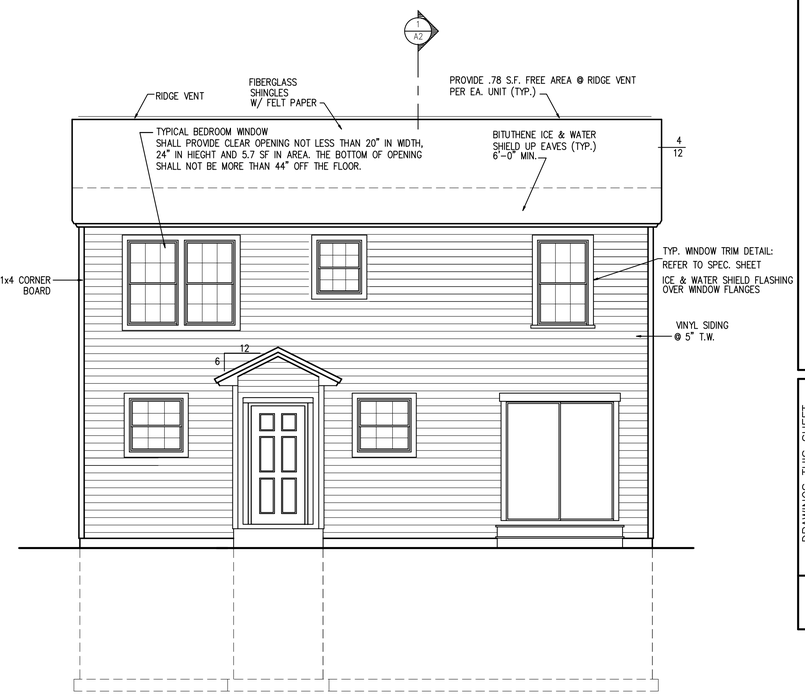

REAR ELEVATION

SCALE : 1/4" = 1' – 0"

24x32 CAPE

DRAWINGS THIS SHEET

ELEVATIONS / SECTION CHECKLIST

DATE

05/29/12

A2