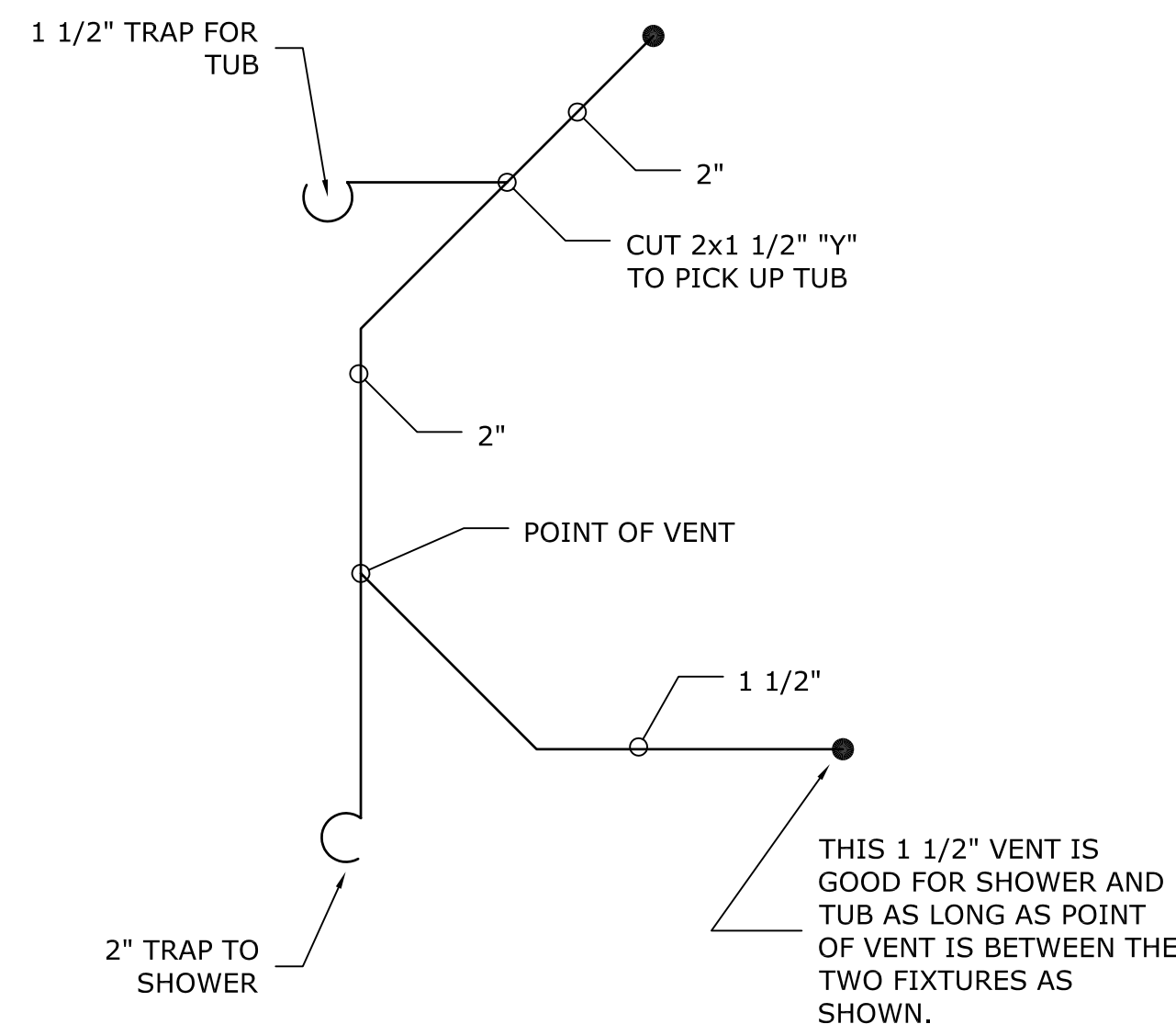


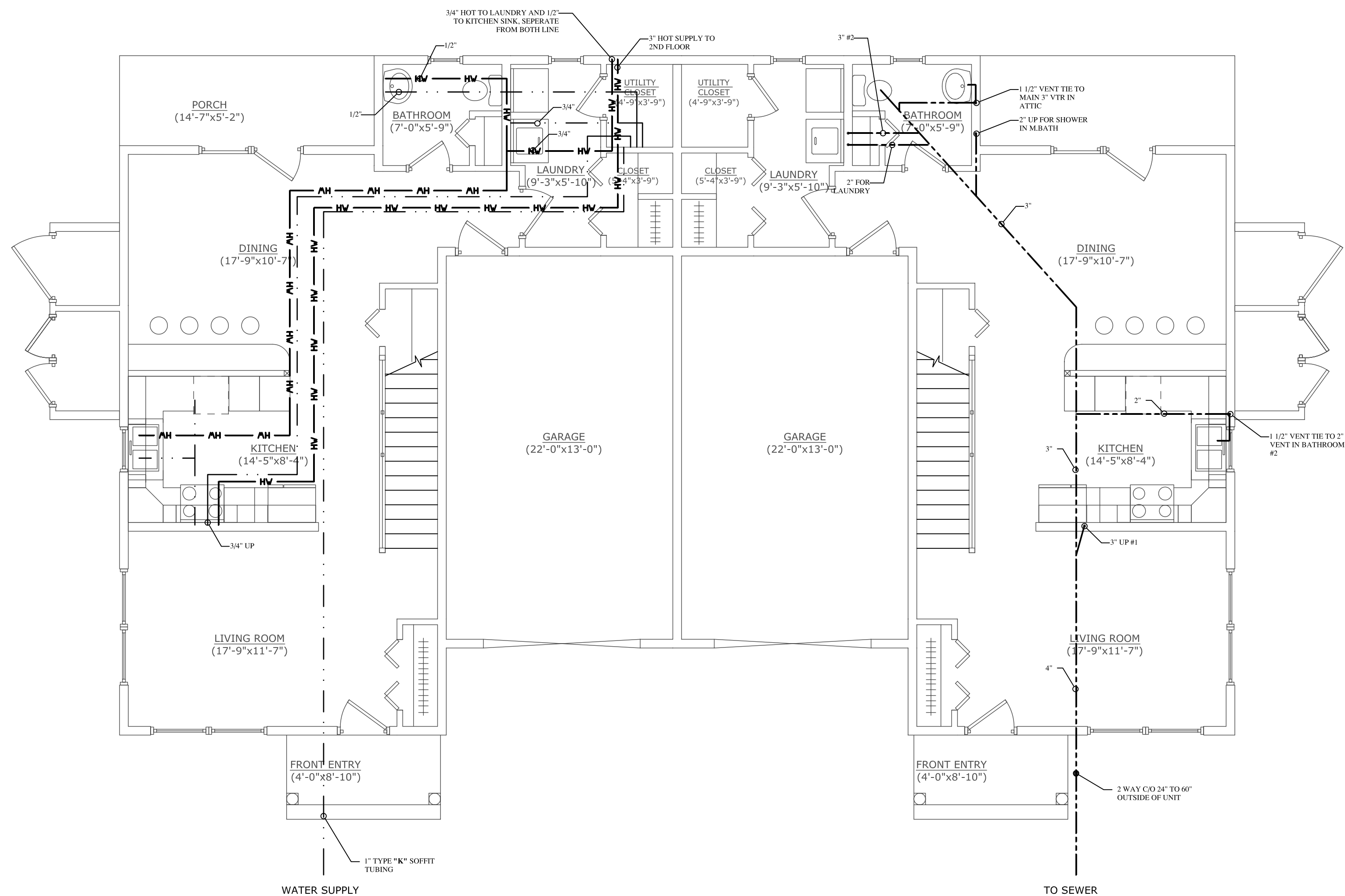
SECOND FLOOR PLUMBING PLAN
SCALE: NTS



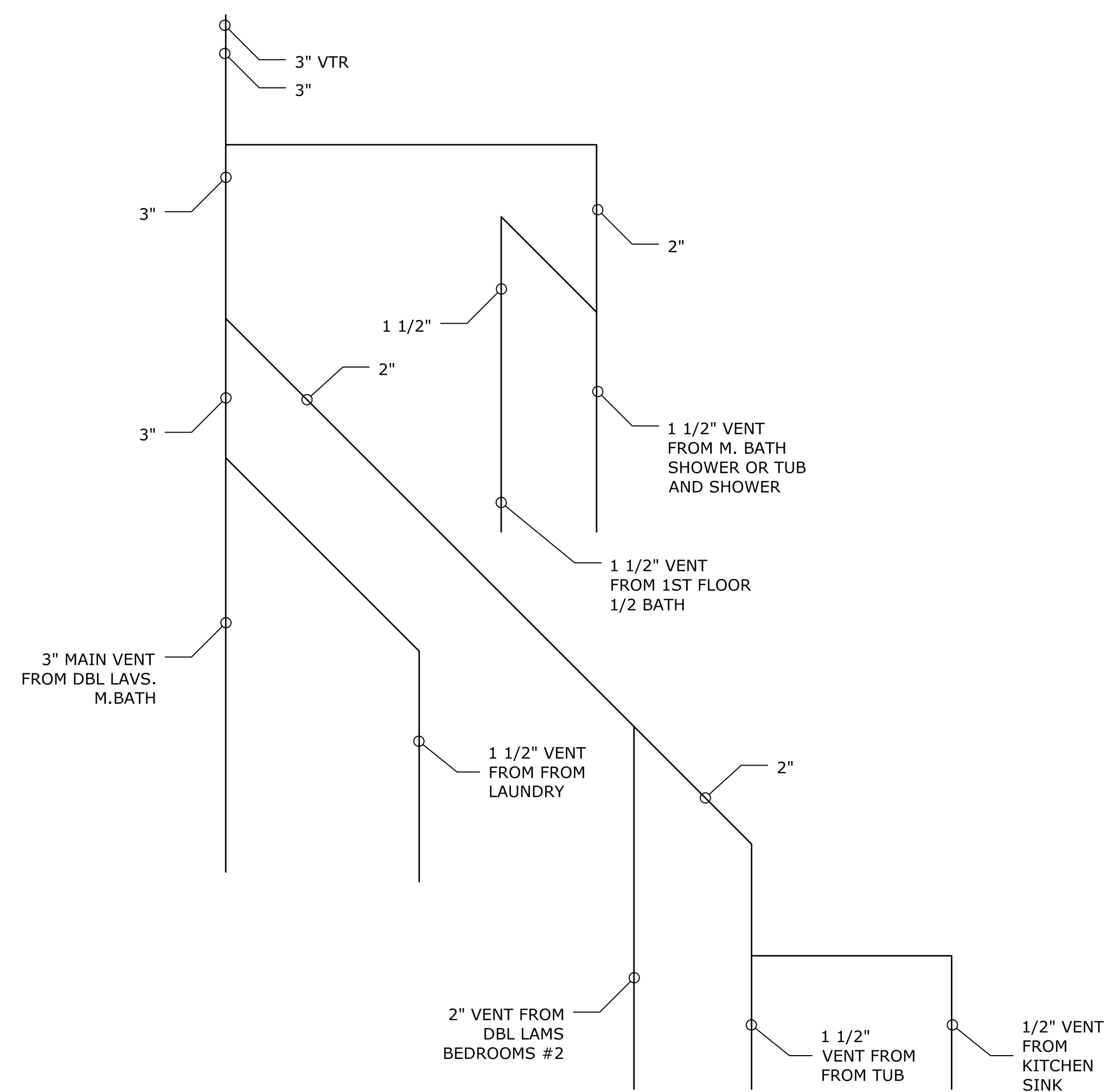
OPTIONAL TUB KIT
SCALE: NTS

KEY:
 COLD WATER SUPPLY - - - - -
 HOT WATER SUPPLY - HW - - - - -
 SEWER - - - - -

- NOTES:**
1. WATER MAIN IN EACH UNIT TO BE 1" TYPE "K" SOFT TUBING.
 2. FIRST FLOOR SLAB TO BE LOOPED FOR WATER DISTRIBUTION FOR THIS SOFT "L" TYPE TUBING SLEEVED W/ THIN WALL BLACK POLY WELL PIPE.
 3. ON PEDESTAL SINK (BATHROOM) WATER MUST BE AS CLOSE TO INTERIOR WALL AS POSSIBLE.
 4. ALTERNATE LOCATION OF MAIN WATER SUPPLY UNDER STAIRS LEAVING CLOSET OPEN.
 5. HOT/COLD WATER SUPPLY INSTALLATION SAME FOR ALL UNITS.
 6. SANITARY PIPING INSTALLATION SAME FOR ALL UNITS.
 7. ALL VENTS CAN TIE TOGETHER ON 2ND FLOOR AT EASIEST POINT AS LONG AS IT'S @ LEAST 6" OVER FLOOD LEVEL RISE OF HIGHEST FIXTURE.
 8. 2ND FLOOR PLUMBING DRAWN IN PLAN VIEW AND IS IN CEILING OF 1ST FLOOR, EXCEPT WHERE THE 7 POINTS FOR FLOOR DRAINS/OR VENTS ARE NOTED.



FIRST FLOOR PLUMBING PLAN
SCALE: NTS



RISER DIAGRAM
SCALE: NTS

ASSOCIATED DESIGN PARTNERS INC.
 Office: (207) 878-1751
 (207) 878-1788
 E-Mail: adp@engr.com
 80 Leighton Road
 Falmouth, Maine 04105

THIS DRAWING, DESIGN AND ELECTRONIC FILE ARE THE PROPERTY OF ASSOCIATED DESIGN PARTNERS, INC. THE REPRODUCTION, COPYING OR ANY OTHER USE OF THIS DOCUMENT WITHOUT WRITTEN CONSENT IS PROHIBITED.

PROJECT: **JARITA COURT**
 LANE AVENUE, PORTLAND
 FOR: LOU WOOD
 SHEET TITLE: **PLUMBING PLANS FIRST FLOOR**
 ISSUED FOR CONSTRUCTION

NO.	BY	DATE	REVISIONS DESCRIPTION
1	AL		
2			
3			
4			

DATE: 01/04/05
 SCALE: 1/4"=1'-0"
 DESIGN BY: JAT
 DRAWN BY: AL
 FILE #: 02102.901.DWG
 PROJECT NUMBER: **02102**
 SHEET NO: **A901**