

KEYED NOTES

- 1 AREA OF NEWRELOCATED FIXTURES BY GENERAL CONTRACTOR, REFER TO POWER DRAWINGS FOR REQUIREMENTS.
- 2 NOT USED
- 3 NOT USED
- 4 NOT USED
- 5 NEW SIGN PANEL LOCATIONS - REF. DEMOLITION PLAN & BUS Signage Scope of Work TO COORDINATE.
- 6 NOT USED
- 7 GC SHALL CLEAN AND PAINT AREA ABOVE CASES TO HIDE CONDUIT, PIPE AND REFRIGERATOR LINES.
- 8 GC SHALL INSTALL A2 LIGHTS AS DIRECTED ON SHEET A600. EVEN WITH TOP OF SIGN AND 5'-0" IN FRONT OF SIGN FACE.
- 9 GC SHALL RELOCATE AND EXTEND A2 FIXTURES AND ADD NEW AS NECESSARY PER FIXTURE PLAN.
- 10 NOT USED
- 11 SIGN CONTRACTOR SHALL INSTALL NEW SIGN PANEL AS SHOWN ON FIXTURE PLAN AND GC SHALL COORDINATE WITH A2 LIGHT FIXTURES.
- 12 NOT USED
- 13 EXISTING A1 FIXTURES SHALL BE RELOCATED TO BE 3'-0" IN FRONT OF A2 FIXTURES AND APPROX. 11'-0" FROM THE REAR WALL.
- 14 NOT USED
- 15 GC SHALL INSTALL NEW A2 LIGHTS. LIGHTS SHALL TOUCH AT THE CORNER PER THE LIGHTING PLAN.
- 16 NOT USED
- 17 NOT USED
- 18 GC SHALL RELOCATE A1 FIXTURES THAT ARE DIRECTLY IN FRONT OF THE BAKERY SO THAT THEY DO NOT CONFLICT WITH A2 FIXTURES BEING ADDED BY GC. LIGHT SHALL BE EVENLY DISTRIBUTED IN THIS AREA.
- 19 SIGN CONTRACTOR SHALL REMOVE "OPTICAL SERVICES" SIGN AND INSTALL NEW HANGING SIGN.
- 20 GC SHALL REPAIR TORN CEILING INSULATION ABOVE THE CASES IN THIS AREA.

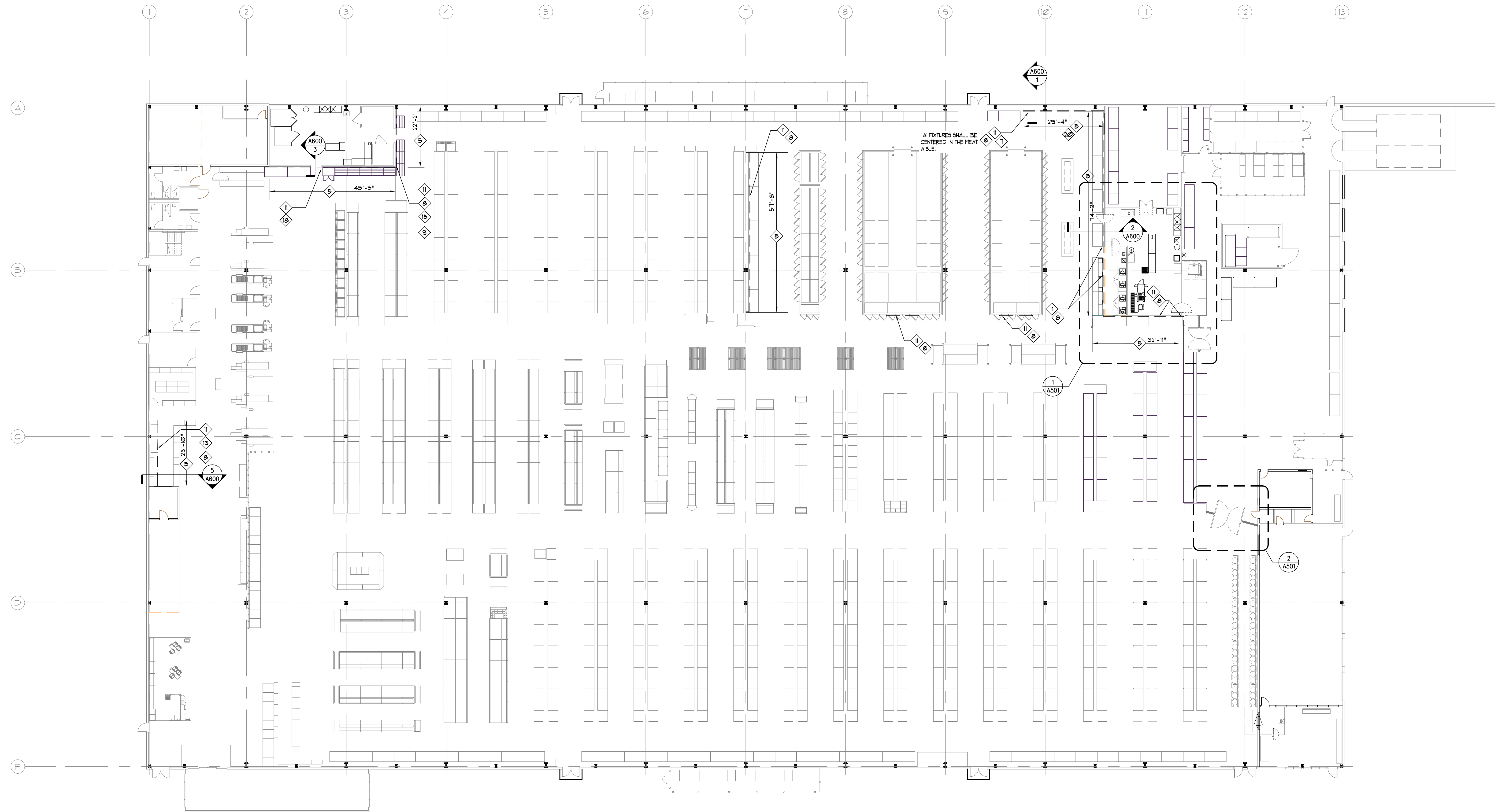
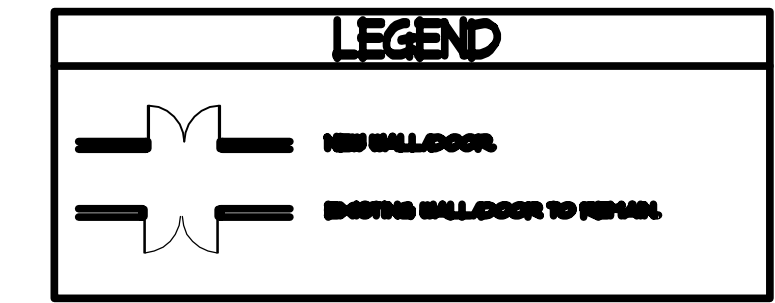
GENERAL NOTES

1. REPAIR ROOF AS REQUIRED AT ALL NEW PENETRATIONS (SEE PLUMBING, MECHANICAL). ALL ROOF WORK TO BE PERFORMED IN ACCORDANCE WITH EXISTING ROOF MANUFACTURER'S INSTRUCTIONS.
2. CHANGES NECESSITATED BY LOCAL REGULATION AND HEALTH DEPARTMENT DURING PERMIT REVIEW TO BE COMMUNICATED TO BUS PROPERTY DEVELOPMENT DEPARTMENT AND TO THE ARCHITECT BY THE PERSON APPLYING FOR THE PERMIT. BUS TO COORDINATE CHANGES REQUIRED FOR CONSTRUCTION.
3. FIXTURES ARE SHOWN FOR REFERENCE ONLY. FIXTURES PROVIDED BY BUS AND THEIR SUPPLIERS. ANY CONFLICTS ARISING FROM PROVIDED FIXTURES DIFFERING FROM DRAWINGS SHOULD BE BROUGHT TO THE BUS CPM ATTENTION IN A TIMELY MANNER.
4. ALL FIXTURES SHALL BE DELIVERED IN AS FEW DELIVERIES AS POSSIBLE. GENERAL CONTRACTOR IS RESPONSIBLE FOR RECEIVING, STORING, KEEPING INVENTORY, AND INSPECTING ALL NEW STEEL AND ALL OTHER NEW FIXTURES RECEIVED. STORAGE AREA SHALL BE LOCKED AND SECURE.
5. GENERAL CONTRACTOR RESPONSIBLE FOR DISASSEMBLY AND ASSEMBLY OF NEW/OLD GREEN STEEL AND FIXTURES PER SPECIFICATIONS.
6. ALL PENETRATIONS SHALL BE PATCHED AND REPAIRED TO MATCH EXISTING CONDITIONS.

SIGNAGE NOTES

1. ALL FINAL SIGNAGE LOCATIONS AND LENGTHS SHALL BE DETERMINED BY SIGN MANUFACTURER SHOP DRAWINGS/LAYOUT DRAWINGS AND COORDINATED WITH BUS WHOLESAL CLUB CONSTRUCTION MANAGER PRIOR TO INSTALLATION OF SIGNS. ARCHITECTURAL PLANS SHALL NOT BE USED FOR FINAL SIGN AND GRAPHICS LOCATIONS.

SIGN AND LIGHTS RESPONSIBILITY SCHEDULE		
	APPLIED	INSTALLED
NEW DEPARTMENT SIGN PANEL	BJ'S	BJ'S
NEW SIGN HANGAR	BJ'S	BJ'S
A-2 SIGN LIGHTS	BJ'S	GC
AIR CRAFT CABLE FOR SIGN	BJ'S	BJ'S




1 OVERALL FLOOR PLAN
SCALE: 1/16" = 1'-0"

AGI
ARCHITECTURAL GROUP INTERNATIONAL
15 West Boreas Street, Covington, KY 41011
P: 502-661-4400 F: 502-661-0390
www.agi-usa.com
designing where you want to go.

KLH
KOHRS LONNEMANN HEIL
ENGINEERS, P.S.C.
MECHANICAL/ELECTRICAL ENGINEERS
1538 ALEXANDRIA PIKE, STE. 11
FT. THOMAS, KENTUCKY 41075
859-324-9783
859-442-8095
859-442-8098 FAX

Revisions

#	Date	Title
03/14/2016	for REVIEW	
03/18/2016	for PERMIT / BID	



Client:
BJ'S WHOLESAL CLUB
BUS WHOLESAL CLUB
#029
PORTLAND ME

DATE: 03.18.2016 PROJECT NO.: 160113

SHEET TITLE
FLOOR PLAN

SHEET NUMBER
A101