
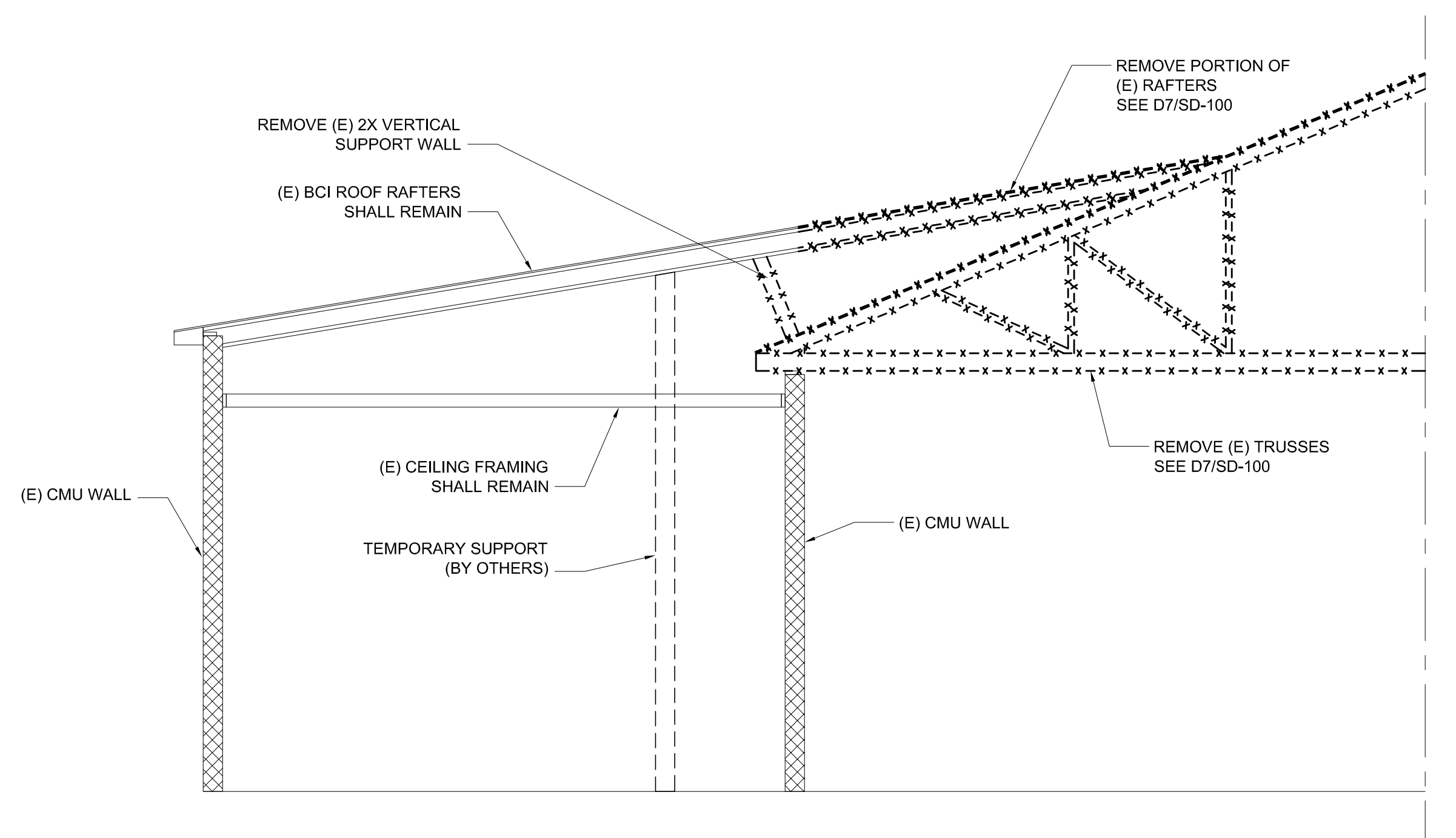


D4 MEZZANINE DEMOLITION PLAN
1/4"=1'-0"

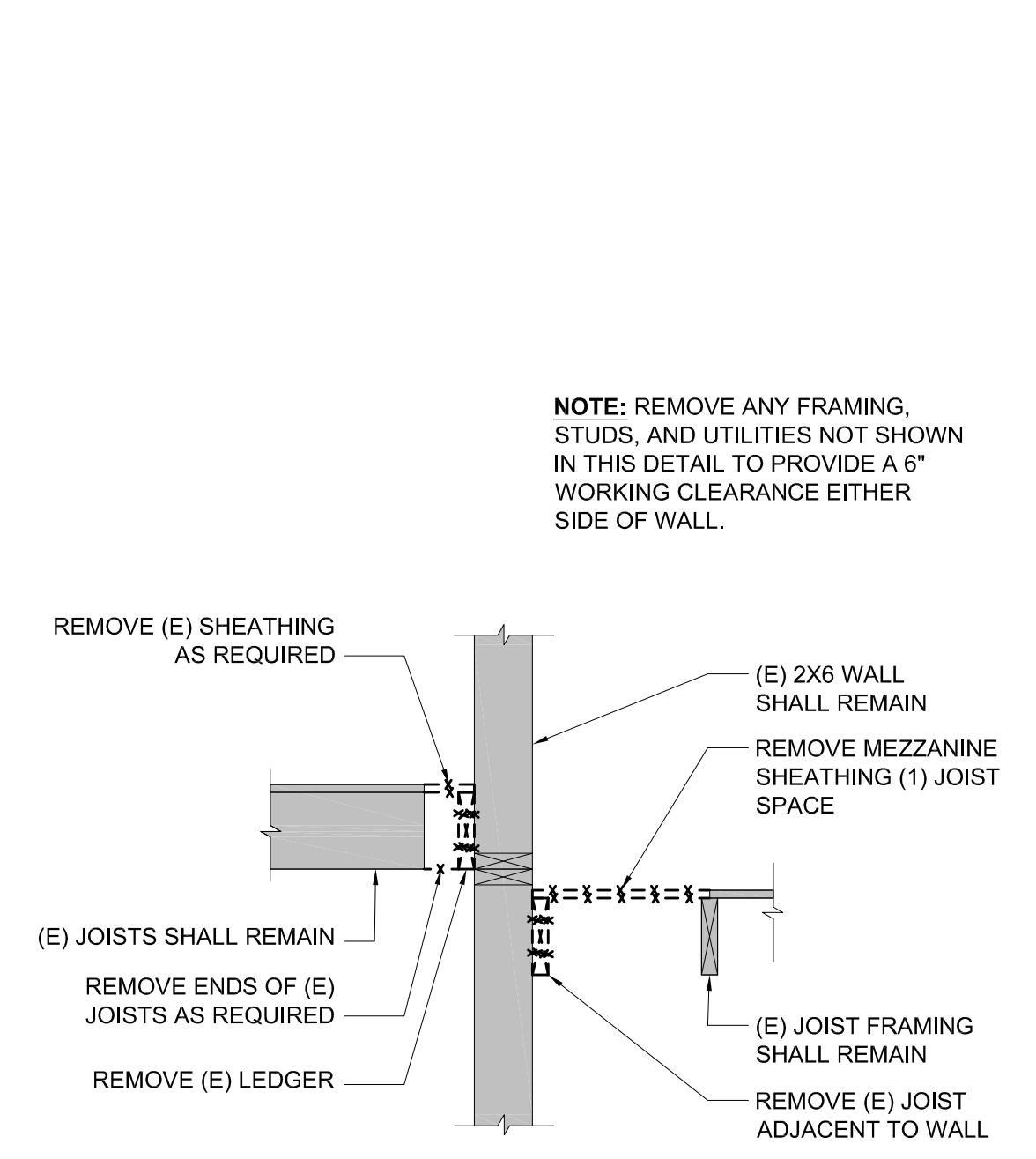


D7 ROOF FRAMING DEMOLITION PLAN
1/8"=1'-0"


- DEMO NOTES:
1. REMOVE ROOF SHINGLES, UNDERLAYMENT, TRUSSES AND ASSOCIATED BLOCKING THIS AREA.
 2. PROVIDE TEMP. SUPPORT FOR REAR SHED ROOF FRAMING TO ALLOW FOR REMOVAL OF MAIN ROOF SYSTEM.
 3. CUT BACK EXISTING WOOD I-JOISTS (RAFTERS) TO ALLOW FOR ROOF TRUSS REPLACEMENT. PROVIDE STUD WALL EXTENSION UP FROM EXISTING WOOD PLATE ON CMU WALL TO UNDERSIDE OF WOOD I-JOISTS AND CUT BACK I-JOIST TO STUD WALL PLATE.



A4 DETAIL
1/4"=1'-0"



A9 DETAIL
3/4"=1'-0"



REVISIONS		NUMBER	DATE	BY	DESCRIPTION

Date:	1-14-2013
Drawn By:	WPF
Checked By:	WPF
Project Mgr:	WPF
Project No.:	13397
Cad File:	13397S.dwg
Graphic Scale:	0 1'

DEMOLITION PLANS AND DETAILS

**BAY CITY MOTORS
RE-ROOFING**
324 WARREN AVE., PORTLAND, ME

SD-100

160 Veranda Street
Portland, Maine 04103
T: 207.221.2260
F: 207.221.2266
Web: www.allied-eng.com

Allied Engineering
Structural Mechanical Electrical Commissioning