


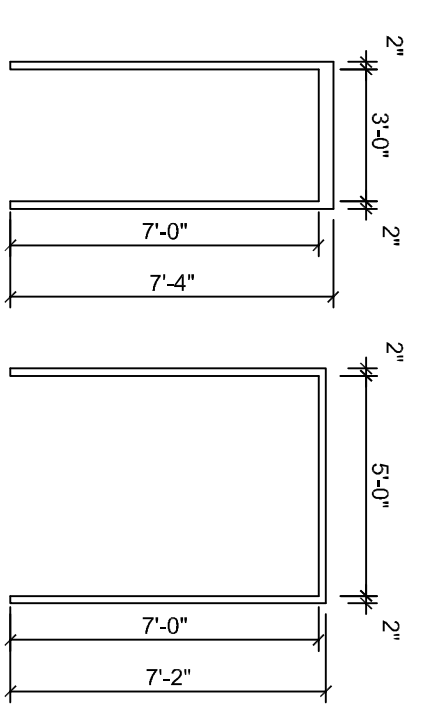
DOOR AND FRAME SCHEDULE

MARK	DOOR				FRAME				FIRE RATING LABEL	HARDWARE		NOTES	
	SIZE	MATL	EL	GLZG	LOUVER		MATL	EL		WD	HGT		SILL
					WD	HGT							
101A	3'-0" 7'-0"	1 3/4" GALV. H.M.	1. INSUL.	-	-	GALV. H.M.	1.	3'-4"	7'-2"	ALUM. H.P.	-	G.C TO COORDINATE W/ OWNER REQUIREMENTS	
101B	(2)2'-6" 7'-0"	1 3/4" WD	3.	-	-	H.M.	3.	5'-4"	7'-4"	-	-	G.C TO COORD. HIRING INSTALL W/ STOREFRONT SUPPLIER & HARDWARE SUPPLIER	
102	3'-0" 7'-0"	1 3/4" WD	2.	-	-	H.M.	2.	3'-4"	7'-2"	-	-		
104A	3'-0" 7'-0"	1 3/4" WD	2.	-	-	H.M.	2.	3'-4"	7'-2"	-	-		
104B	3'-0" 7'-0"	1 3/4" WD	2.	-	-	H.M.	2.	3'-4"	7'-2"	-	-		
105A	3'-0" 7'-0"	1 3/4" WD	2.	-	-	H.M.	2.	3'-4"	7'-2"	-	-		
105B	(2)2'-6" 7'-0"	1 3/4" WD	3.	-	-	H.M.	3.	5'-4"	7'-4"	-	-		
106A	3'-0" 7'-0"	1 3/4" GALV. H.M.	1. INSUL.	-	-	GALV. H.M.	1.	3'-4"	7'-2"	ALUM. H.P.	-		
106B	(2)2'-6" 7'-0"	1 3/4" WD	3.	-	-	H.M.	2.	3'-4"	7'-2"	-	-		
106C	3'-0" 7'-0"	1 3/4" WD	4.	-	-	H.M.	2.	3'-4"	7'-2"	-	30 MIN		
106D	3'-0" 7'-0"	1 3/4" WD	4.	-	-	H.M.	2.	3'-4"	7'-2"	-	30 MIN		
107A	EXISTING OVERHEAD DOOR TO REMAIN												
107B	EXISTING OVERHEAD DOOR TO REMAIN												
108	EXISTING DOORS TO REMAIN												
109A	EXISTING DOOR TO REMAIN												
109B	EXISTING DOOR TO REMAIN												
109C	EXISTING DOOR TO REMAIN												
109D	EXISTING OVERHEAD DOOR TO REMAIN												
109E	EXISTING OVERHEAD DOOR TO REMAIN												



- 1. GALV. H.M. (SEE SHEET A2.1)
- 2. SOLID CORE WOOD
- 3. SOLID CORE WOOD
- 4. SOLID CORE WOOD W/ GLAZING 30 MIN FIRE RATED

DOOR TYPES



FRAME TYPES

DOOR SCHEDULE NOTES:

1. ALL STOREFRONT DOORS ARE TO BE PROVIDED WITH ADAAG COMPLIANT HARDWARE AND CLOSERS AND IS TO BE SUPPLIED AND INSTALLED BY THE STOREFRONT SUBCONTRACTOR. LOCKSETS AND CYLINDERS ARE TO BE PROVIDED BY THE HARDWARE SUBCONTRACTOR AND GIVEN TO THE STOREFRONT SUBCONTRACTOR AND FULLY COORDINATED WITH OWNERS KEYING REQUIREMENTS.
2. EXTERIOR DOORS AND DOOR JAMBS ARE TO BE WELDED/ GALVANIZED TYPE. THE DIMENSIONS OF WALLS ARE TO BE COORDINATED WITH THE WALL TYPES AS SCHEDULED ON THE FLOOR PLANS.
3. ALL DOORS SHALL HAVE A FIRE-RATING CONSISTENT WITH THE WALL IN WHICH IT IS PLACED. WALLS WITH FIRE OR SMOKE PROTECTION CHARACTERISTICS SHALL EMPLOY DOORS WITH LIKE CHARACTERISTICS.
4. ALL EXTERIOR DOORS SHALL BE PROVIDED WITH WEATHERSTRIPPING AND THERMALLY-BROKEN THRESHOLDS.

ROOM FINISH SCHEDULE

ROOM NO	ROOM NAME	FLOOR	WALLS			CEILING		NOTES	
			N	S	E	W	MATL		HEIGHT
101	DISPLAY AREA	VCT/WMB	P1	P1	P1	P1	GWB 1	T.B.D.	
102	TOILET	VCT/WMB	P1	P1	P1	P1	GWB 1	T.B.D.	
103	DISPLAY AREA	VCT/WMB	P1	P1	P1	P1	GWB 1	T.B.D.	
104	BREAK ROOM	VCT/WMB	P1	P1	P1	P1	GWB 1	T.B.D.	
105	OFFICE	VCT/WMB	P1	P1	P1	P1	GWB 1	T.B.D.	
106	OPEN OFFICE	VCT/WMB	P1	P1	P1	P1	ACT 1	9'-0"	
107	MATERIALS/ INVENTORY	EXISTING	P1	P1	P1	P1	EXISTING	EXISTING	
201	STORAGE	EXISTING	P1	P1	P1	P1	EXISTING	EXISTING	
202	MATERIALS/ INVENTORY	EXISTING	P1	P1	P1	P1	EXISTING	EXISTING	

FINISH LEGEND:

- VCT = VINYL COMPOSITE TILE - ARMSTRONG, COLOR TO BE DETERMINED
- VWB = VINYL WALL BASE- JOHNSONITE 4" COVE BASE. COLOR TO BE DETERMINED
- ACT 1 = 24"X48" ARMSTRONG WORLD INDUSTRIES, INC.; DUNE, NBC .50 AND CORRESPONDING GRID SYSTEM.
- P 1 = PAINT ONE COAT PRIME AND TWO FINISH. REFER TO NOTE -COLOR TO BE CHOSEN BY OWNER/ TENANT

FINISH NOTES:


- 1.) ALL FINAL FLOOR FINISHES ARE TO BE CHOSEN BY OWNER /TENANT. FLOOR FINISH TRANSITIONS FROM ONE MATERIAL TYPE TO ANOTHER SHALL BE ACCOMPLISHED WITH COMPATIBLE VINYL COMPONENTS. VERTICAL SEPARATION ON ADJACENT SURFACES SHALL NOT EXCEED 1/4".
- 2.) PAINT COLORS SHALL BE AS CHOSEN BY THE OWNER AND /OR TENANT AS SELECTED FROM CURRENTSHERWIN-WILLIAMS, BENJAMIN MOORE AND CABOT STAINS CURRENT CATALOGS. COMPONENTS SHALL BE PREPPED AND PAINTED OR REPAINTED. COLORS SHALL BE CHOSEN BY ARCHITECT.
- 3.) ALL METAL COMPONENTS OF STAIRS, LADDERS AND MISCELLANEOUS METAL COMPONENTS SHALL BE PREPPED AND PAINTED OR REPAINTED. COLORS SHALL BE CHOSEN BY ARCHITECT.
- 4.) ALL CASEWORK SHALL BE FACTORY PREPPED AND PAINTED. COLORS SHALL BE CHOSEN FOR MANUFACTURERS STANDARD COLOR PALETTE.
- 5.) ALL GYPSUM WALLBOARD FINISHED CEILINGS ARE TO BE SUPPORTED BY MINIMUM 3-9/8" LIGHT GAGE METAL FRAMING MEMBERS @ 24"O.C., PROVIDE 45 DEGREE 3-5/8" LIGHT GAGE METAL FRAMED "KICKERS" AT 48" O.C. MAX. FOR STABILIZATION. ELEVATION ABOVE FINISHED FLOOR AS LOCATED ON THE REFLECTED CEILING PLAN.
- 6.) ALL TRIM (WOOD AND METAL DOOR FRAMES) SHALL RECEIVE P3 PAINT. COLOR TO BE CHOSEN. REFER TO MANUFACTURER SPECIFICATIONS FOR CORRECT APPLICATION AND OPTIONS.

COPYRIGHT 2010
REPRODUCTION OF THE CONTENTS OF THIS DOCUMENT IS NOT PERMITTED WITHOUT WRITTEN PERMISSION OF FORESIDE ARCHITECTS

GENERAL NOTES:

1. REPORT ANY DISCREPANCIES TO THE ARCHITECT
2. EXISTING BUILDING COMPONENTS WHICH ARE AFFECTED BY THE CONSTRUCTION OF ANY SUBCONTRACTOR SHALL BE REPAIRED OR RESTORED TO THE ORIGINAL CONDITION AND FINISH.
3. ALL WORK SHALL BE CONFORMANT TO THE 2009 IBC, NFPA AND ANSI.
4. ALL EXISTING CONDITIONS ARE TO BE FIELD VERIFIED BY THE CONTRACTOR PRIOR TO FABRICATION. THIS INCLUDES EXISTING PROFILES, SURFACES, SIZES AND FINISHES.
5. ALL DIMENSIONS SHALL BE COORDINATED WITH THE SUPPLIER'S DRAWINGS AND CONSTRUCTION REQUIREMENTS SHALL BE OBTAINED FROM THE SUPPLIER.
6. DEMOLITION REQUIRES SELECTIVE REMOVAL, AND SUBSEQUENT OFF-SITE DISPOSAL OF THE FOLLOWING: REBAR, CONCRETE, BRICK, BLOCK, TILE, METAL, GLASS, INSULATION OR OBSTRUCTION FOR ALL WIRING. HEATING, VENTILATION OR EXHAUSTION SYSTEMS SHALL BE FIELD VERIFIED BY THE CONTRACTOR PRIOR TO FABRICATION.
7. THE PROJECT SHALL NOT CONTAIN HAZARDOUS MATERIALS OF ANY OR PRODUCT, I.E. ASBESTOS.
8. THE CONTRACTOR SHALL OBTAIN ALL REQUIRED PERMITS FROM THE APPROPRIATE OFFICIALS PRIOR TO THE COMMENCING THE WORK.
9. WHERE ONLY A SINGLE PRODUCT OR MANUFACTURER IS SPECIFIED, THE CONTRACTOR SHALL OBTAIN ALL REQUIRED PERMITS FROM THE APPROPRIATE OFFICIALS PRIOR TO THE COMMENCING THE WORK.
10. COMPLETE FINAL CLEANUP AT PROJECT CLOSEOUT.
11. THE LOCATION OF ALL DOORFRAMES NOT DIMENSIONED INDICATED.
12. ALL PARTITIONS SHALL EXTEND FROM FLOOR TO CEILING OR SUPPORTING STRUCTURE ABOVE UNLESS OTHERWISE NOTED.
13. NETRAL BLOCKING BEHIND ALL SURFACE APPLIED FINISHES SHALL BE PROVIDED AT ALL JOINTS AND FINISHES SHALL BE AS SPECIFIED IN THE FINISH SCHEDULE.
14. IF TWO CONFLICTING COND. OR DETAILS EXIST IN THIS DRAWING SET OR ASSOCIATED SPECIFICATIONS IT SHALL BE THE RESPONSIBILITY OF THE CONTRACTOR TO OBTAIN CLARIFICATION FROM THE ARCHITECT AT NO ADDITIONAL COST.

REVISIONS:



FORESIDE ARCHITECTS
LLC

281 VERANDA ST.
PORTLAND, MAINE 04103
Phone: 207-781-3344
Fax: 207-699-5544
Online @ foresidearchitects.com

Project Status: CONSTRUCTION DOCUMENTS
Project Number: CPS 1810

Project Title:
CHRISTMAN POOL SERVICE BUILDING RENOVATIONS
336 Warren Avenue
Portland, Maine, 04103

Drawing Name:
DOOR AND FINISH SCHEDULES

Scale:
N.T.S

Date:
09/15/10

SHEET
A-3.0