

**STATEMENT OF SPECIAL
CONSTRUCTION MONITORING**

PROJECT: Alpine Realty
380 Warren Ave, Portland, Maine

PERMIT APPLICANT: Jim Biskup – Biskup Construction
APPLICANT'S ADDRESS: 16 Danielle Dr, Windham, ME 04062

STRUCTURAL ENGINEER OF RECORD

Foundations: Associated Design Partners, Inc
Pre-Fabricated Steel Building: Package Steel Systems, Inc.

CONTRACTOR: Biskup Construction


This Statement of Special Construction Monitoring is submitted as a condition for building permit issuance in accordance with Section 1704.0 of the 2009 International Building Code. It includes the Schedule of Special Construction Monitoring and Testing as applicable to this project. Also included is a listing of agents and other approved agencies to be retained for conducting the monitoring and testing applicable to this project.


The Special Construction Monitoring Coordinator shall keep records of all observations listed herein, and shall furnish field reports to the Registered Design Professional of Record. All discrepancies shall be brought to the immediate attention of the Contractor for correction, and to the Registered Design Professional of Record. If the discrepancies are not corrected, the discrepancies shall be brought to the attention of the Registered Design Professional of Record. Interim reports shall be submitted to the Registered Design Professional of Record monthly, unless more frequent submissions are requested.

The Special Construction Monitoring program does not relieve the Contractor of his or her responsibilities. Job site safety is solely the responsibility of the Contractor. Materials and activities covered under the monitoring schedule are not to include the Contractor's equipment and methods used to erect or install the materials listed.

Prepared by:


Aaron S. Wilson
(type or print name)

 10-27-14
Signature Date



Owner's Authorization:

Building Official's Acceptance:

 10/27/14
Signature Date

Signature Date

SPECIAL CONSTRUCTION MONITORING AGENTS

This Statement of Special Construction Monitoring / Quality Assurance Plan includes the following building systems:

- | | |
|---|--|
| <input checked="" type="checkbox"/> Soils and Foundations | <input type="checkbox"/> Spray Fire Resistant Material |
| <input type="checkbox"/> Cast-in-Place Concrete Retaining walls | <input type="checkbox"/> Wood Construction |
| <input type="checkbox"/> Precast Concrete | <input type="checkbox"/> Exterior Insulation and Finish System |
| <input type="checkbox"/> Masonry | <input type="checkbox"/> Mechanical & Electrical Systems |
| <input checked="" type="checkbox"/> Structural Steel | <input type="checkbox"/> Architectural Systems |
| <input type="checkbox"/> Cold-Formed Steel Framing | <input type="checkbox"/> Special Cases |

AGENT	FIRM	CONTACT INFORMATION
1. Engineer of Record (Foundations & Wood Framing)	Associated Design Partners	80 Leighton Rd Falmouth ME 04105 Ph: 878-1751
2. Special Construction Monitoring Coordinator	Associated Design Partners	80 Leighton Rd Falmouth ME 04105 Ph: 878-1751
3. Field Monitor	S.W. Cole	286 Portland Road Gray, ME 04039-9586 P: (207) 657.2866
4. Testing Agency	S.W. Cole	286 Portland Road Gray, ME 04039-9586 P: (207) 657.2866
5. Engineer of Record (Pre-Fab Metal Building)	Package Steel Systems, Inc	15 Harback Rd Sutton, MA 01590 PH. (508) 865-5871

Note: The testing agency shall be engaged by the Owner or the Owner's Agent, and not by the Contractor or Subcontractor whose work is to be inspected or tested. Any conflict of interest must be disclosed to the Building Official, prior to commencing work.

QUALITY ASSURANCE FOR LATERAL SYSTEMS

Quality Assurance for Seismic Requirements

Seismic Design Category *C*
Quality Assurance Plan Required (Y/N) *Y*

If seismic design category *C*, and plan is not required, explain
Reference exception 1705.3.1 with $R < A \cdot 3$ and seismic force resisting system not specifically detailed for seismic resistance.

Description of seismic force resisting system and designated seismic systems:

Ordinary Steel Moment Resisting Frames.

Quality Assurance for Wind Requirements

Basic Wind Speed (3 second gust) *94MPH*
Quality Assurance Plan Required (Y/N) *N*

Description of wind force resisting system and designated wind resisting components:
Ordinary Steel Moment Resisting Frames

1

Statement of Responsibility

Each contractor responsible for the construction or fabrication of a system or component designated above must submit a Statement of Responsibility in accordance with section 1705.3, and 1706.3 of the 2003 IBC code.

The qualifications of all personnel performing Special Inspection and testing activities are subject to the approval of the Building Official. The credentials of all Inspectors and testing technicians shall be provided if requested.

Key for Minimum Qualifications of Inspection Agents:

When the Registered Design Professional in Responsible Charge deems it appropriate that the individual performing a stipulated test or inspection have a specific certification or license as indicated below, such designation shall appear below the *Agency Number* on the Schedule.

PE/SE	Structural Engineer – a licensed SE or PE specializing in the design of building structures
PE/GE	Geotechnical Engineer – a licensed PE specializing in soil mechanics and foundations
EIT	Engineer-In-Training – a graduate engineer who has passed the Fundamentals of Engineering examination

American Concrete Institute (ACI) Certification

ACI-CFTT	Concrete Field Testing Technician – Grade 1
ACI-CCI	Concrete Construction Inspector
ACI-LTT	Laboratory Testing Technician – Grade 1&2
ACI-STT	Strength Testing Technician

American Welding Society (AWS) Certification

AWS-CWI	Certified Welding Inspector
AWS/AISC-SSI	Certified Structural Steel Inspector

American Society of Non-Destructive Testing (ASNT) Certification

ASNT	Non-Destructive Testing Technician – Level II or III.
------	---

International Code Council (ICC) Certification

ICC-SMSI	Structural Masonry Special Inspector
ICC-SWSI	Structural Steel and Welding Special Inspector
ICC-SFSI	Spray-Applied Fireproofing Special Inspector
ICC-PCSI	Prestressed Concrete Special Inspector
ICC-RCSI	Reinforced Concrete Special Inspector

National Institute for Certification in Engineering Technologies (NICET)

NICET-CT	Concrete Technician – Levels I, II, III & IV
NICET-ST	Soils Technician - Levels I, II, III & IV
NICET-GET	Geotechnical Engineering Technician - Levels I, II, III & IV

Exterior Design Institute (EDI) Certification

EDI-EIFS	EIFS Third Party Inspector
----------	----------------------------

TABLE 1 – SCHEDULE OF SPECIAL CONSTRUCTION MONITORING

MATERIAL / ACTIVITY		EXTENT of MONITORING (Continuous, Periodic, Other, Exempt, None)	COMMENTS	AGENT #	DATE COMPLETED	REV #
1704.3 STEEL CONSTRUCTION						
1. Material Verification of high strength bolts, nuts, and washers.	a. Identification markings to conform to ASTM standards specified in the approved construction documents.	Periodic	Provide inspection reports for field installed bolts to Agent 5 also.	3		
	b. Manufacturers Certificate of Compliance required.	Exempt	Fabricator to provide registration and approval Certificate per 1704.2.2.	5		
2. Inspection of High – Strength Bolting	a. Bearing type connections	Periodic	Provide inspection reports to Agent 5 also.	3		
	b. Slip – critical connections	None	No S-C connections in building			
3. Material Verification of structural steel	a. Identification marking to conform to ASTM standards specified in the contract documents.	Exempt	Fabricator to provide registration and approval Certificate per IBC 1704.2.2.	5		
	b. Manufacturers certified mill test Reports.	Other	Fabricator to provide registration and approval Certificate per IBC 1704.2.2.	5		
4. Material Verification of weld filler materials:	a. Identification marking to conform to AWS standards specified in the contract documents.	Exempt	Fabricator to provide registration and approval Certificate per IBC 1704.2.2.	5		
	b. Manufacturers Certificate of Compliance required.	Exempt	Fabricator to provide registration and approval Certificate per 1704.2.2. No Field Welding.	5		
5. Inspection of Welding – Structural Steel	a. Single Pass fillet welds < 5/16"	Exempt	Fabricator to provide registration and approval Certificate per 1704.2.2. No Field Welding.	5		
	b. Roof deck attachment	Periodic	Provide inspection reports to Agent 5 also.	3		
6. Inspection of Steel Frame Joint details for compliance with approved documents.	a. Bracing / moment frame connections	Periodic	Provide inspection reports to Agent 5 also.	3		
	b. Member locations	Periodic	Provide inspection reports to Agent 5 also.	3		
	c. Application of joint details at each connection.	Periodic	Provide inspection reports to Agent 5 also.	3		

TABLE 1 – STATEMENT OF SPECIAL INSPECTIONS, cont.

MATERIAL/ACTIVITY	EXTENT of INSPECTION (Continuous, Periodic, Other, None)	COMMENTS	AGENT #	DATE COMPLETED	REV #
1704.4 CONCRETE CONSTRUCTION					
1. Inspection of reinforcing steel, including placement.	Periodic		3		
2. Inspection of reinforcing steel welding	None	No welding of rebar specified in contract drawings			
3. Inspect bolts embedded into concrete prior to and during placement of concrete where allowable loads have been increased.	None	Allowable loads have not been increased for lateral loads.			
4. Verify concrete mix design(s)	Periodic	SER to review and approve mix design(s) prior to delivery. Field agent to verify delivery ticket matches approved mix design.	1,3		
5. Sample fresh concrete for strength tests, perform slump and air content tests, and determine temperature of concrete.	Continuous		3,4		
6. Inspection of concrete placement for proper techniques.	Continuous		3		
7. Inspection for maintenance of specified curing temperature and techniques.	Periodic		3		
1704.5 MASONRY CONSTRUCTION - Level 1 Special Inspection for non-essential facility – 1704.5.2					
1. As Masonry Construction begins, the following shall be verified to ensure conformance	a. Proportions of site-prepared mortar	None			
	b. Construction of mortar joints	None			
	c. Location of reinforcement	None			
	d. Pre-stressing technique	None	No pre-stressing in building		
	e. Grade and size of pre-stressing tendons.	None	No pre-stressing in building		
2. The Inspection program shall verify the following:	a. Size and location of structural elements.	None			
	b. Type, size, and location of embedded anchors.	None			
	c. Size, grade, and type of reinforcing	None			

TABLE 1 – STATEMENT OF SPECIAL INSPECTIONS, cont.

MATERIAL/ACTIVITY	EXTENT of INSPECTION (Continuous, Periodic, Other, None)	COMMENTS	AGENT #	DATE COMPLETED	REV #
1704.5 MASONRY CONSTRUCTION - Level 1 Special Inspection for non-essential facility – 1704.5.2					
2. The Inspection program shall verify the following, cont:					
	d. welding of reinforcing bars	None			
	e. Protection of Masonry during cold weather (temp. below 40 deg F.)	None			
	f. Application and measurement of pre-stressing reinforcement	None			
3. Prior to grouting, the following shall be verified to ensure compliance.	a. Grout space is clean	None			
	b. Placement of reinforcement	None			
	c. Proportions of site-prepared grout	None			
	d. Construction of mortar joints	None			
4. Grout placement shall be verified to ensure compliance with code and construction document provisions.		None			
5. Preparation of any grout specimens, mortar specimens and/or prisms shall be observed		None			
6. Compliance with required inspection provisions of the construction documents and the approved submittals shall be verified.		None			
1704.6 WOOD CONSTRUCTION					
1. Horizontal Diaphragms and Vertical Shearwalls	a. Inspect sheathing size, grade, and thickness for conformance with construction documents.	None			
	b. Inspect sheathing fastener size and pattern for conformance with construction documents.	None			
	c. Verify attachment to supporting elements is per contract documents.	None			
2. Wood truss fabricator certification / quality control procedures	Verify shop fabrication and quality control procedures for wood truss plant.	None			
3. Material Grading	Verify material grading for sawn lumber for compliance with construction documents. Verify manufactured lumber (LVL'S, PSL'S) for conformance with construction documents.	None			

TABLE 1 – STATEMENT OF SPECIAL INSPECTIONS, cont.

MATERIAL/ACTIVITY	EXTENT of INSPECTION (Continuous, Periodic, Other, None)	COMMENTS	AGENT #	DATE COMPLETED	REV #
1704.6 WOOD CONSTRUCTION					
4. Wood Connections	None	Verify that connections are made as shown in the contract documents. For connections not specifically detailed, verify conformance with IBC 2003 Ch. 23			
5. Framing	None	Verify that framing is installed in accordance with construction documents.			
6. Pre-Fabricated Wood Trusses	None	Inspect truss and all bracing installation. Bracing to be installed per fabricator's recommendations and BCSI 1-03			
1704.7 SOILS					
1. Site Preparation	Periodic	Inspect preparation of site for conformance with Geotechnical recommendations prior to placement of prepared fill.	3		
2. Fill Placement	Periodic	During Fill Placement verify that material and lift thickness comply with approved Geotechnical report.	3		
3. In-Place Soil Density	Periodic	Verify compliance of in-place compacted dry density with approved Geotechnical report.	3		
1704.7 PILE FOUNDATIONS					
	None	Record installation and testing of procedures of each pile. Submit reports to building official and EOR. Reports to include pile tip cutoff elevation relative to a common benchmark.		No Piles on Job	
1704.10 ARCHITECTURAL WALL PANELS AND VENEERS					
	None	Verify compliance of attachment of interior and exterior Architectural veneers to supporting structure for building in Seismic Design Category E or F.		No Veneer	

TABLE 1 – STATEMENT OF SPECIAL INSPECTIONS, cont.

MATERIAL/ACTIVITY		EXTENT of INSPECTION (Continuous, Periodic, Other, None)	COMMENTS	AGENT #	DATE COMPLETED	REV #
1704.11 SPRAYED FIRE-RESISTANT MATERIAL	a. Verify conformance of the prepared surface with manufacturer's specifications prior to application of material.	None	No Sprayed Fire-Resistant material in building.			
	b. Verify that substrate's ambient temperature meet manufacturer's specifications.	None				
	c. Verify that material thickness meets design specifications.	None				
	d. Verify that the material density meets the design specifications. Test in accordance with ASTM E 605.	None				
	e. Verify that bond strength between material and substrate is greater than or equal to 150 psf. Test in accordance with ASTM E 736 and IBC 2003 1704.11.5.1 – 1704.11.5.2	None				
1704.12 EXTERIOR AND INSULATION AND FINISH SYSTEMS (EIFS)	Verify conformance of EIFS installation with manufacturers and design specifications.	None	No EIFS on building.			
1704.13 SPECIAL CASES COLD FORMED METAL FRAMING	1. Framing	None				
	2. Framing Connections	None				
	3. Welding	None				

TABLE 1 – STATEMENT OF SPECIAL INSPECTIONS, cont.

MATERIAL/ACTIVITY	EXTENT of INSPECTION (Continuous, Periodic, Other, None)	COMMENTS	AGENT #	DATE COMPLETED	REV #
4. Light Gage Trusses	None				
<ul style="list-style-type: none"> a. Verify that light gage trusses are design in accordance with the loads specified on the contract documents. b. Verify that light gage trusses and truss bracing is installed per manufacturers specifications, contract documents, and BCSI 1-03 guidelines. 	None				
1704.10 SMOKE CONTROL					
<ul style="list-style-type: none"> a. Test ductwork for leakage and recode device locations prior to concealment of mechanical systems. b. Prior to building occupation, perform pressure difference testing, flow measurements and detection, and control monitoring. 	None				