

ARCHITECT:
SEMPLE & DRANE ARCHITECTS
101 CONGRESS STREET
PORTLAND, MAINE 04101
TEL: (207) 761-4231 FAX: 774-0152
SDA@sempledrane.com

ENGINEERING:
AHEAD Engineering
160 Veranda Street
Portland, Maine 04103
978.281.2218
www.ahead-eng.com

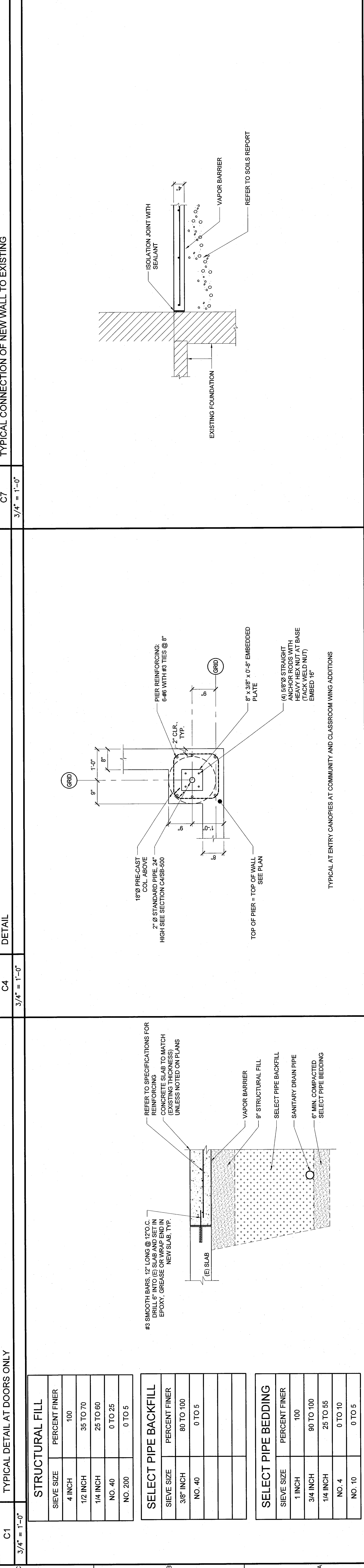
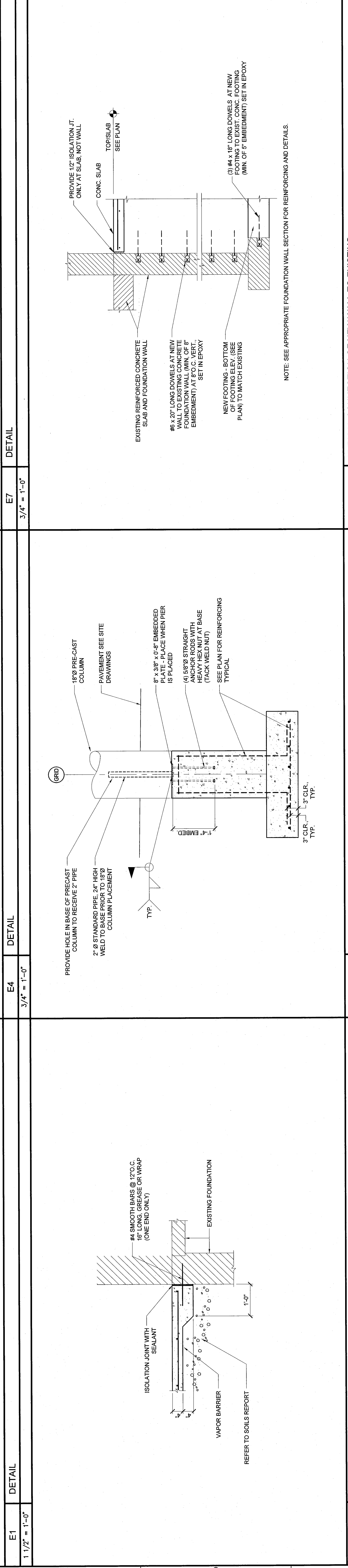
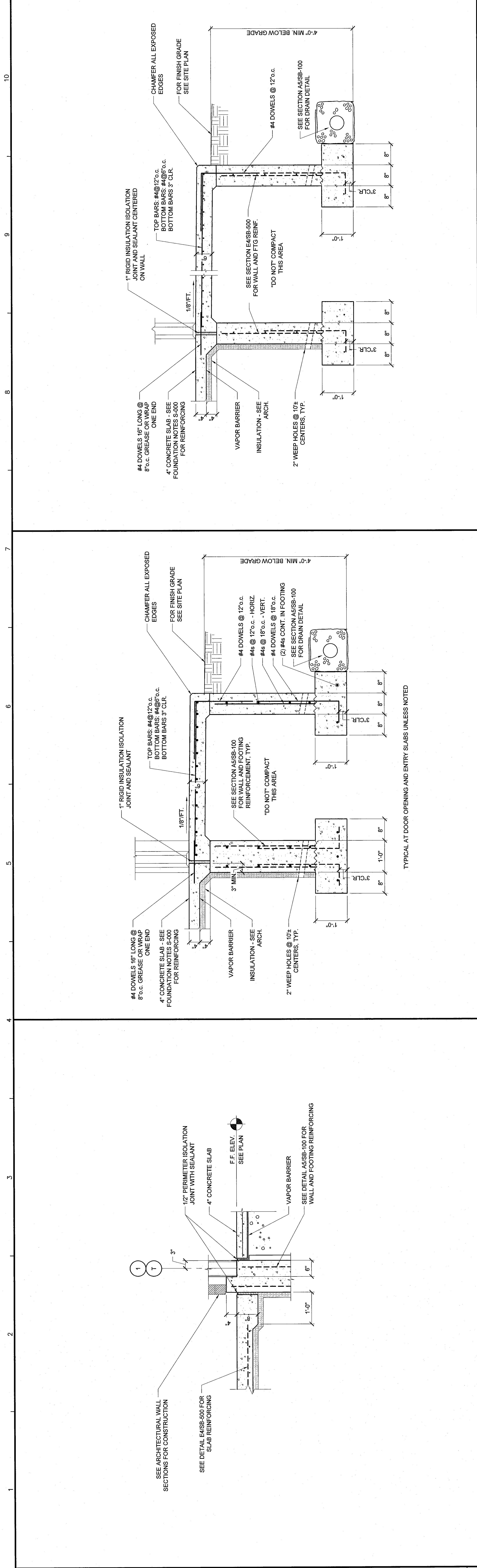
OWNER:
CITY OF PORTLAND

PROJECT:
RIVERTON EXPANSION AND
RENOVATION PROJECT
1600 FOREST AVE.
PORTLAND, ME. 04103

DRAWING:
FOUNDATION DETAILS

SCALE: AS NOTED
CAD FILE: 060458-DLS.DWG
DATE: 06/23/08
REVISIONS:

SHEET:
SB-500



STRUCTURAL FILL	
SIEVE SIZE	PERCENT FINER
4 INCH	100
1/2 INCH	35 TO 70
1/4 INCH	25 TO 60
NO. 40	0 TO 25
NO. 200	0 TO 5

SELECT PIPE BACKFILL	
SIEVE SIZE	PERCENT FINER
3/8" INCH	80 TO 100
NO. 40	0 TO 5

SELECT PIPE BEDDING	
SIEVE SIZE	PERCENT FINER
1 INCH	100
3/4 INCH	90 TO 100
1/4 INCH	25 TO 55
NO. 4	0 TO 10
NO. 10	0 TO 5

E1 1 1/2" = 1'-0" DETAIL
E2 3/4" = 1'-0" DETAIL
E3 3/4" = 1'-0" DETAIL
E4 3/4" = 1'-0" DETAIL
E5 3/4" = 1'-0" DETAIL
E6 3/4" = 1'-0" DETAIL
E7 3/4" = 1'-0" DETAIL
E8 3/4" = 1'-0" DETAIL
E9 3/4" = 1'-0" DETAIL
E10 3/4" = 1'-0" DETAIL
C1 3/4" = 1'-0" TYPICAL DETAIL AT DOORS ONLY
C2 3/4" = 1'-0" DETAIL
C3 3/4" = 1'-0" DETAIL
C4 3/4" = 1'-0" DETAIL
C5 3/4" = 1'-0" DETAIL
C6 3/4" = 1'-0" DETAIL
C7 3/4" = 1'-0" TYPICAL CONNECTION OF NEW WALL TO EXISTING
C8 3/4" = 1'-0" DETAIL
A1 3/4" = 1'-0" TYPICAL DETAIL AT PIPE TRENCH
A2 3/4" = 1'-0" DETAIL
A3 3/4" = 1'-0" DETAIL
A4 3/4" = 1'-0" DETAIL
A5 3/4" = 1'-0" DETAIL
A6 3/4" = 1'-0" DETAIL
A7 3/4" = 1'-0" DETAIL
A8 3/4" = 1'-0" DETAIL
A9 3/4" = 1'-0" DETAIL
A10 3/4" = 1'-0" DETAIL