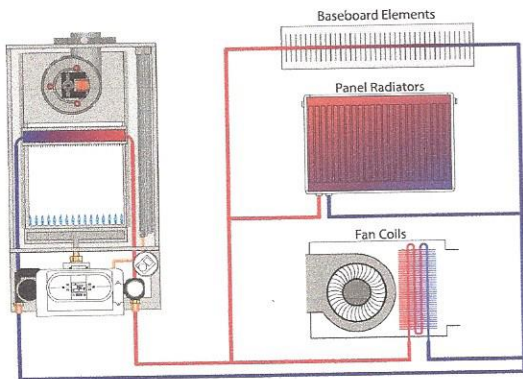


SOLENNE CLASSIC



The Solenne Classic Boiler is perfectly suited for heat distribution systems designed to utilize high temperature water.

Common systems that require high water temperatures are Copper Fin Tube Baseboard, Radiators and Fan Coils.

System efficiency can be increased when the supplied Outdoor Reset Sensor is utilized. When temperature conditions outdoors warm up, the boiler will automatically decrease the boiler operating temperature, thereby reducing fuel consumption and increasing system efficiency.

TECHNICAL INFORMATION

	PNCC-32		PNCH-32	
	LPG	Natural Gas	LPG	Natural Gas
Performance Data				
Rated Input min-max (MBH)	60 -100	60 -110	60 -100	60 -110
Efficiency - AFUE %	85	85	85	85
Heat Temperature Range	85 -185°F			
Dimensions				
Weight (lbs)	97		95	
Height (in.)	31		31	
Width (in.)	17.7		17.7	
Depth (in.)	12.9		12.9	
Domestic Hot Water Data				
DHW Temperature Range	95 -167°F			
DHW Flow Rate @ 63°F Rise (gpm)	3.1			
Venting				
Concentric SS	3/5"			
Twin Pipe SS (Flue / Air Intake)	3" / 3"			



PENSOTTI, LLC - A GRANARY COMPANY

PO BOX 335A - 14 COFFIN AVE, BIRLEW, ME 04412 - P: (207) 942-3636 - F: (207) 942-3636 - www.pensottiboiler.com

PENSOTTI
BOILERS | PANEL RADIATORS

WALL MOUNTED GAS BOILER

SOLENNE SERIES

CLASSIC

PNCC - PNCH

110K BTU

SPACE HEATING & COMBINATION

CLASSIC



AN ECONOMICAL SOLUTION FOR TRADITIONAL HEATING SYSTEMS

- ▶ LP or Natural Gas fired
- ▶ Reduced installation and operational costs
- ▶ Fully packaged in a compact, appliance grade cabinet
- ▶ Whisper quiet operation




PERFORMANCE & COMFORT

COMFORT

PNCC - PNCH

110K BTU CAPACITY



CLASSIC

The Solenne Classic is a quiet, reliable, gas fired, wall mounted, direct vent boiler. Boasting an 85% AFUE, the Solenne Classic is an economical solution to satisfy today's diverse heating needs.

Offered as a complete fully packaged, sealed combustion boiler which reduces both installation time and cost.


The Solenne Classic is factory set for either LP or Natural Gas. Modulating from 110K BTU to 60K BTU to perfectly match heating system demand, the Solenne Classic boiler maximizes operational efficiency.

The Solenne Classic is available in two distinct models. The PNCC model provides instantaneous hot water via the integral brazed plate heat exchanger.

The Space Heating PNCH model provides internal zoning for easy installation of any indirect water heater.

The DIGITECH intuitive control system delivers a simple and intuitive interface for both installer and homeowner.

10 Year Limited Lifetime Heat Exchanger & 2 Year Parts Warranty



DIGITECH CONTROL SYSTEM

DIGITECH



Digitech Control System

KEY POINTS:

INTUITIVE, SELF DIAGNOSTIC, CONTROL SYSTEM FOR EASE OF USE

HIGH DEGREE OF ELECTRICAL PROTECTION

ERROR CODE MEMORY FOR ACCURATE & TIMELY TROUBLESHOOTING

EASY TO READ BACKLIT DISPLAY

INFORMATION

POWER AND FUNCTION OPTIONS

HEATING TEMPERATURE SELECTION
67 - 185°F

RESET / SERVICE

D.H.W. TEMPERATURE SELECTION
95 - 165°F

- ASME Heat Exchanger
- Integrated Control w/ Outdoor Sensor
- Grundfos Primary Circulator
- Expansion Tank
- Safety Relief Valve
- 3-Way Diverter Valve
- Modulating Gas Valve
- Direct Spark Ignition
- More

Fully Packaged System

