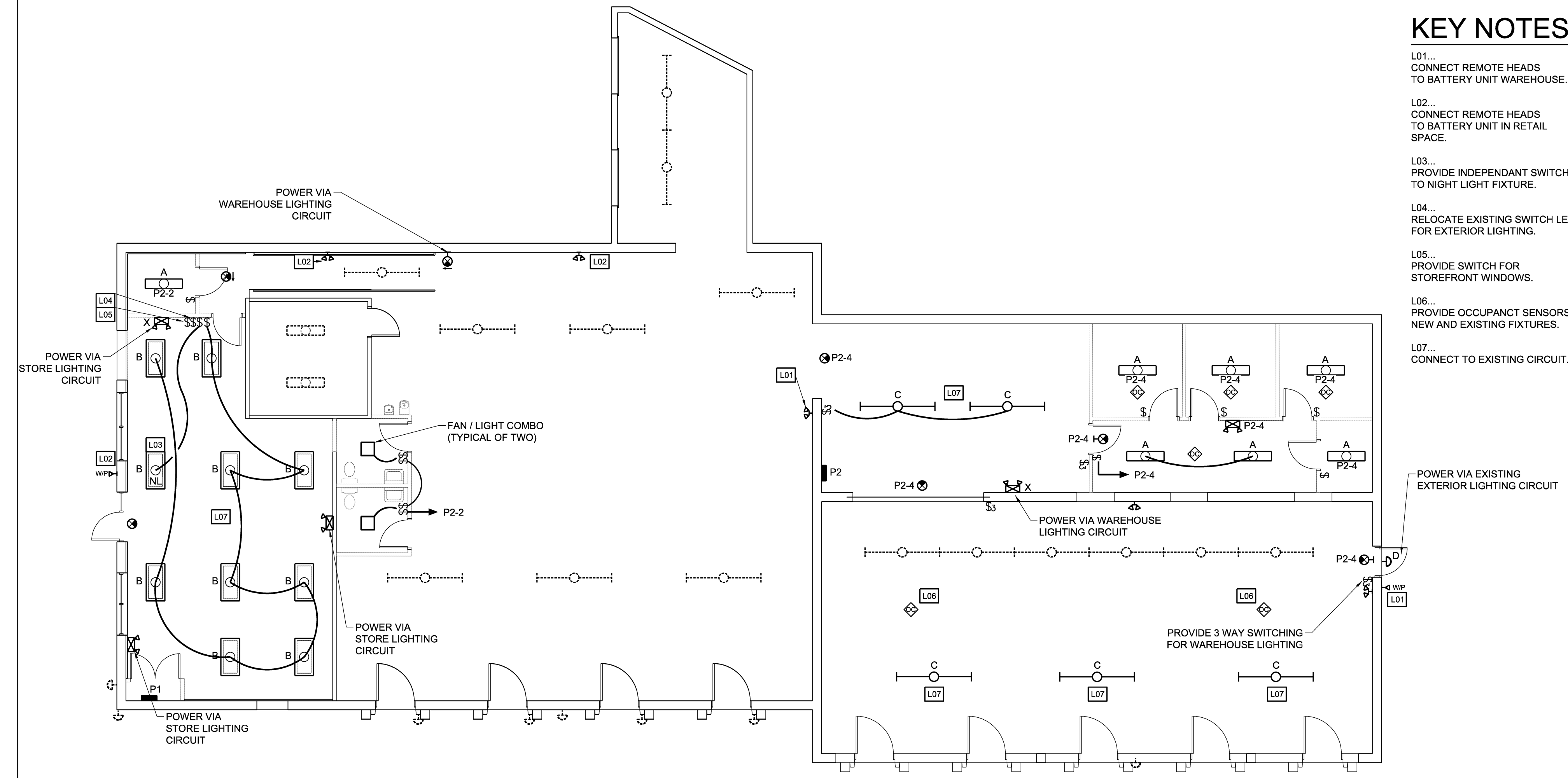


# ELECTRICAL LEGEND

- LP-1,3 HOMERUN TO PANEL - ARROWS INDICATE NUMBER OF CIRCUITS. CROSS LINES INDICATE NUMBER OF CONDUCTORS OTHER THAN TWO.
- CIRCUIT NUMBER(S)
- PANEL DESIGNATION
- WIRING CONCEALED IN WALL OR CEILING
- RECESSED LIGHTING FIXTURE
- SINGLE POLE SWITCH - MOUNTED CIL UP 48" UNLESS NOTED OTHERWISE - SUBLETTER INDICATES SWITCH CONTROL
- THREE-WAY SWITCH - MOUNTED CIL UP 48" UNLESS NOTED OTHERWISE
- FOUR-WAY SWITCH - MOUNTED CIL UP 48" UNLESS NOTED OTHERWISE
- WALL MOUNTED OCCUPANCY SENSOR - PROVIDE POWER PACK AS REQUIRED TO ALLOW FOR SWITCHING SHOWN -
- OCCUPANCY SENSOR AND POWER PACK - PROVIDE NUMBER OF POWER PACKS REQUIRED TO ALLOW FOR NUMBER OF OCCUPANCY SENSORS AND SWITCHING SHOWN
- DUPLEX RECEPTACLE - MOUNTED CIL UP 24" UNLESS NOTED OTHERWISE
- DUPLEX RECEPTACLE - MOUNTED CIL UP 48" OR 6" ABOVE COUNTER
- GFCI DUPLEX RECEPTACLE - MOUNTED CIL UP 48" UNLESS NOTED OTHERWISE
- DOUBLE DUPLEX RECEPTACLE - MOUNTED CIL UP 24" UNLESS NOTED OTHERWISE
- SPECIAL OUTLET - COORDINATE REQUIREMENTS WITH EQUIPMENT & CIRCUIT INDICATED
- PLUGMOLD WITH RECEPTACLES - MOUNTED AS INDICATED
- VOICE AND DATA OUTLET - MOUNTED CIL UP 24" OR SAME AS ASSOCIATED OUTLET - UNLESS NOTED OTHERWISE CONTRACTOR SHALL PROVIDE ALL CABLING FROM DEVICE TO TELEPHONE BOARD AND IT NETWORK CONTRACTOR SHALL PROVIDE 3/4" CONDUIT STUBBED INTO ACCESSIBLE CEILING SPACE.
- JUNCTION BOX
- DISCONNECT SWITCH
- FUSED DISCONNECT SWITCH
- COMBINATION STARTER / DISCONNECT SWITCH
- ELECTRICAL MOTOR
- EXISTING PANELBOARD
- PANELBOARD - 120/208V
- EXIT SIGN BATTERY UNIT WITH ARROWS AS INDICATED - HATCH INDICATES FACE - CEILING MOUNTED
- EXIT SIGN BATTERY UNIT WITH ARROWS AS INDICATED - HATCH INDICATES FACE - WALL MOUNTED DIRECTLY ABOVE DOOR
- EXIT SIGN CEILING MOUNTED EMERGENCY LIGHTING BATTERY UNIT
- WALL MOUNTED EMERGENCY LIGHTING BATTERY UNIT (LITHONIA ELM 6-27 OR EQUAL TO POWER REMOTE HEADS)
- WALL MOUNTED EMERGENCY LIGHTING BATTERY UNIT (LITHONIA ELM2)
- WALL MOUNTED EMERGENCY LIGHTING REMOTE HEAD (LITHONIA ELA LED T OR EQUAL)
- WALL MOUNTED EMERGENCY LIGHTING WEATHER PROOF REMOTE HEAD (LITHONIA ELA LED WP OR EQUAL)
- KEYNOTE TAG - REFER TO ASSOCIATED KEYNOTE
- EXISTING ITEMS SHOWN DASHED

# KEY NOTES:

- L01... CONNECT REMOTE HEADS TO BATTERY UNIT WAREHOUSE.
- L02... CONNECT REMOTE HEADS TO BATTERY UNIT IN RETAIL SPACE.
- L03... PROVIDE INDEPENDANT SWITCH LEG TO NIGHT LIGHT FIXTURE.
- L04... RELOCATE EXISTING SWITCH LEG FOR EXTERIOR LIGHTING.
- L05... PROVIDE SWITCH FOR STOREFRONT WINDOWS.
- L06... PROVIDE OCCUPANT SENSORS FOR NEW AND EXISTING FIXTURES.
- L07... CONNECT TO EXISTING CIRCUIT.

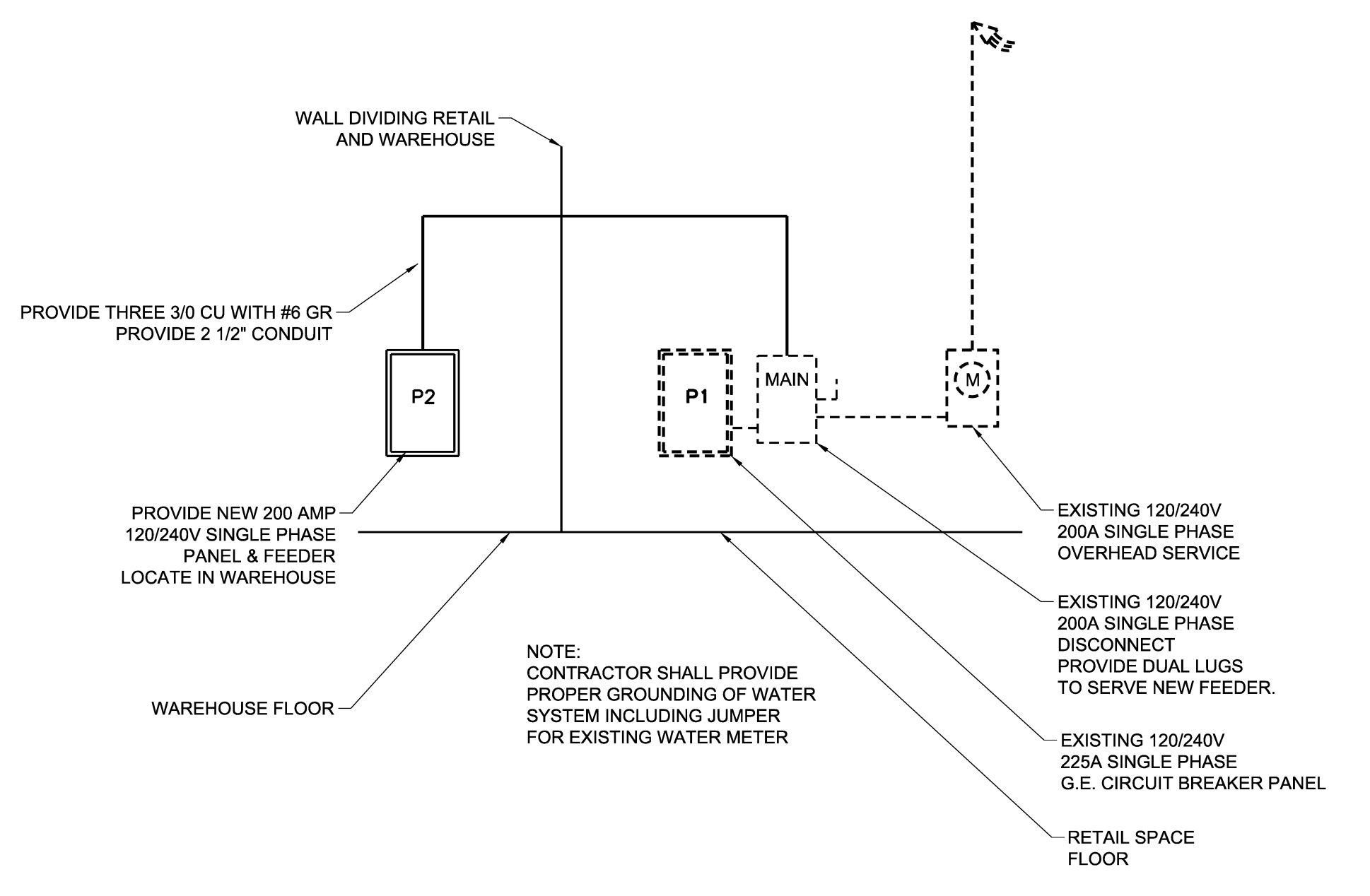


**3 LIGHTING PLAN**  
SCALE: 1/8" = 1'-0"

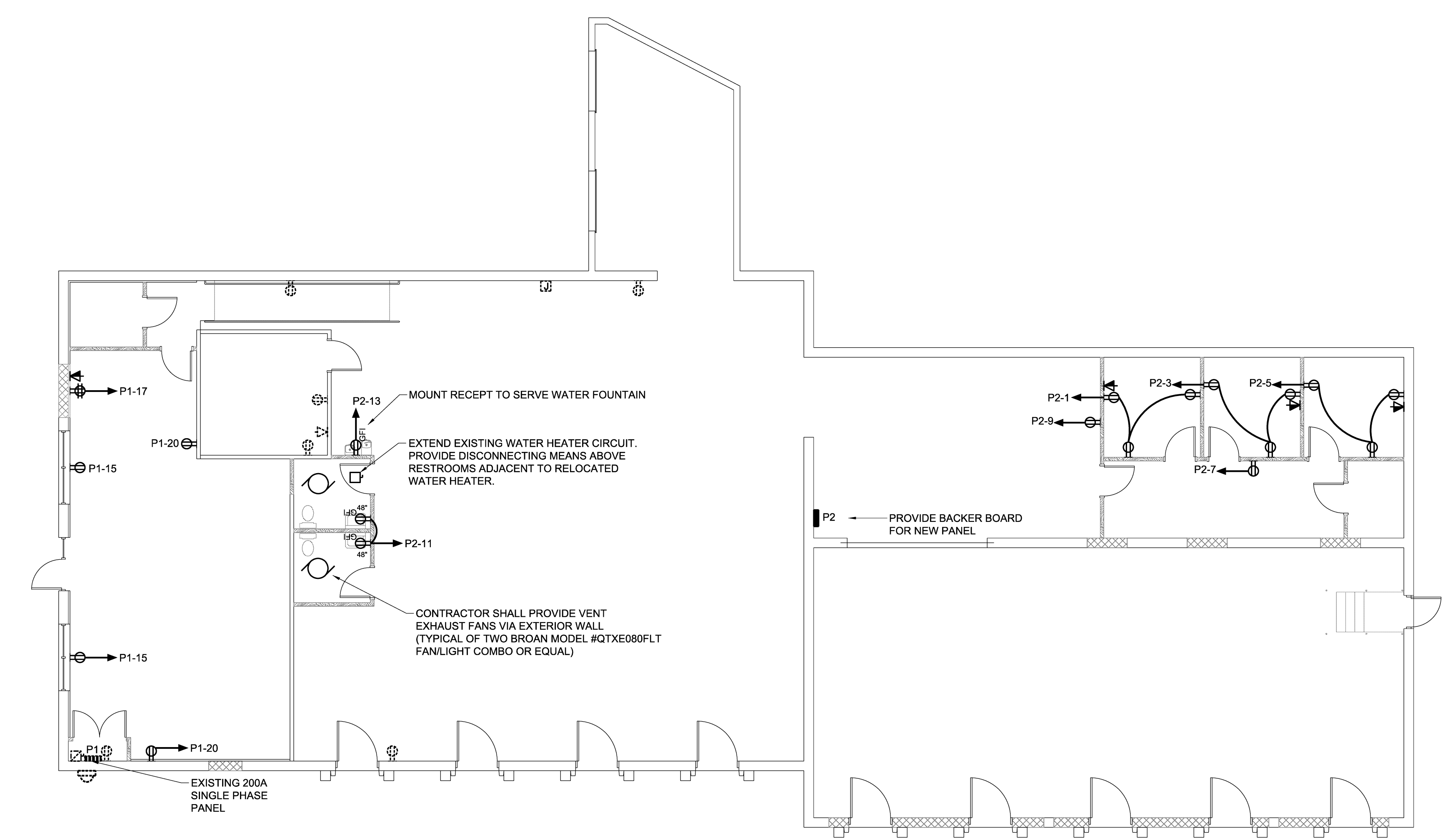
# LIGHTING FIXTURE SCHEDULE

ALL FIXTURES SHALL BE FURNISHED COMPLETE WITH ALL HARDWARE LAMPS, HANGERS, FITTINGS, ETC. FOR A COMPLETE AND PROPER INSTALLATION

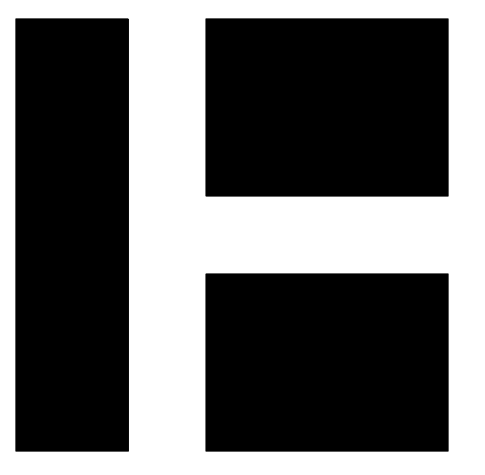
TYPE	MANUFACTURER	CATALOG NO.	MTG.	VOLT	LAMPS			REMARKS/BALLAST INFORMATION
					NO.	WATT	TYPE	
A	1'x4' WRAPAROUND COLUMBIA OR APPROVED EQUAL	WCW-4-2-32-E-U	S	MVOLT	2	32	32 3500K	
B	2'x4' FLUORESCENT 3 LAMP TROFFER COLUMBIA OR APPROVED EQUAL	ST8 24-3-32-G-FS-A12-E-U	R	MOVLT	3	32	32W T8 3500K	
C	1'x8' INDUSTRIAL 2 LAMP COLUMBIA OR APPROVED EQUAL	CSR-8-2-32-ST-E-U	S	MVOLT	2	32	32W T8 3500K	
D	EXTERIOR WALL PACK LITHONIA	OLW23	S	MVOLT	1	31	LED 5000K	



**1 RISER DIAGRAM**  
SCALE: 1/8" = 1'-0"



**2 POWER PLAN**  
SCALE: 1/8" = 1'-0"



**HARRIMAN**

AUBURN PORTLAND MANCHESTER


**LEPAGE BAKERIES  
COUNTRY KITCHEN  
BAKERY OUTLET  
DISTRIBUTION  
CENTER  
276 WARREN AVE.**

PORTLAND, MAINE

Harriman Project No. 14558

Key Plan

Mark	Date	Description
-	01-23-15	ISSUED FOR 100% REVIEW
-	01-30-15	ISSUED FOR CONSTRUCTION



Drawing Scales

PA / PE: JWT © 2015  
Drawn By: PCN Harriman Associates

**POWER &  
LIGHTING  
PLAN**

**E20.1**