




VECTOR ART FILE WITH CMYK FILLS
PANTONE OR COLOR MATCH SAMPLE IS NEEDED

-  WHITE
-  BLACK
CMYK 0/0/0/100
-  GREEN
CMYK 83/34/84/28

*UL #A46487767
Listing*



www.baileysign.com
9 Thomas Drive
Col. Westbrook Executive Park
Westbrook, ME 04092
207-774-2843 / 1-800-539-SIGN
Fax: 774-1193
E-Mail: sales@baileysign.com

PLEASE NOTE:
THIS IS A PROGRESS PRINT - FIELD MEASUREMENTS MAY OR MAY NOT NEED TO BE VERIFIED.

THIS DESIGN IS THE EXCLUSIVE PROPERTY OF BAILEY SIGN INCORPORATED AND ALL RIGHTS TO ITS USE OR REPRODUCTION ARE RESERVED.

THE ACCURACY OF THIS COLOR RENDERING IS LIMITED BY MEDIA AND OUTPUT DEVICES AND IS INTENDED FOR REPRESENTATIONAL USE ONLY. ACTUAL MANUFACTURING/GRAPHIC COLORS ALSO VARY DEPENDING ON PROCESSES & MATERIALS USED. 100% COLOR MATCHES OF SUBMITTED SPECIFICATIONS CAN NOT BE GUARANTEED.

IF AN ELECTRIC SIGN, THEN INSTALLATION MUST BE ACCOMPLISHED IN TOTAL COMPLIANCE WITH ARTICLE 600 OF THE NATIONAL ELECTRIC CODE, THE REQUIREMENTS OF UNDERWRITERS LABORATORY, CANADIAN STANDARDS ASSOCIATION AND/OR ANY APPLICABLE LOCAL CODES. THIS INCLUDES PROPER GROUNDING AND BONDING OF THE SIGN.

ALL ELECTRICAL SIGNS REQUIRE ROUTINE MAINTENANCE.

VOLTAGE

APPROVAL

CLIENT

APPROVED _____ DATE _____

BAILEY SIGN REPRESENTATIVE

APPROVED _____ DATE _____

DESIGNATED COPY FOR:

ESTIMATING/OUTSOURCING

GRAPHICS

FABRICATION

ROUTER

PAINT

INSTALLATION

CUSTOMER / SIGN LOCATION

McFARLAND SPRING CORP

280 WARREN AVENUE
PORTLAND, MAINE

SALESPERSON: BB DRAWN BY: LWM

P.S. # D-028 W.O. #

SCALE 1/4" = 1' DATE 7/8/16

REVISION # / DATE / NOTES / INITIALS
R1 7/21/16 INC. POLE TO 12" / FLEX FACE


R2 7/28/16 BASE DRAWING/ELECTRICAL/PLOT

DRAWING #

07660 AA R2

SHEET _____ OF _____

PERMIT DRAWING



14" DEEP
CABINET



96 SQUARE FEET

(1) D.F. 8'-0" X 12'-0" X ___" INTERNALLY ILLUMINATED - RETAINERLESS FLEX FACE SIGN

RETAINERLESS CABINET & 2.5" RETAINER: BLACK
WHITE FLEX FACE
COPY: TRANS. VINYL

ILLUMINATION: LED
ELECTRICAL NOTE: 110 VOLT / 4 AMPS

INTERNAL: 6" SQ. STEEL POLE MOUNTED WITH 1 1/4" PLATE
12" SQ. STEEL POLE: BLACK

12'-0"

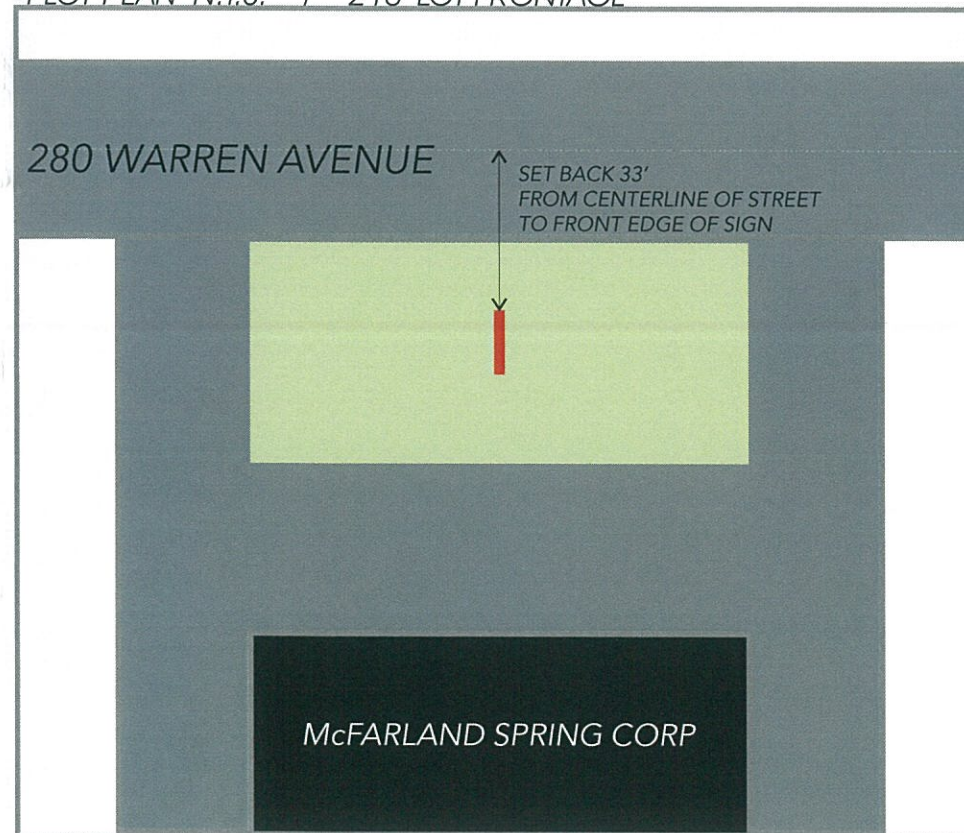
5'-0"

3000 LB. CONCRETE REINFORCED WITH REBAR

CRUSHED STONE

3'-0" DIAMETER

PLOT PLAN N.T.S. / 210' LOT FRONTAGE



REF. DR. _____