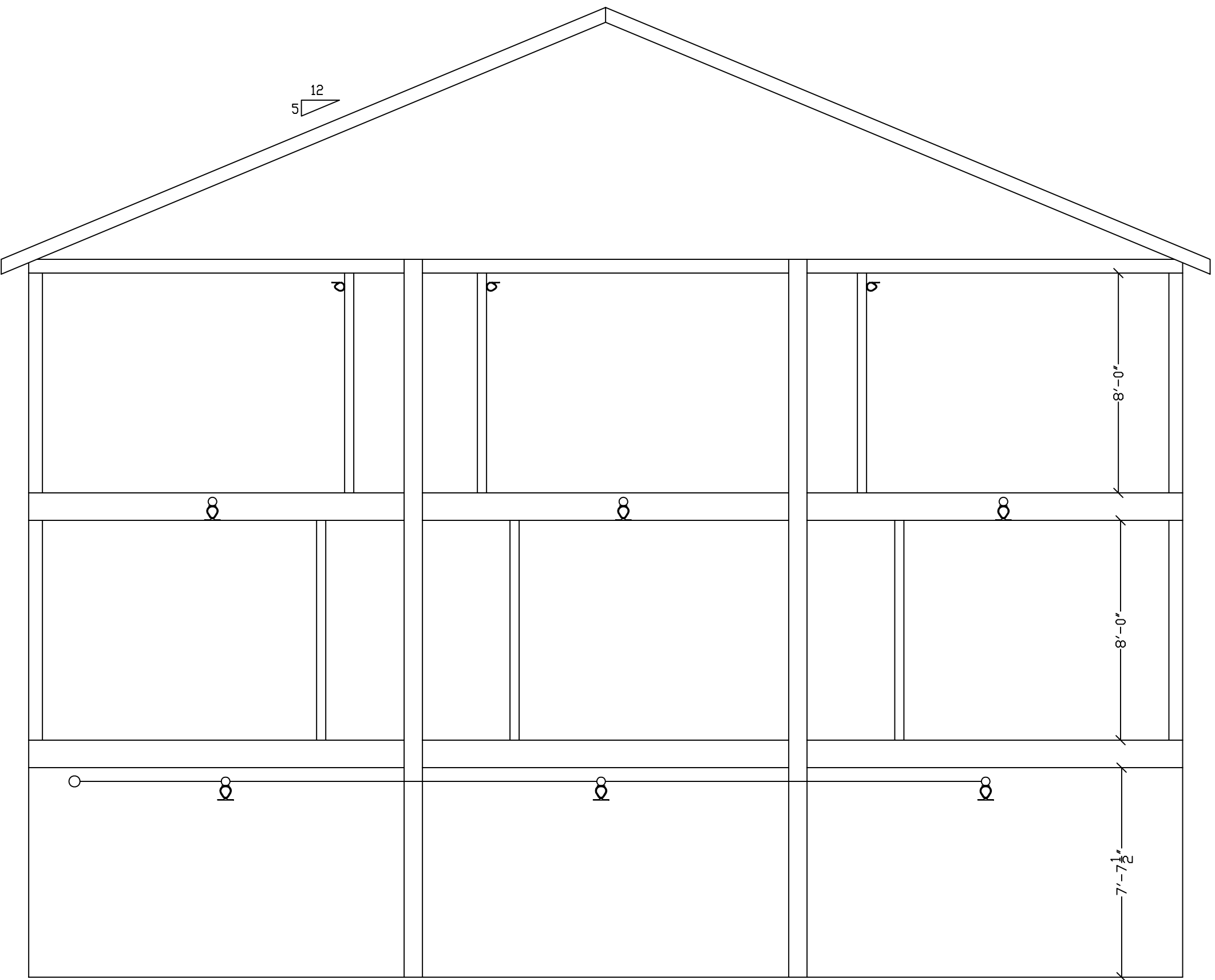
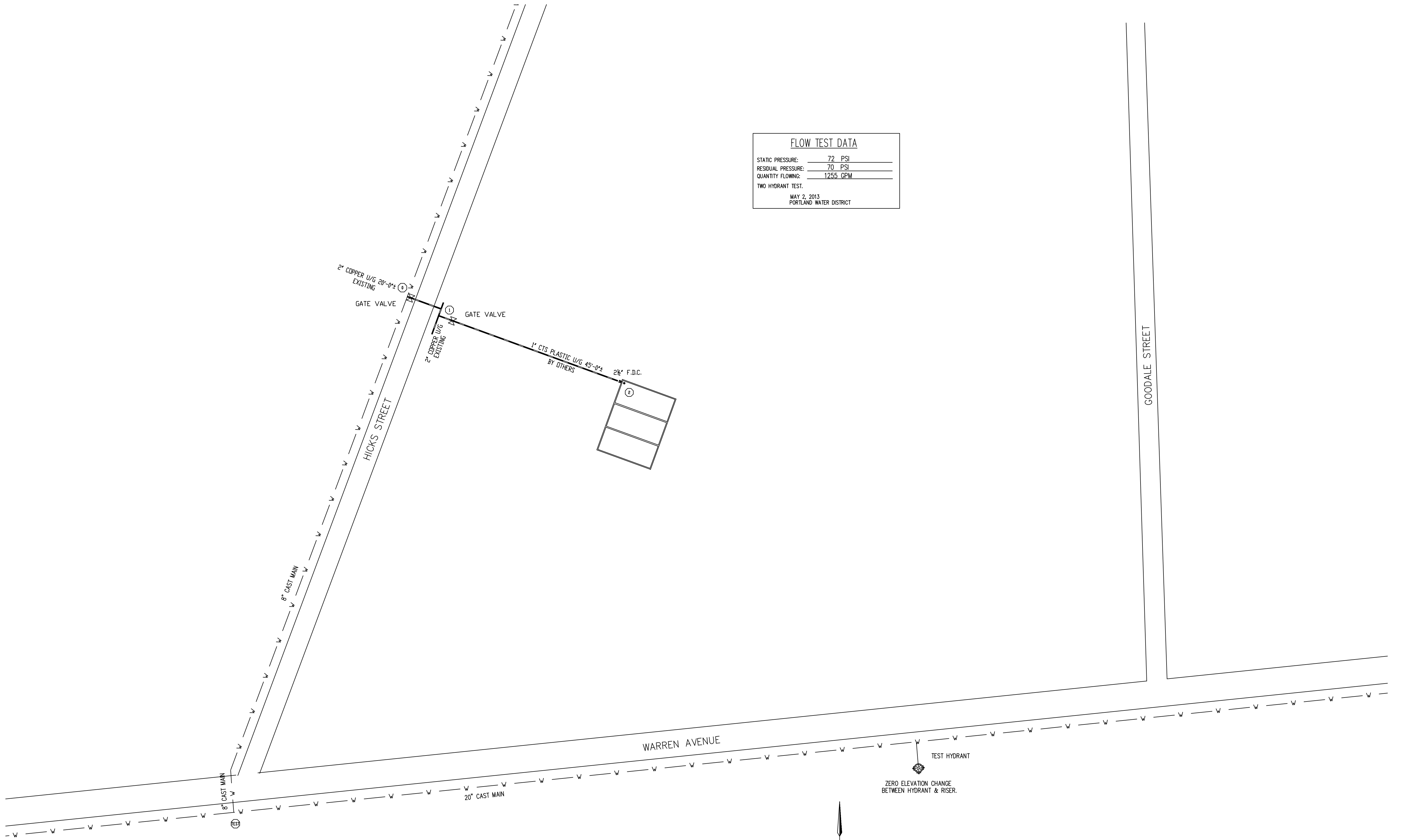


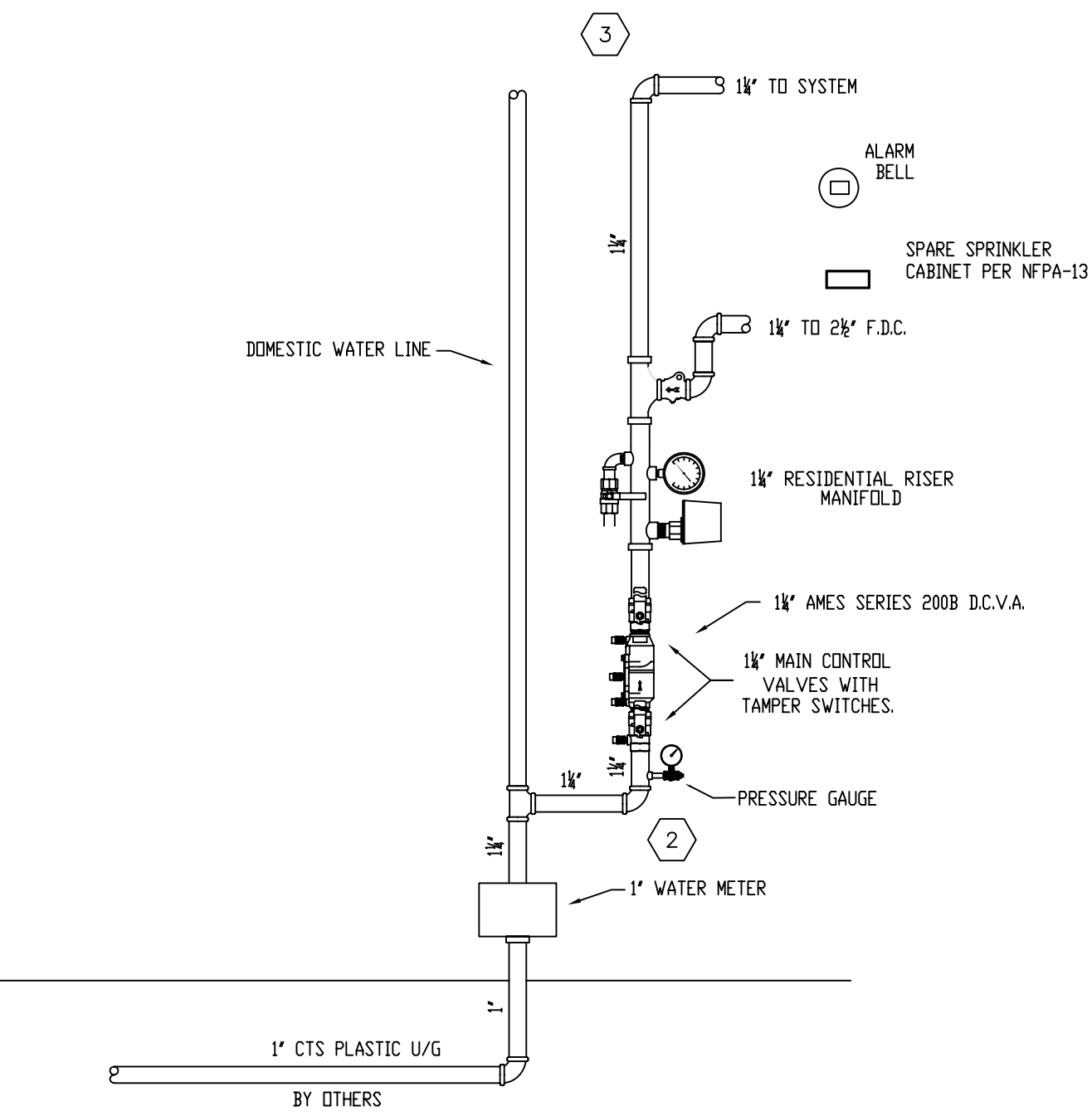
| FLOW TEST DATA | |
|-------------------------|----------|
| STATIC PRESSURE: | 72 PSI |
| RESIDUAL PRESSURE: | 70 PSI |
| QUANTITY FLOWING: | 1255 GPM |
| TWO HYDRANT TEST | |
| MAY 2, 2013 | |
| PORTLAND WATER DISTRICT | |



SECTION VIEW
SCALE: 1/4"=1'-0"



SITE PLAN
SCALE: 1"=30'



FIRE SPRINKLER RISER DETAIL
SCALE: N.T.S.

GENERAL NOTES

SYSTEM TO BE DESIGNED AND INSTALLED IN ACCORDANCE WITH NFPA-13R 2010. PIPE AND FITTINGS TO BE COMBINATION OF BLACK STEEL SCH. 40 TYPE AND APPROVED BLAZEMASTER PLASTIC CPVC DESIGNED AND APPROVED TO BE USED WITH THIS STANDARD. ALL HANGERS TO BE SPACED IN ACCORDANCE WITH MANUFACTURER'S RECOMMENDATIONS. MAX SPACING OF RESIDENTIAL PENDENT SPRINKLERS TO BE 16'x16'. MAX SPACING OF RESIDENTIAL SIDEWALL SPRINKLERS TO BE 14'x14'. ALL WIRING OF DEVICES BY OTHERS. SPARE SPRINKLERS OF EACH TYPE SHALL BE PROVIDED PER NFPA 13.

SPRINKLERS MAY BE OMITTED FROM THE FOLLOWING:

- BATHROOMS WHERE THE AREA DOES NOT EXCEED 55 SQ. FT. AND THE WALLS AND CEILINGS, INCLUDING BEHIND FIXTURES, ARE OF NON COMBUSTIBLE OR LIMITED COMBUSTIBLE MATERIALS PROVIDING A 15 MINUTE THERMAL BARRIER.
- CLOTHES CLOSETS, LINEN CLOSETS, AND PANTRIES WITHIN THE DWELLING UNITS WHERE THE AREA OF THE SPACE DOES NOT EXCEED 24 SQ. FT. AND THE LEAST DIMENSION DOES NOT EXCEED 3 FT. AND THE WALLS AND CEILINGS ARE SURFACED WITH NON COMBUSTIBLE OR LIMITED COMBUSTIBLE MATERIALS AS DEFINED BY NFPA.
- ANY PORCHES, BALCONIES, CORRIDORS, AND STAIRS THAT ARE OPEN AND ATTACHED.
- ATTICS, PENTHOUSE EQUIPMENT ROOMS, CRAWL SPACES, FLOOR/CEILING SPACES, ELEVATOR SHAFTS, AND OTHER CONCEALED SPACES THAT ARE NOT USED OR INTENDED FOR LIVING PURPOSES OR STORAGE.

MAINTENANCE OF THE SPRINKLER SYSTEM IS THE RESPONSIBILITY OF THE OWNER. PROTECTION OF THE SPRINKLER SYSTEM AGAINST FREEZING IS THE RESPONSIBILITY OF THE OWNER.

| REVISIONS | NOTES | SPRINKLER TYPE | IDENTIFICATION NO. | MFG. | ESC. | MODEL | FINISH | ORIFICE | TEMP. | SYMBOL | QUANT. |
|-------------------------------|-------|----------------|--------------------|------|------|-------|--------|---------|-------|--------|--------|
| | | | | | | | | | | | |
| TOTAL SPRINKLERS THIS DRAWING | | | | | | | | | | | |

| STANDARD SYMBOLS | STANDARD SYMBOLS |
|--|--|
| <ul style="list-style-type: none"> - POST INDICATOR VALVE - KEY VALVE - FIRE HYDRANT - FIRE DEPT. CONNECTION - O.S. & Y GATE VALVE - SWING CHECK VALVE - NEW UNDERGROUND - EXIST UNDERGROUND | <ul style="list-style-type: none"> - ALARM CHECK VALVE - RISER W/ALARM VALVE - RISER W/DRY VALVE - RISER W/ELEC. FLOW SWITCH - RISER W/DELUGE VALVE - WATER MOTOR BELL - ELECTRIC BELL - FLUSH FIRE DEPT. CONNECTION |

| INSPECTIONS |
|--------------------------------------|
| 1. _____ |
| 2. _____ |
| 3. _____ |
| 4. _____ |
| 5. _____ |
| RESPONSIBLE MANAGING SUPERVISOR #348 |
| CONTRACTOR LICENSE #295 |

| | |
|---|--|
| 208 HICKS STREET PORTLAND, MAINE 04103 | JOB No. M0121 DATE 5/16/13 DRAWN BY M/JN SCALE AS NOTED |
| FIRE PROTECTION PLAN | SHEET No. |
| FREEDOM FIRE PROTECTION, INC. 209 QUAKER RIDGE ROAD CASCO, MAINE 04015 | |
| FP-1 of 2 | |