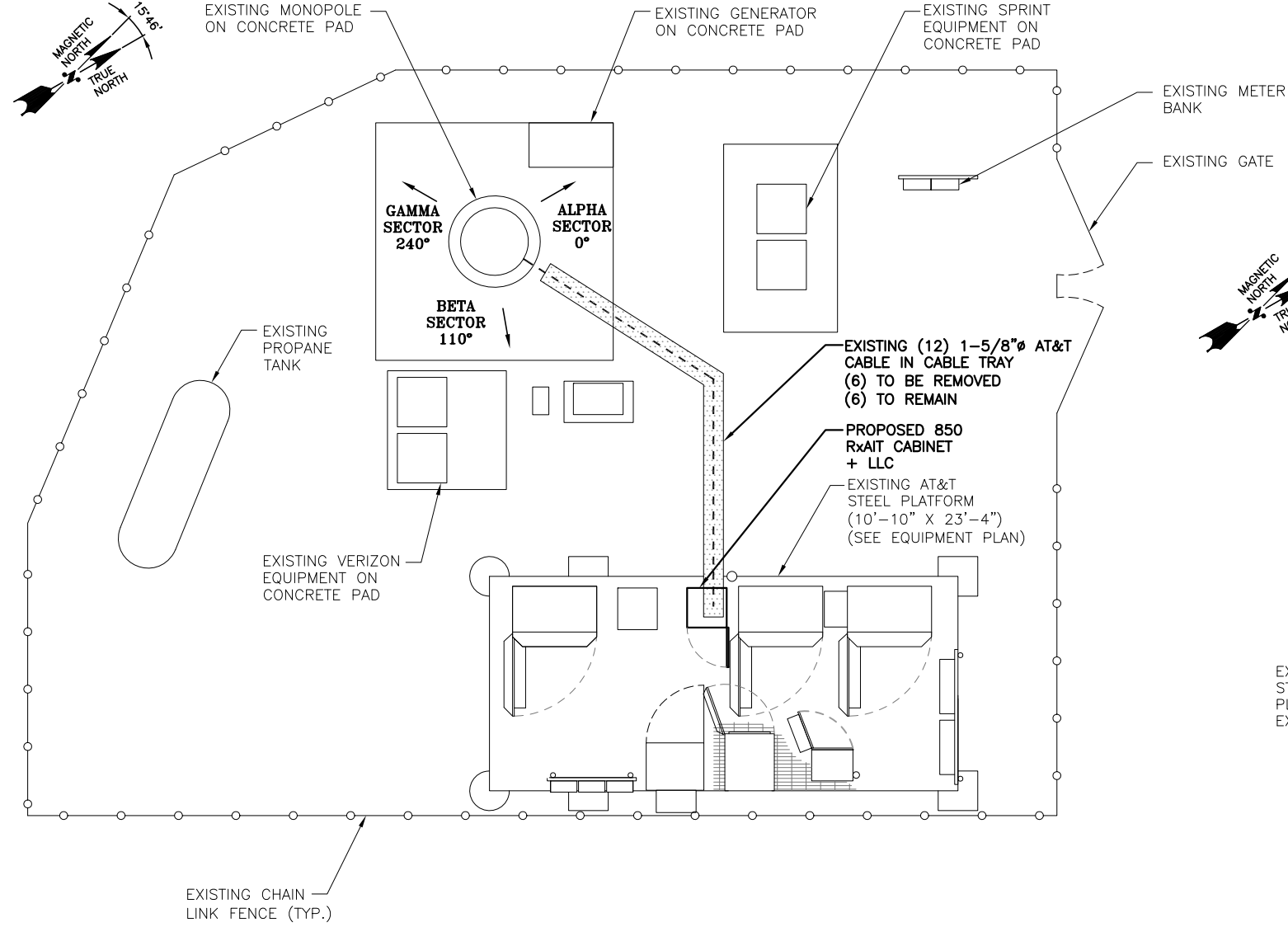
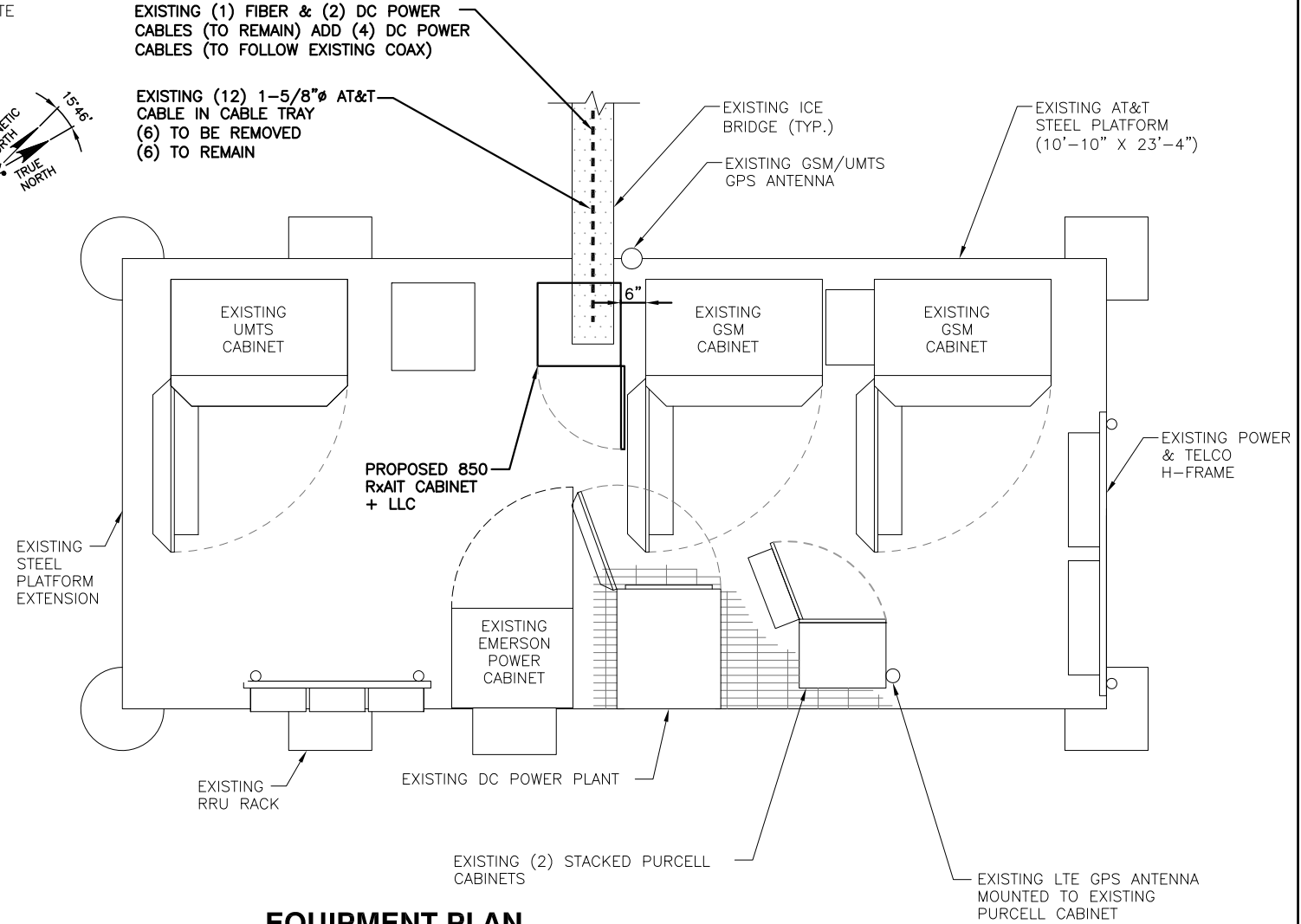


NOTE:
REFER TO THE FINAL RF DATA SHEET FOR FINAL ANTENNA SETTINGS.


NOTE:
ALL ANTENNAS AND COAX TO BE INSTALLED IN ACCORDANCE WITH STRUCTURAL ANALYSIS PROVIDED BY CROWN CASTLE AND FINAL AT&T RF DATA SHEET.



COMPOUND PLAN
SCALE: 1/4"=1'-0"



EQUIPMENT PLAN
SCALE: 1/2"=1'-0"



Hudson Design Group LLC

1600 OSGOOD STREET
BUILDING 20 NORTH, SUITE 3090
N. ANDOVER, MA 01845

TEL: (978) 557-5553
FAX: (978) 336-5586

27 NORTHWESTERN DR.
SALEM, NH 03079

SITE NUMBER: ME5306
SITE NAME: SPRINT PORTLAND
CROWN ID: 878782

188 WARREN AVENUE
PORTLAND, ME 04103
CUMBERLAND COUNTY

at&t

550 COCHITUATE ROAD
FRMINGHAM, MA 01701

1	01/14/14	ISSUED FOR CONSTRUCTION	SG	AT	DPH
0	12/27/13	ISSUED FOR REVIEW	SG	AT	DPH
A	11/20/13	ISSUED FOR REVIEW	SB	AT	DPH
NO.	DATE	REVISIONS	BY	CHK	APP'D
SCALE: AS SHOWN		DESIGNED BY: AT	DRAWN BY: SB		

STATE OF MAINE
DANIEL P. HAMM
PROFESSIONAL ENGINEER
NO. 11244

Daniel P. Hamm

AT&T

COMPOUND AND EQUIPMENT PLAN (LTE)

JOB NUMBER	DRAWING NUMBER	REV
5306.01	A-1	1