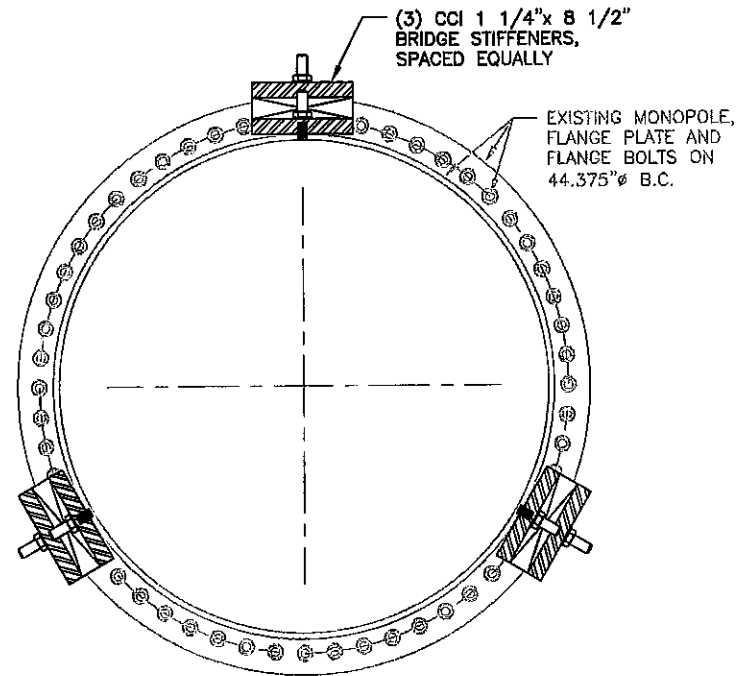
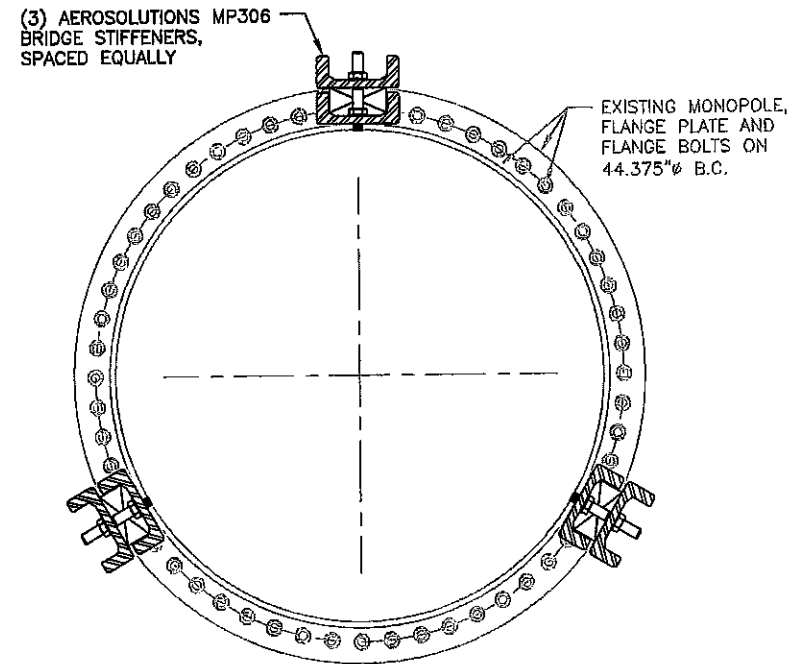


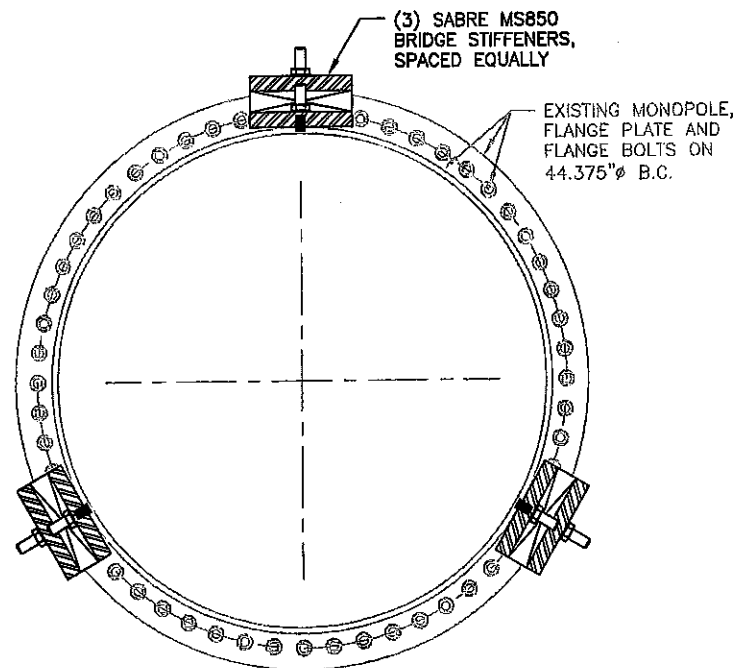
S:\Projects\Crown Castle\86959_878782_Portland Warren Ave\TOW MOD\86959.001.01_Portland Warren Ave 878782 TOW MOD.dwg - Sheet56 - User: Twilliams - March 4, 2013 - 3:52 PM



CCI



AEROSOLUTIONS



SABRE

1 TOWER SECTION (ELEV. 60')
SCALE: N.T.S.


B+T GRP
1717 S. BOULDER
SUITE 300
TULSA, OK 74119
PH: (918) 587-4630
www.btgrp.com

**CROWN
CASTLE**

ISSUED FOR:		
REV	DATE	DESCRIPTION
0	03/04/13	ISSUED FOR CONSTRUCTION

PROJECT NO: 86959.001.01
PROJECT ENG: KIRAN MAROJU
DRAWN BY: UJJ / TEW
CHECKED BY: SSC / SSV

B+T ENGINEERING, INC.



IT IS A VIOLATION OF LAW FOR ANY PERSON, UNLESS THEY ARE ACTING UNDER THE DIRECTION OF A LICENSED PROFESSIONAL ENGINEER, TO ALTER THIS DOCUMENT.

PORTLAND WARREN AVE
878782
188 WARREN AVE,
PORTLAND, ME
EXISTING 180' MONOPOLE

SHEET TITLE
TOWER SECTION
AT ELEV. 60'

SHEET NUMBER: S6
REVISION: 0