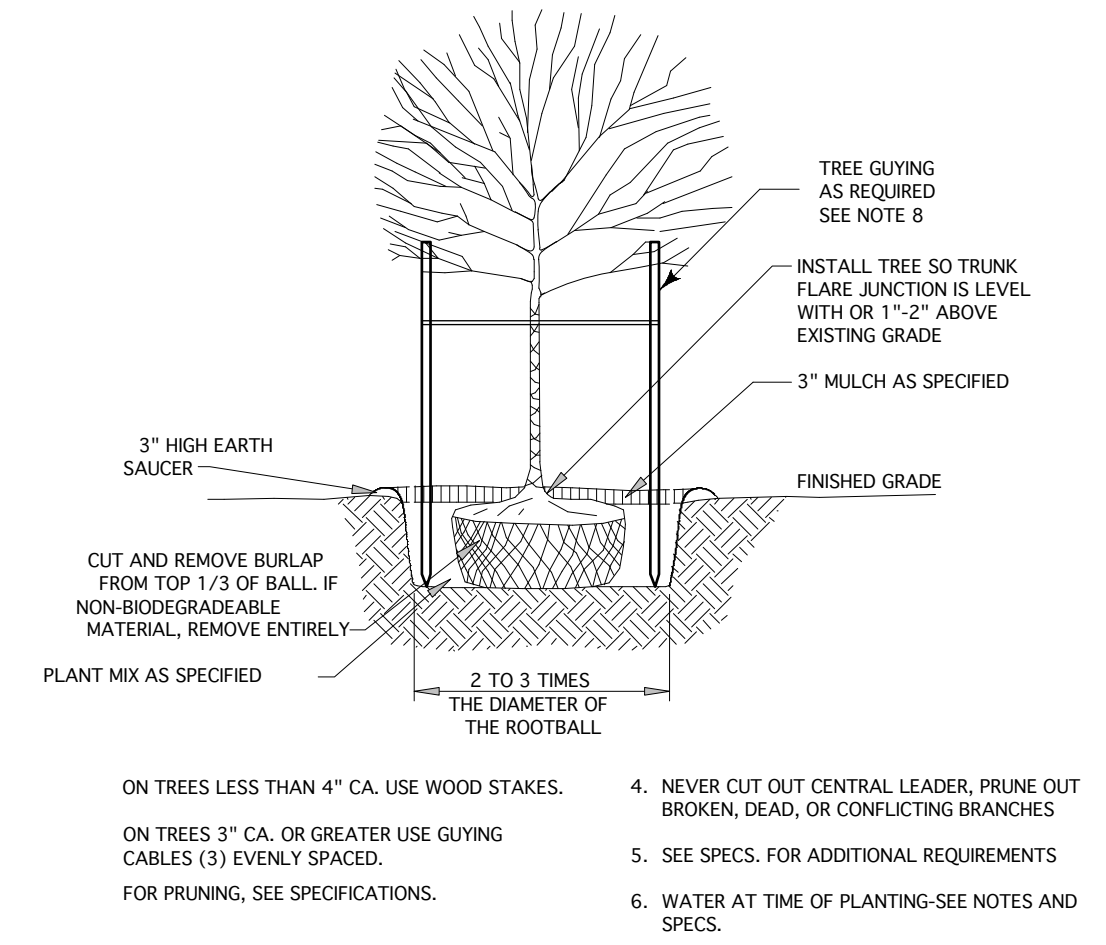


- Plant Notes:**
- The Landscape Contractor is advised of the existence of underground utilities. The Landscape Contractor shall verify utilities prior to commencing construction. Call Dig-Safe (1-800-344-7233) prior to beginning work.
 - The Landscape Contractor shall be responsible for repairing any utilities, walks, paving, curbing, etc. damaged in the performance of this job at no cost to the Owner. The Landscape Contractor shall notify the Landscape Architect immediately if they encounter any site conditions, which will not allow them to carry out the landscape installation according to the drawings.
 - Planting of trees shall not occur until all grading and paving is completed. All islands and planting areas shall have 2" of planting soil mix, installed and rolled prior to planting. The finished elevation of the planting soil mix shall be equal to the top of the curb or adjacent ground and, if in an island, crowned 6" at the center of the island or graded to drain away from the building. Submit a sample of the topsoil with NPK, pH, calcium, aluminum effective cation exchange capacity tests and fertility recommendations as well as bulk density test of the sample. Topsoil shall be friable void of weeds, stones greater than 1" diameter, sticks and other debris. Topsoil shall contain, 70-80% sand, 5-20% clay, 18-20% silt, 3.5-8% organic matter and a pH of 6-9. Notify the Landscape Architect immediately if there is standing water or other factors, which would prohibit the installation of plant material.
 - All plants shall have a normal habit of growth for the species and shall be sound, healthy and free of disease and insects. They shall conform to the measurements on the Plant List and shall conform to ANSI Z60.1 - Nursery Stock, latest revision. Prior to plant installation, the Landscape Contractor shall submit a written affidavit of all plant species, cultivars, varieties, sizes and quantities that they propose to install with the name, phone number and location of all nurseries where plant material has been grown. All plants shall be grown in USDA Zone 5 or colder.
 - All plants shall have all non-biodegradable materials (string, wire, pots, etc.) removed at the time of planting. Circling roots or roots that would later girdle the plant shall be straightened, cut or the root ball shall be cut utilizing the "split ball technique". Top 1/3 of wire baskets and burlap on trees shall be cut and removed.
 - Backfill mix shall be composed of an 80/20, top soil/ peat moss mix. Planting pits shall be excavated to three times the diameter and to the same depth of the plant root ball. Backfill 1/2 of the pit at a time, and compact. See Note 7 and install slow release fertilizer after first backfill lift. Settling the tree/shrub: Each tree/shrub shall be planted such that the trunk flare junction is level with or 1" above existing grade. All trees/shrubs where the planting depth is incorrect shall be rejected. All trees and shrubs shall have a 3" soil saucer constructed at the perimeter of the planting pit.
 - All plantings shall have slow release fertilizer installed at the time of planting. The fertilizer shall be "Roots Transplant 1 Step", installed according to manufacturers instructions according to manufacturers instructions. After the plants are installed in each area, liquid feed all plants with Roots - Liquid Concentrate. Mix and apply according to manufacturers instructions. The landscape contractor shall submit samples of the slow release fertilizer and copies of the label of the liquid fertilizer prior to plant installation. The Landscape Contractor shall not install any plant material unless appropriate watering equipment is on site. **All plants shall be adequately watered the day of installation** or these plants will be rejected and replaced by the Landscape Contractors at no cost to the owner.
 - All trees are not required to have stakes and guys. In the opinion of the Landscape Contractor trees require stakes and guys notify the Landscape Architect prior to placement. In areas of heavy snow, 2 stakes and guys are recommended. Stakes and guys shall not be used because of loose or broken root balls. If stakes and guys are used, the landscape contractor shall remove all stakes after 1 year. Mulch to be installed to a depth of 3" after normal settling including the seasonal color area. Mulch shall be shredded hardwood mulch. Do not place mulch in contact with the tree trunk. The Landscape Contractor shall submit a .25 cubic foot sample prior to installation.
 - The Landscape Contractor shall coordinate the inspection of all plant material prior to installation. All plants shall have their locations staked and approved by the Landscape Architect prior to plant installation. Plants shall be spaced according to the plan and as noted in the Plant Species List. All plants shall be oriented for best appearance and arranged to evenly occupy the space where they are planted.
 - Plant species and plant size substitutions will not be allowed unless first approved by the Landscape Architect. Any substituted plants installed without prior written approval will be rejected.
 - All plants shall be guaranteed for two years. The landscape contractor at no cost to the owner shall replace any plants that die during the guarantee.
 - Allow deciduous and evergreen shrubs to grow together to form a continuous plant mass.
 - The contractor shall supply the quantities of plants sufficient to complete the work shown on all of the drawings. If quantities of plants listed in the plant species list do not correlate with the plantings indicated on the drawings, the quantities on the drawings shall govern. Any discrepancies between the plant list and the drawings shall not entitle the landscape contractor to additional remuneration. Notify the Landscape Architect immediately if discrepancies are detected.
 - Under no circumstance shall snow be plowed and piled on planting areas. This will result in crushing the plants. Limit use of ice melting salts and do not throw salt laden snow and ice in the planting beds, as can result in salt toxicity which will kill the plants and void the guarantee.

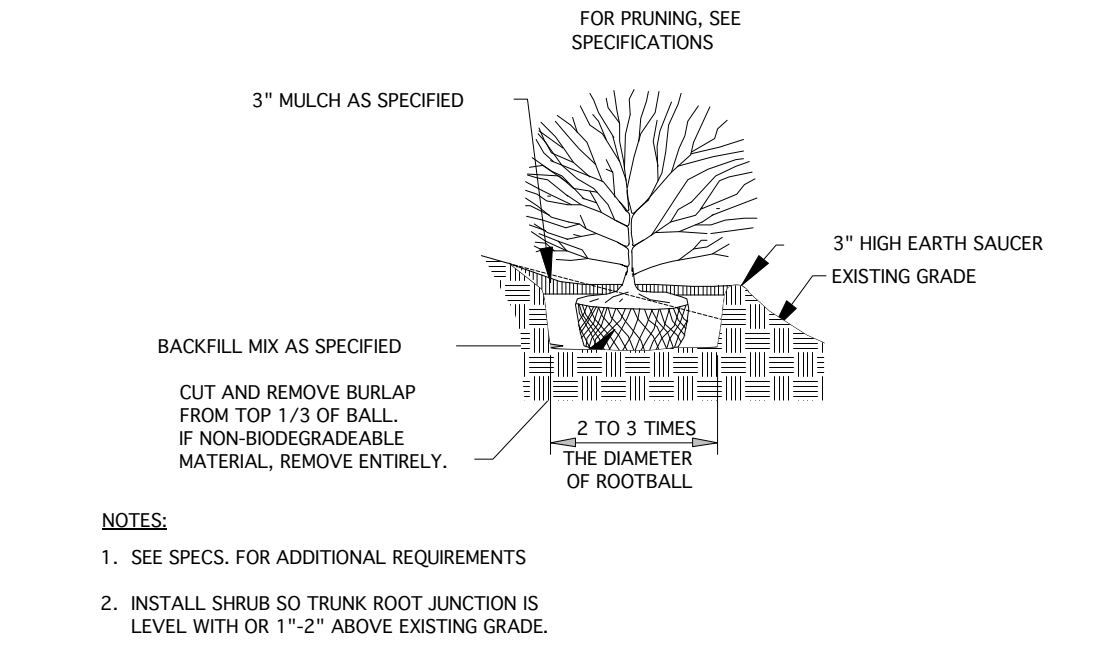
**PROPOSED BUILDING
ACADEMY FOR
ACTIVE LEARNERS**
134 WARREN AVENUE
PORTLAND, MAINE

Prepared for:
DELTA REALTY
380 WARREN AVENUE
PORTLAND, MAINE

Landscape Architect:
Barry J. Hosmer - Landscape Architect
196 Whitney Avenue
Portland, Maine 04102
207-874-0248 tele/fax

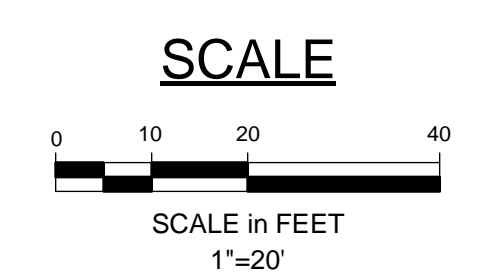


TYPICAL TREE PLANTING DETAIL
NOT TO SCALE



TYPICAL SHRUB PLANTING DETAIL
NOT TO SCALE

ID	Qty	Latin Name	Common Name	Scheduled Size	Remarks
AM	19	Aronia melanocarpa 'Viking'	Viking Black Chokeberry	18" - 24"	5' o.c., cont.
AT	3	Acer triflorum	Three Flowered Maple	2" - 2.5" cal.	B&B
SB	13	Spiraea betulifolia 'Tor'	Tor Birchleaf Spirea	18" = 24"	3' o.c., cont.
SBG	6	Spiraea x bumalda 'Gold Flame'	Gold Flame Spirea	18" - 24"	cont.
TA	7	Tilia americana 'McKSentry'	American Sentry Linden	2.5" - 3" cal.	B&B
TM	15	Taxus x media 'Everlow'	Everlow Spreading Yew	15" - 18"	3.5' o.c.
TO	3	Thuja occidentalis 'Smaragd'	Emerald Green Arborvitae	5' - 6'	B&B
VP	10	Viburnum prunifolium	Black Haw Viburnum	2" - 2.5" cal.	B&B, Tree Form



RANSOM
Consulting, Inc.
400 Commercial Street, Suite 404
Portland, ME 04101
Tel. (207) 772-2891
Fax (207) 772-3248
www.ransomenv.com

LANDSCAPE PLAN

No.	Revision/Issue	Date
C	CLIENT REVISIONS	2/22/16
B	RESPONSE TO CITY COMMENTS	1/22/16
A	PRELIMINARY REVIEW	12/02/15

Design by:	Checked by:
SJB	SJB
Drawn by:	Approved by:
JAR	SJB
Project:	Date:
151.06127	OCTOBER 2015

Sheet No. **L-101**
Sheet 4 of 00