



RESIDENTIAL DESIGN INC

DESIGNERS
CONSULTANTS
CONSTRUCTION DRAWINGS

P.O. BOX 67
CONWAY, NH 03818
978-928-5581
RESIDENTIALDESIGNING.COM

AIBD AMERICAN INSTITUTE OF BUILDING DESIGN NORTHEAST

PROJECT

FALMOUTH FORESIDE LLC
DUPLEX DESIGN
21 MAYFIELD ST
PORTLAND, ME

SHEET TITLE

FLOOR PLANS

DATE
10-28-2014

REVISIONS

SHEET NUMBER

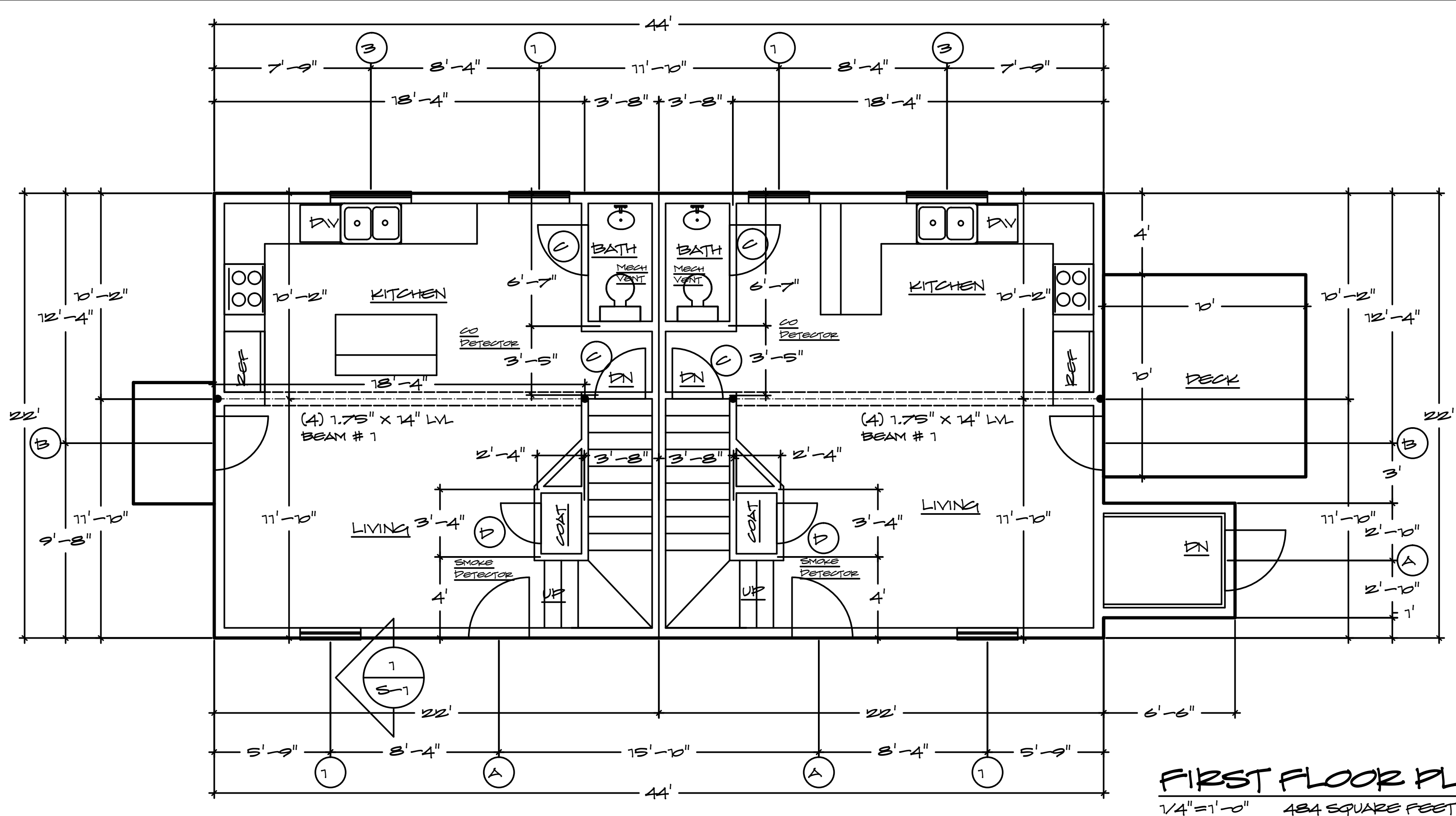
A-2

WINDOW SCHEDULE

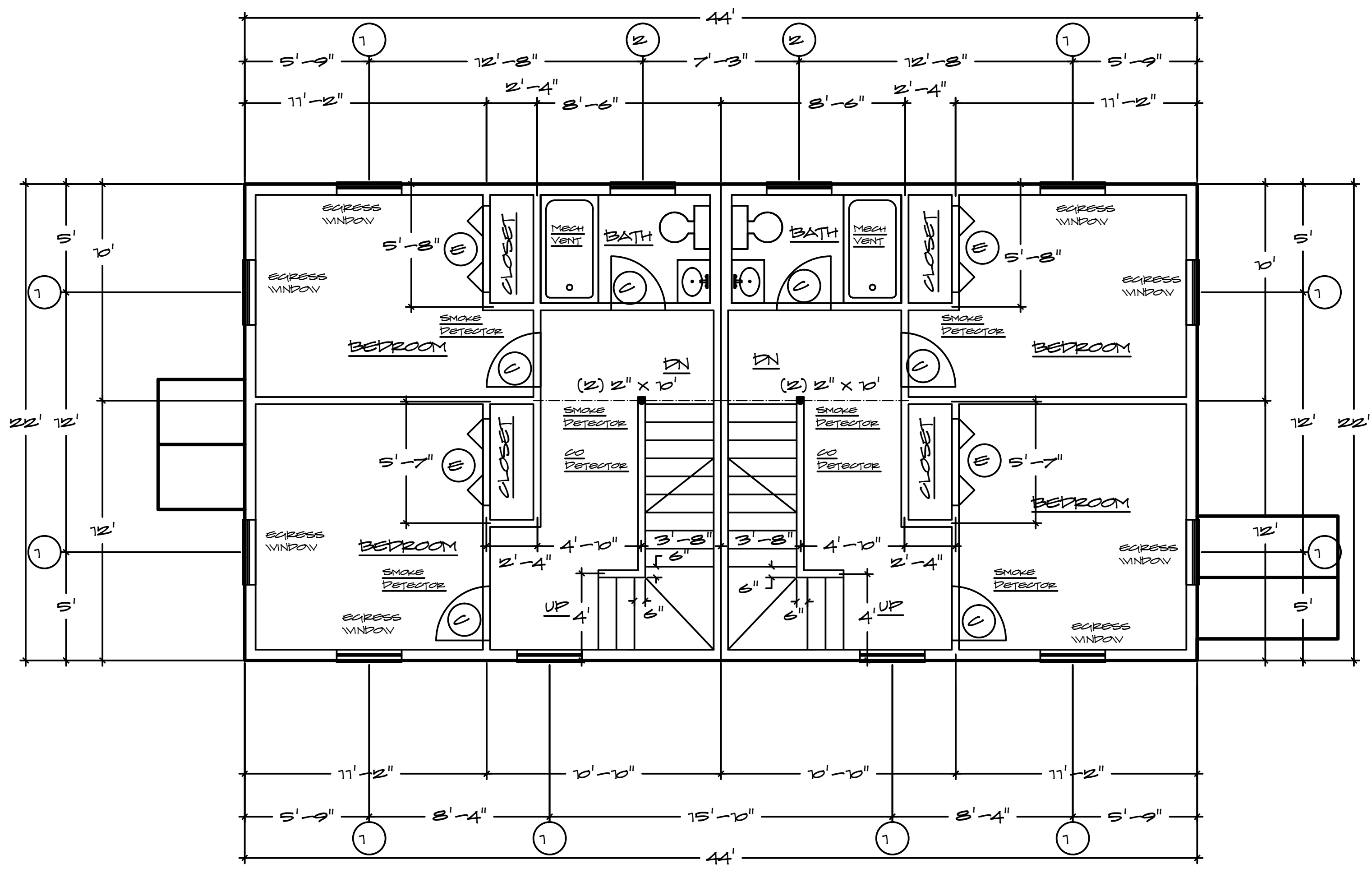
MARK	QTY	DESCRIPTION	ROUGH OPENING	ENERGY
1	16	DOUBLE HUNG WINDOW # 3660	3'-0" X 5'-0"	15' @ .31
2	2	DOUBLE HUNG WINDOW # 3448	2'-10" X 4'-0"	12.0' @ .31
3	2	CASEMENT # 4842-2	4'-0" X 3'-6"	14' @ .31
ALL ROUGH OPENING DIMENSIONS TO BE VERIFIED WITH MANUFACTURERS MODEL PRIOR TO ROUGH FRAMING				
ALTERNATE WINDOW MANUFACTURERS REQUIRED TO SATISFY EGRESS REQUIREMENTS PER INTERNATIONAL RESIDENTIAL CODE				

DOOR SCHEDULE

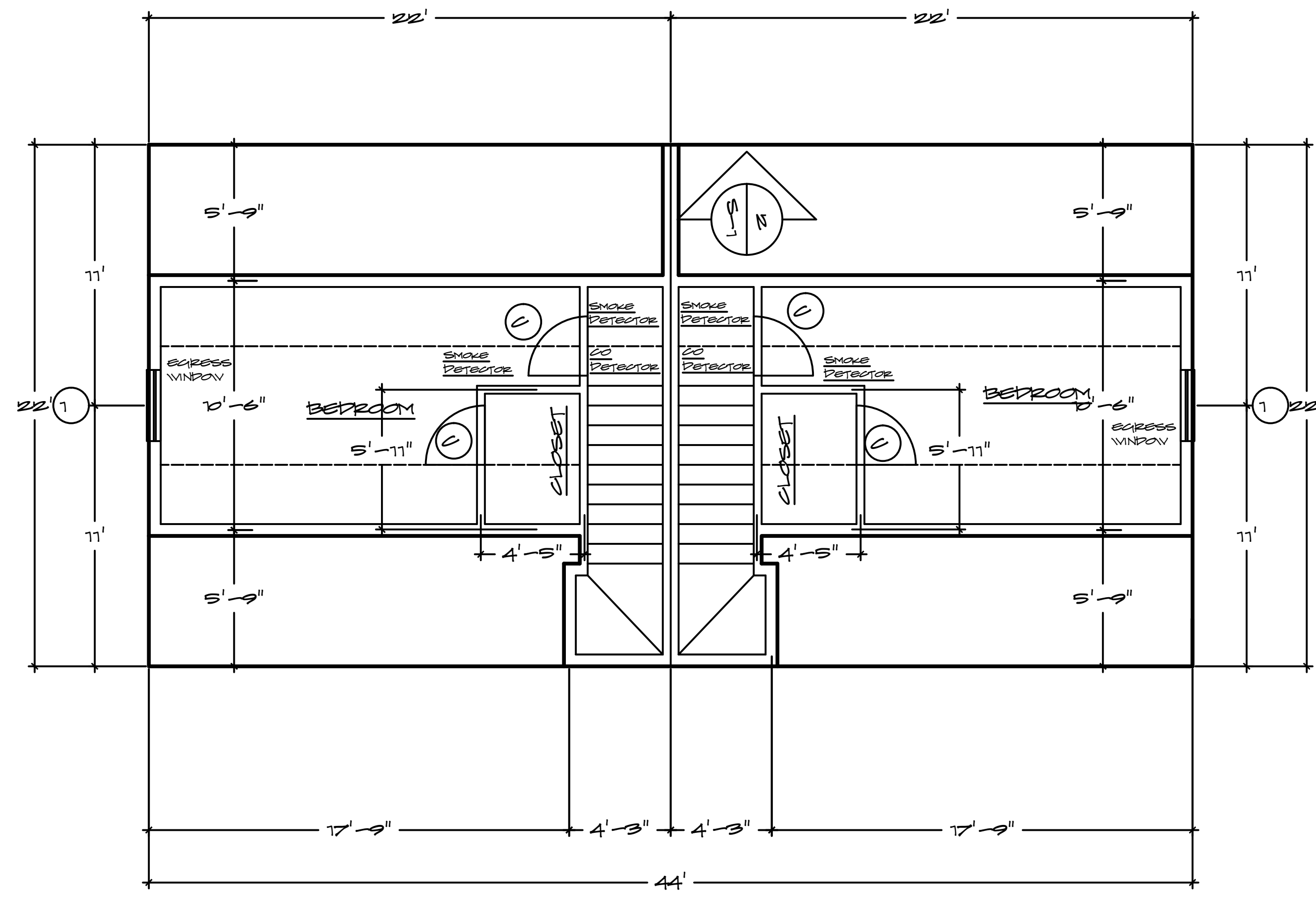
MARK	QTY	DESCRIPTION	DOOR SIZE	ENERGY
A	3	EXT INSUL. ENTRY DOOR	3'-0" X 6'-8"	U=1.16
B	2	EXT INSUL ENTRY 9 LITE	2'-8" X 6'-8"	U=1.28
C	14	INTERIOR DOOR	2'-6" X 6'-8"	
D	2	INTERIOR DOOR	2'-0" X 6'-8"	
E	4	INTERIOR DOOR BIFOLDING	4'-0" X 6'-8"	



FIRST FLOOR PLAN
1/4"=1'-0" 484 SQUARE FEET EACH



SECOND FLOOR PLAN
1/4"=1'-0" 484 SQUARE FEET EACH



ATTIC FLOOR PLAN
1/4"=1'-0" 265 SQUARE FEET EACH