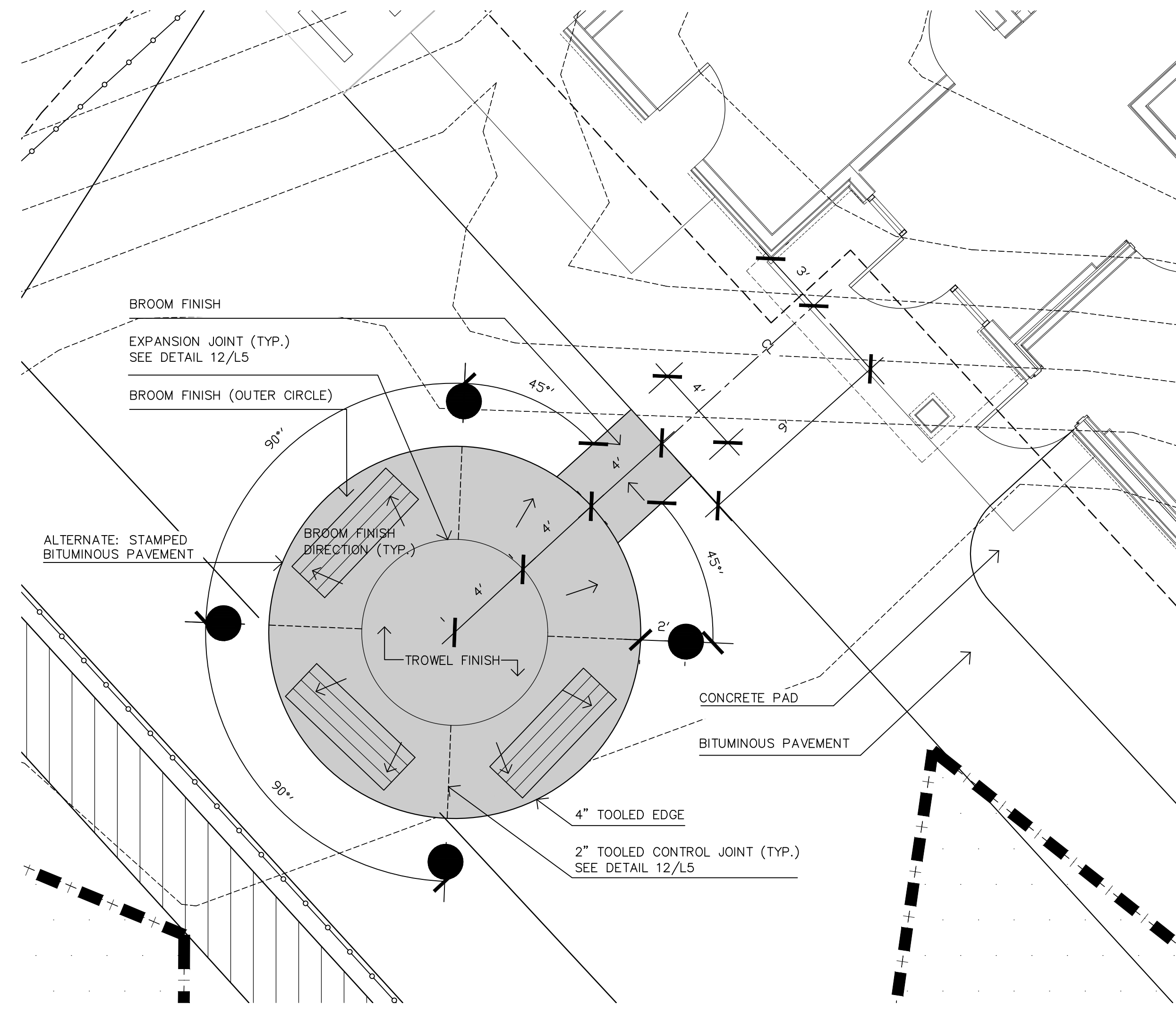


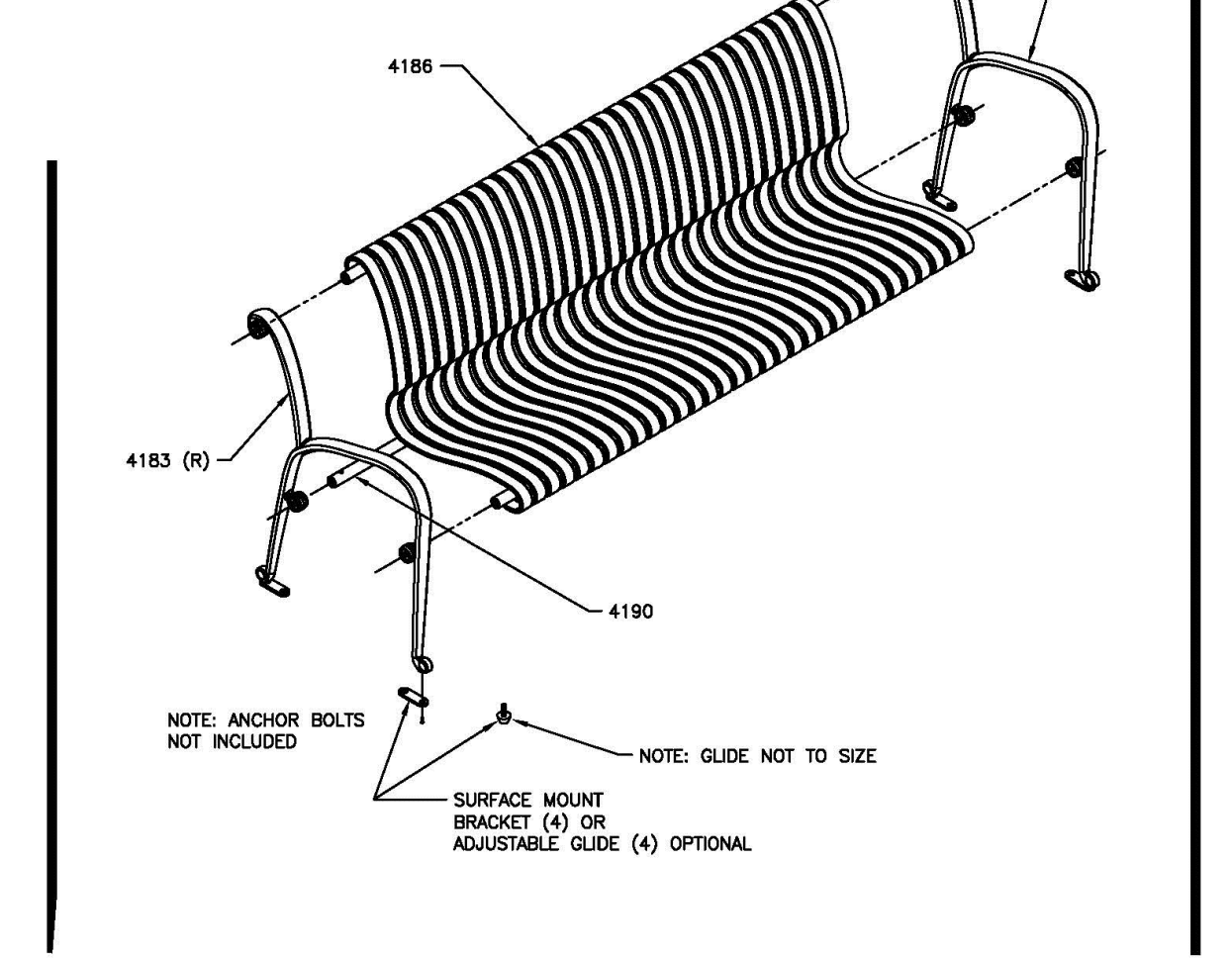
1
2.1 EAST TERRACE - LAYOUT
SCALE: 1/8"=1'-0"



2
2.1 CONCRETE SITTING AREA - LAYOUT
SCALE: 1/4"=1'-0"

assembly procedures: IMPORTANT: Assemblers should be reasonably skilled in the assembly of commercial grade/heavy duty fabricated steel equipment. To ensure proper assembly, it is suggested that you take adequate time to locate and identify each part. To prevent scratching of the finished pieces, we recommend this unit to be assembled on a clean, flat, solid, surface with a drop cloth, allowing plenty of working room. Also please read the instructions and study the sketches very carefully. A little extra time spent before assembly will be well worth it in performing a complete, proper assembly. Please note that all parts have been pre-cut and pre-drilled. During the assembly process leave all bolts and nuts "finger tight", until the entire unit is completely assembled. This allows room for movement to level or adjust all seats, legs, benches, framework and braces if necessary. After final adjustment and leveling, permanently tighten all nuts, bolts and fasteners.

- STEP 1
Attach bench (4186) to bench leg (4183 right and 4184 left), using M12 Socket Head bolts with Split Washers matching the holes of the legs. NOTE: Be sure to attach the single connecting tube (4190) to the legs at some time.
- STEP 2
Level bench and tighten with proper tools.
- STEP 3
Adjustable guides or surface mount brackets are provided. See below for options.



installation: WARNING: The proper installation for Urbanscape products may depend upon many factors unique to the site, location, or use of a particular product. Consult with your contractor or other professional to determine your specific installation requirements.

3
2.1 WABASH VALLEY OXFORD COLLECTION BENCH - DETAIL
SCALE: 1/4"=1'-0"

Prepared For:
Owner:
AVESTA BISHOP STREET LP
307 Cumberland Avenue
Portland, Maine 04101
Tel.: 207-553-7777

Prepared By:
MITCHELL & ASSOCIATES
Landscape Architects
The Staples School
70 Center Street
Portland, Maine 04101
Tel.: 207-774-4427

72 BISHOP STREET
Portland, Maine
Bishop Street

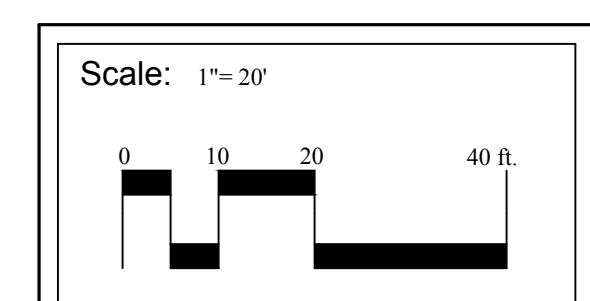
Date:
APRIL 10, 2015

Issued For:
ISSUED FOR PERMITTING

Revisions:
Rev: 5/22/15
Rev: 6/22/15
Rev: 12/23/15
Rev: 02/05/16
conditions of approval

Reproduction or reuse of this document without the expressed written consent of Mitchell & Associates is prohibited. © 2014

Title:
LAYOUT PLAN



North:

Sheet No.:
L2.1

