

Metro LED Bollard

FEATURES

- Each Beacon Metro Bollard is a luminaire with an LED heat sink and an LED engine containing 24 high powered indirect LEDs. Die cast louvers are optional. The LED engine is concealed in shaft to eliminate glare. The optics are narrow beams designed to provide glare free indirect lighting.
- A die cast aluminum dome top secures to a one-piece die cast aluminum top assembly with concealed tamper resistant screws.
- Beacon LED Bollards feature The LED module and heat sink shall be removable and upgradable. The

drivers shall be mounted on a removable plate and protected by a 10,000 amp transient surge protector.

- Luminaires are equipped with LED drivers that accepts 100V through 277V, 50 Hz to 60 Hz (UNIV), or a driver that accepts 347V or 480V input. Power factor is .92 at full load.
- The luminaire shall bear a CSA label and be marked suitable for wet locations.



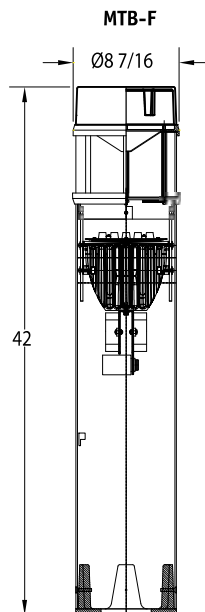
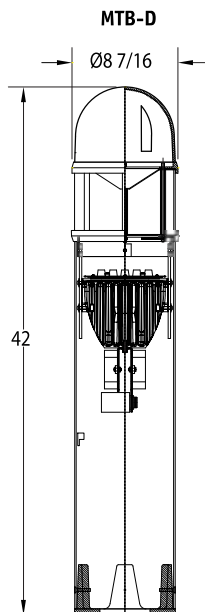
ORDERING INFORMATION

MODEL MTB Metro Bollard	LENS FINISH AC Acrylic, Clear AF Acrylic, Frosted	CCT-COLOR TEMP 5K 5000° K (std.) 4K 4000° K 3K 3000° K	OPTICS IND5 Indirect Type V (360° standard)	OPTIONS HSS-120 Housing Side Shield 120° HSS-180 Housing Side Shield 180° OCS-BI Microwave Motion Sensor ¹	COLOR BBT Basic Black Textured BMT Black Matte Textured WHT White Textured MBT Metallic Bronze Textured BZT Bronze Textured DBT Dark Bronze Textured GYS Gray Smooth DPS Dark Platinum Smooth GNT Green Textured MST Metallic Silver Textured MTT Metallic Titanium Textured OWI Old World Iron RAL _____
HEIGHT (OVERALL) 42 42" — Custom	ENGINE-WATTS 24NB-55 55 Watts	VOLTAGE UNV 120-277V 347 347V 480 480V — Other	TOP OPTIONS FLT Flat Top DMT Dome Top	CONTROL OPTIONS GENI-XX Energeni ²	

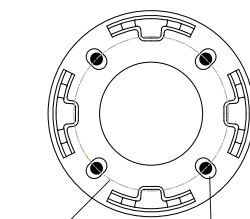
¹ OCS-BI motion sensor time delay operates ½ LEDs & half power

² When ordering Energeni, specify the routine setting code (example GENI-04). See Energeni brochure and instructions for setting table and options. Not available with sensor options.

DETAILS



ANCHOR BOLT DETAIL



Ø 6" B.C.

(4) 1/2" - 13 x 6" long hot dip galvanized steel anchor bolts, 1 1/2" projection.