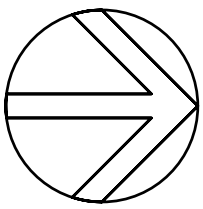
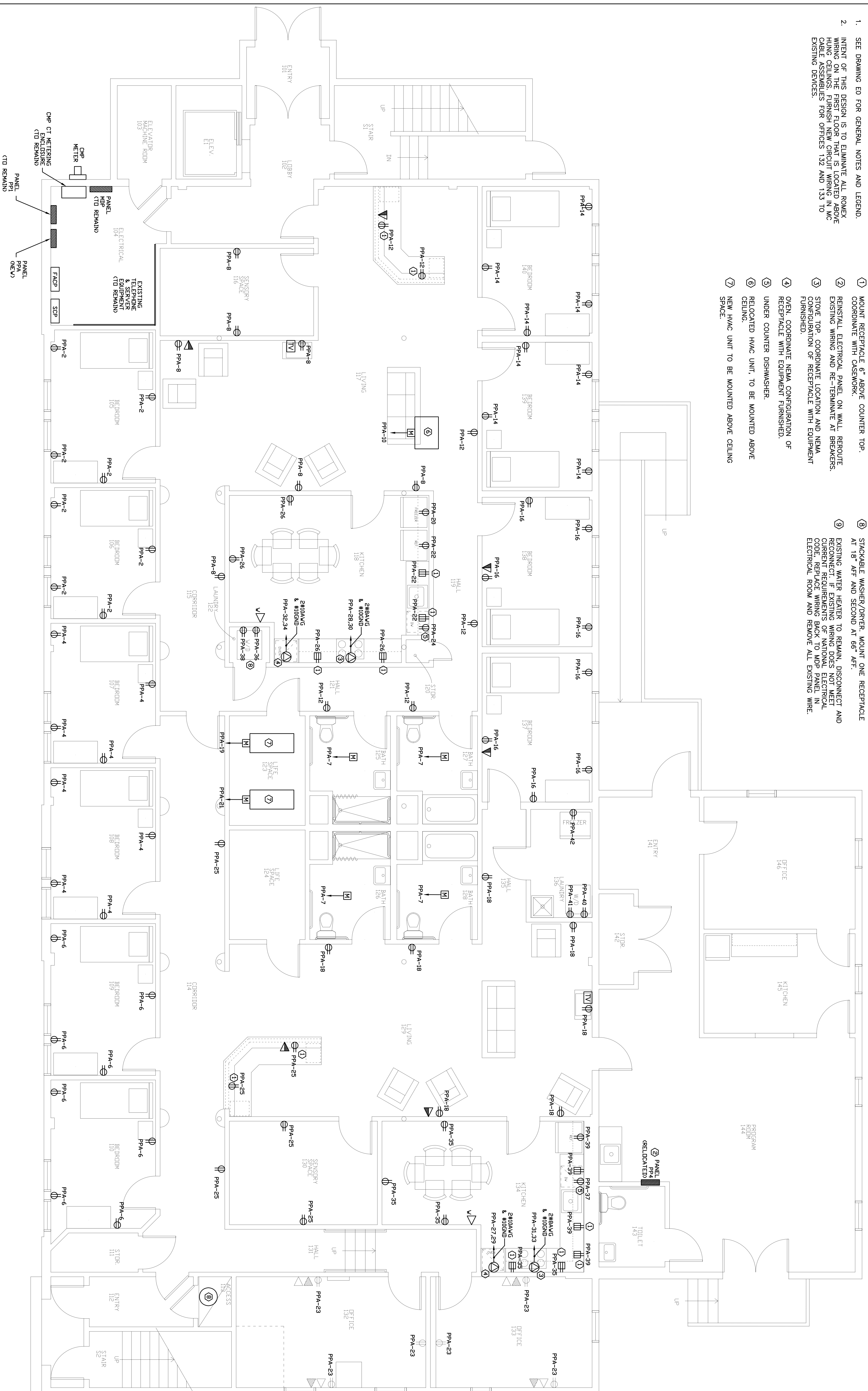


NOTES:

1. SEE DRAWING E0 FOR GENERAL NOTES AND LEGEND.
2. INTENT OF THIS DESIGN IS TO ELIMINATE ALL ROKEY WIRING ON THE FIRST FLOOR THAT IS LOCATED ABOVE HUNG CEILINGS. FURNISH NEW CIRCUIT WIRING IN MC CABLE ASSEMBLIES FOR OFFICES 132 AND 133 TO EXISTING DEVICES.

KEYED NOTES:

- ① MOUNT RECEPTACLE 6" ABOVE COUNTER TOP. COORDINATE WITH CASEWORK.
- ② REINSTALL ELECTRICAL PANEL ON WALL. REROUTE EXISTING WIRING AND RE-TERMINATE AT BREAKERS. STOVE TOP. COORDINATE LOCATION AND NEMA CONFIGURATION OF RECEPTACLE WITH EQUIPMENT FURNISHED.
- ③ OVEN. COORDINATE NEMA CONFIGURATION OF RECEPTACLE WITH EQUIPMENT FURNISHED.
- ④ UNDER COUNTER DISHWASHER.
- ⑤ RELOCATED HVAC UNIT. TO BE MOUNTED ABOVE CEILING.
- ⑥ NEW HVAC UNIT TO BE MOUNTED ABOVE SPACE.
- ⑦ STACKABLE WASHER/DRYER. MOUNT ONE RECEPTACLE AT 18" AFF AND SECOND AT 66" AFF.
- ⑧ EXISTING WATER HEATER TO REMAIN. DISCONNECT AND RECONNECT. IF EXISTING WIRING DOES NOT MEET CURRENT REQUIREMENTS OF NATIONAL ELECTRICAL CODE, REPLACE WIRING BACK TO MDP PANEL IN ELECTRICAL ROOM AND REMOVE ALL EXISTING WIRE.




© 2009 Michael R. Charek, Architect

SWIFTCURRENT
 Engineering Services
 273 Main Street
 Yarmouth, ME 04096
 Tel: (207) 847-5280

Sheet	E2
Title	ELECTRICAL POWER AND SYSTEMS PLAN
Scale:	1/4"=1'-0"
Date:	2/6/09
Revisions	

**Spurwink
 Bishop Street**
 17 Bishop Street
 Portland, Maine 04103



**Michael Charek
 Architects**
 25 Hartley Street
 Portland, Maine 04103
 (207) 761-0556