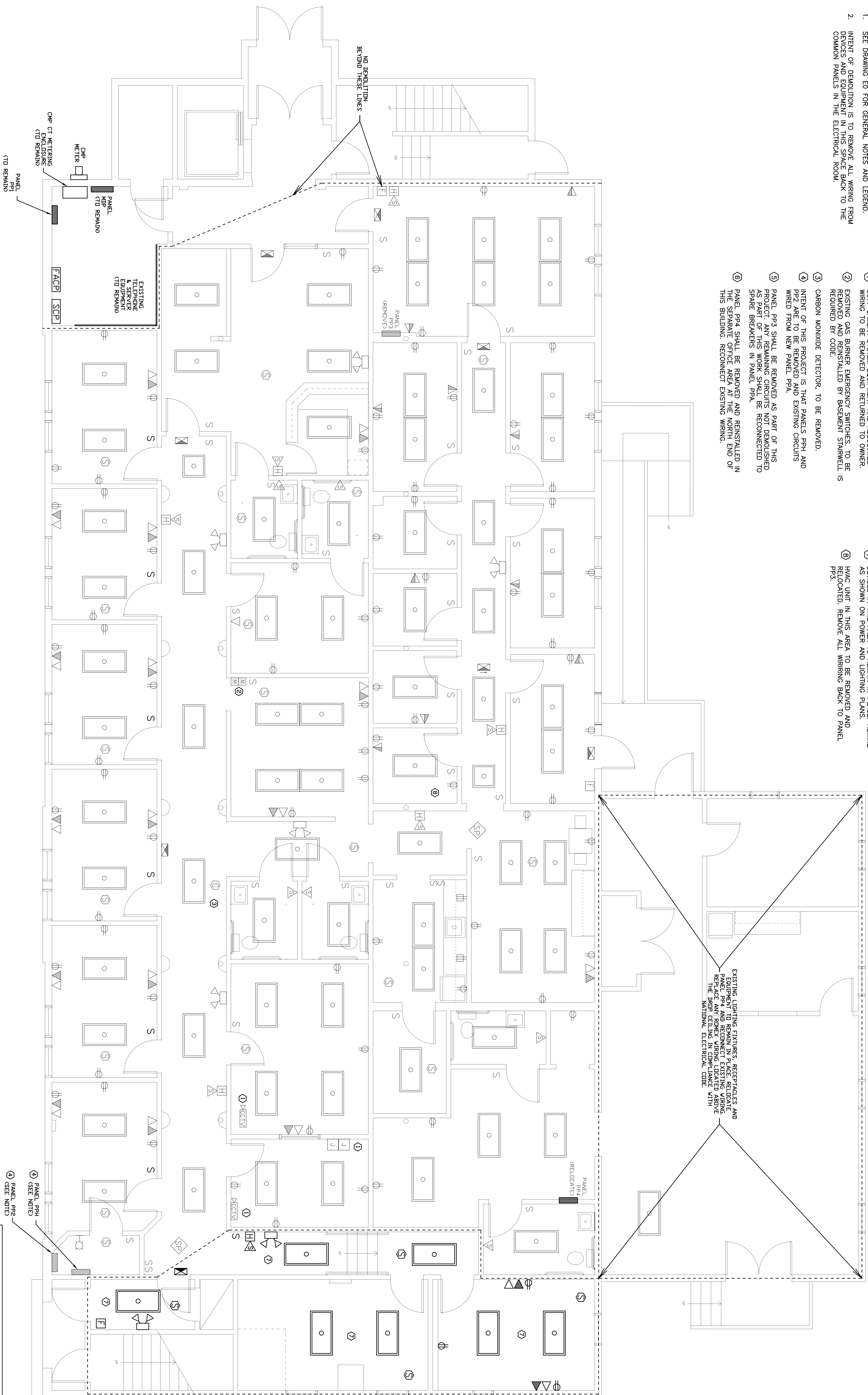


**NOTES:**

1. SEE DRAWING E0 FOR GENERAL NOTES AND LEGEND.
2. INTENT OF DEMOLITION IS TO REMOVE ALL WIRING FROM DEVICES AND EQUIPMENT IN THIS SPACE BACK TO THE COMMON PANELS IN THE ELECTRICAL ROOM.

**KEYED NOTES:**

- ① CCTV CAMERA SYSTEM EQUIPMENT AND ASSOCIATED WIRING TO BE REMOVED AND RETURNED TO OWNER.
- ② EXISTING GAS BURNER EMERGENCY SWITCHES TO BE REMOVED AND REINSTALLED BY BASEMENT STAIRWELL AS REQUIRED BY CODE.
- ③ CARBON MONOXIDE DETECTOR, TO BE REMOVED.
- ④ INTENT OF THIS PROJECT IS THAT PANELS PPH AND PP2 ARE TO BE REMOVED AND EXISTING CIRCUITS WIRED FROM NEW PANEL PPA.
- ⑤ PANEL PP3 SHALL BE REMOVED AS PART OF THIS PROJECT. ANY REMAINING CIRCUITS NO DEMOLISHED AS PART OF THIS WORK SHALL BE RECONNECTED TO SPARE BREAKERS IN PANEL PPA.
- ⑥ PANEL PP4 SHALL BE REMOVED AND REINSTALLED IN THE SEPARATE OFFICE AREA AT THE NORTH END OF THIS BUILDING. RECONNECT EXISTING WIRING.
- ⑦ DEVICES IN THIS AREA TO REMAIN IN PLACE. REWIRE AS SHOWN ON POWER AND LIGHTING PLANS.
- ⑧ HVAC UNIT IN THIS AREA TO BE REMOVED AND RELOCATED. REMOVE ALL WIRING BACK TO PANEL PP3.



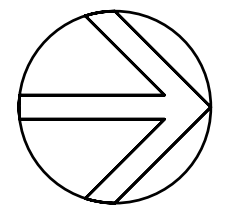
EXISTING LIGHTING FIXTURES, RECEPTACLES AND EQUIPMENT TO REMAIN IN PLACE. RELOCATE PANEL PP4 AND RECONNECT EXISTING WIRING TO THE DEEP CEILING IN COMPLIANCE WITH NATIONAL ELECTRICAL CODE.

NO DEMOLITION BEYOND THESE LINES

EXISTING TELEPHONE & EQUIPMENT (TO REMAIN)

PANEL PP4 (TO REMAIN)  
CMP METER (TO REMAIN)  
CMP CT METERING ENCLOSURE (TO REMAIN)


④ PANEL PPH (SEE NOTES)  
⑤ PANEL PP2 (SEE NOTES)



© 2009 Michael R. Charek, Architect

**SWIFTCURRENT**  
Engineering Services  
273 Main Street  
Yarmouth, ME 04096  
Tel: (207) 841-2880

**Spurwink  
Bishop Street**  
17 Bishop Street  
Portland, Maine 04103



**Michael Charek  
Architects**  
25 Hartley Street  
Portland, Maine 04103  
(207) 761-0556

Sheet	<b>E1</b>
Title	ELECTRICAL EXISTING AND DEMOLITION PLAN
Scale:	1/4"=1'-0"
Date:	2/6/09
Revisions	