
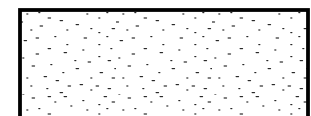



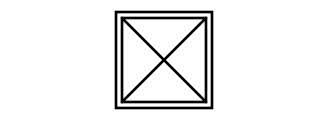
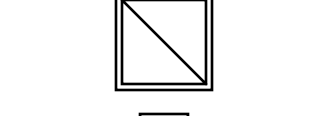
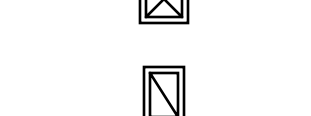






**CEILING PLAN LEGEND**

-  SUSPENDED ACOUSTICAL CEILING
-  SUSPENDED GYPSUM BOARD CEILING
-  FLUORESCENT TROFFER 2' X 4'
-  SURFACE FLUORESCENT
-  SURFACE FLUORESCENT
-  SURFACE FLUORESCENT
-  SUPPLY REGISTER
-  RETURN REGISTER
-  SUPPLY REGISTER
-  RETURN REGISTER
-  EXHAUST FAN
-  SPRINKLER HEAD

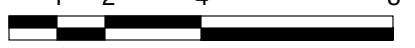
**CEILING PLAN GENERAL NOTES**


- A. WITHIN WORK AREA, PROVIDE NEW CEILING TILES IN AREAS WHERE EXISTING GRID REMAINS.
- B. LIGHT FIXTURES, HVAC ELEMENTS, AND SPRINKLER HEADS ARE SHOWN FOR COORDINATION PURPOSES. REFER TO MECHANICAL AND ELECTRICAL DRAWINGS FOR MORE INFORMATION.

**NEW WORK KEYNOTES**


- [N01] SLOPE GWB CEILING UP TO CLEAR TOP OF WINDOW CASING.
- [N02] PROVIDE 24" X 24" ACCESS PANEL IN CEILING, LOCATED TO PROVIDE ACCESS TO SERVICE POINTS ON FURNACE UNIT ABOVE CEILING.
- [N03] GWB SOFFIT.

**1 FIRST FLOOR REFLECTED CEILING PLAN**

SCALE: 1/4" = 1'-0"  




**Michael Charek Architects**  
 25 Hartley Street  
 Portland, Maine 04103  
 (207) 761-0556




**Spurwink Bishop Street**  
 17 Bishop Street  
 Portland, ME 04103

**Title**  
 FIRST FLOOR REFLECTED CEILING PLAN

**Scale:** 1/4" = 1'-0"

**Date:** 3/16/09

**Revisions**  
 INDICATES REVISION

**ISSUED FOR PERMIT**

**Sheet**  
**A2**