DRAWING NOTES

1. REMOVALS INDICATED ON THIS DRAWING SHALL BE COMPLETED DURING PHASE 3.
2. PIPING AND PLUMBING SYSTEMS THAT ARE TO BE REMOVED DURING PHASE 3 SHALL REMAIN FULLY OPERATIONAL DURING PHASES 1 AND 2.

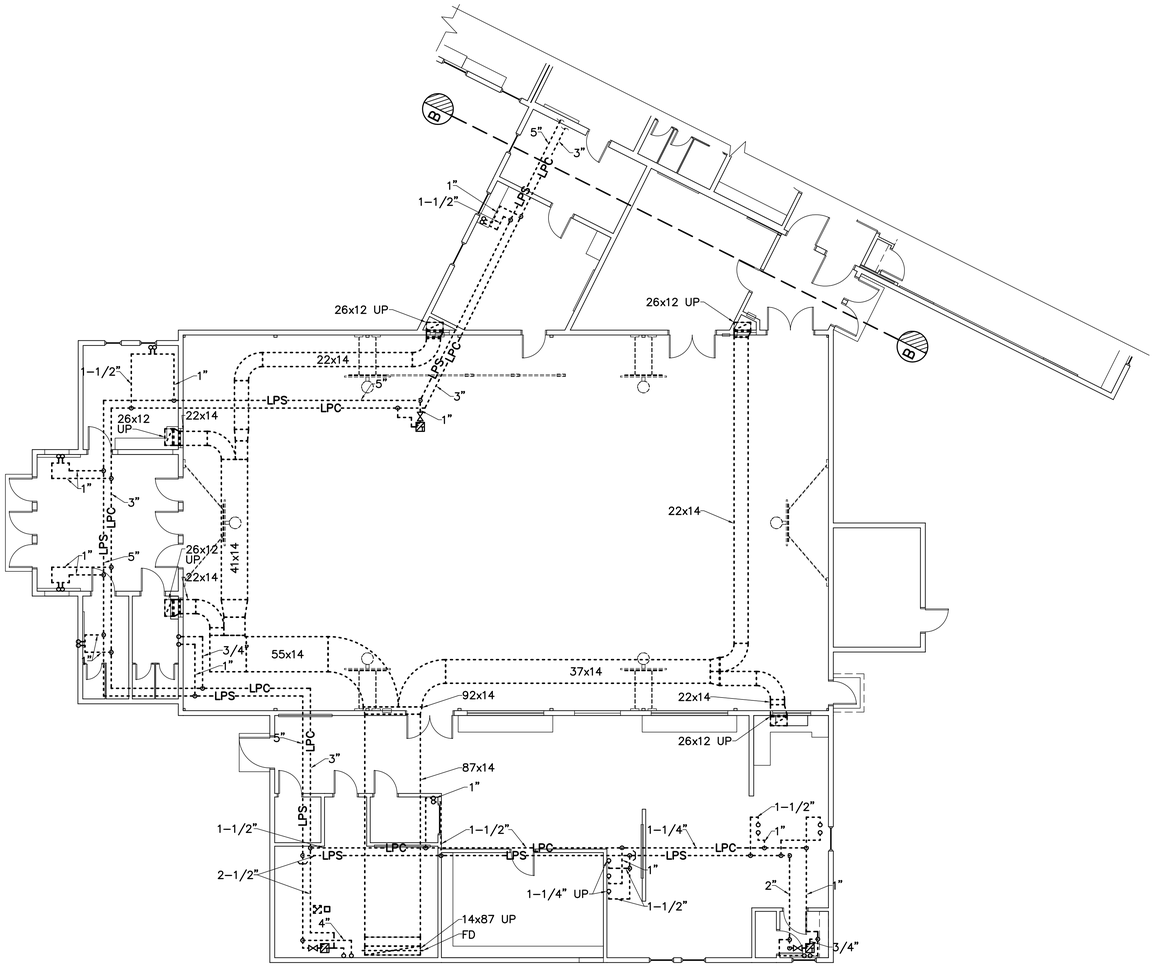

1 BASEMENT MECHANICAL REMOVALS PART PLAN
MD103 SCALE: 1/8"=1'-0"

PLAN NORTH

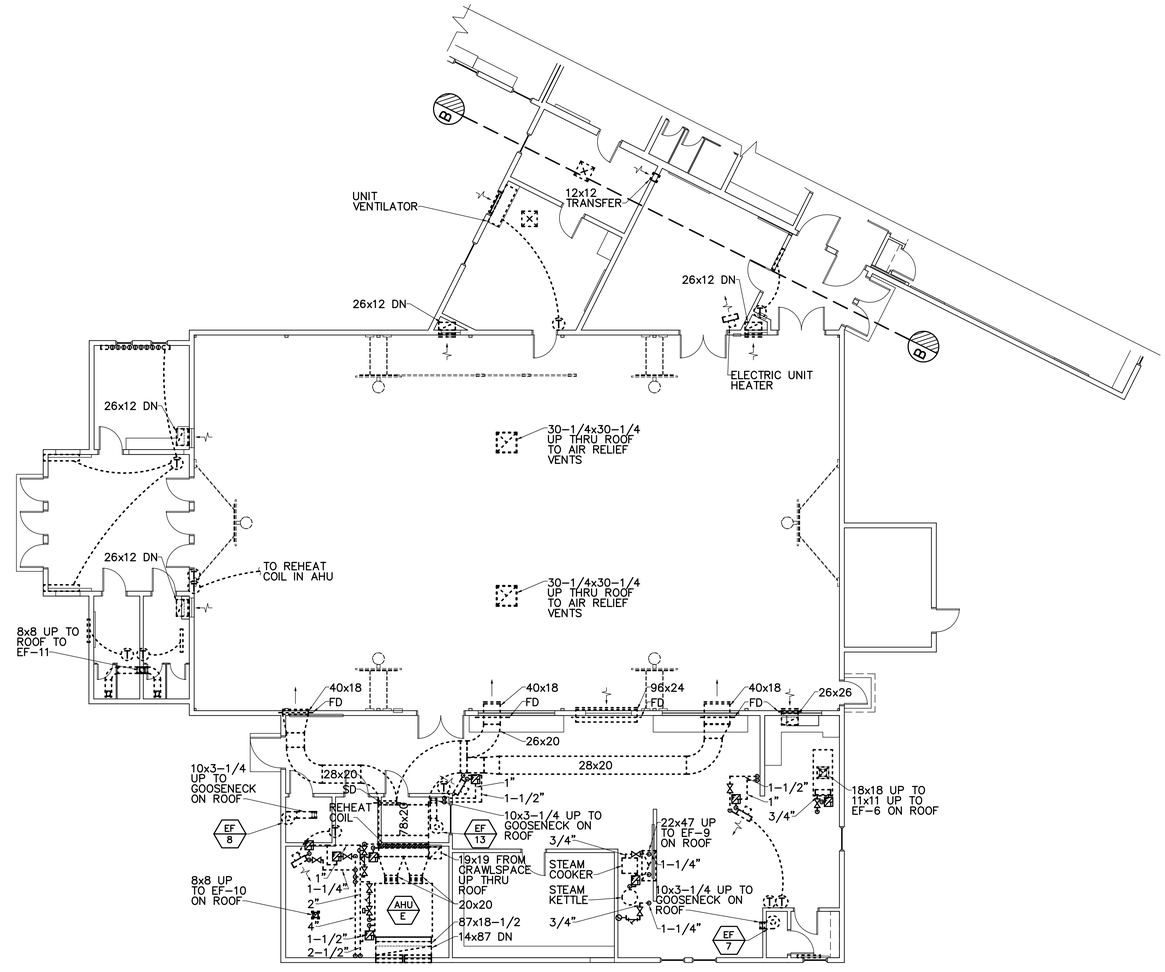

2 FIRST FLOOR MECHANICAL REMOVALS PART PLAN
MD103 SCALE: 1/8"=1'-0"

PLAN NORTH

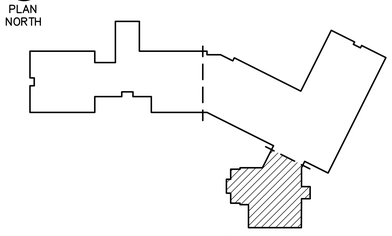

KEY PLAN:

PLAN NORTH

GRAPHIC SCALE

1/8"=1'-0" 8' 4' 0 8' 16'

CHECK GRAPHIC SCALE BEFORE USING

NO.	DATE	DESCRIPTION	BY

REVISIONS

STATE OF MAINE MATTHEW S. ALBERT No. 9235 LICENSED PROFESSIONAL ENGINEER

DRAWN BY: KLG
CHECKED BY: MSA
DATE: 03/17/17

STATE OF MAINE
PUBLIC SCHOOL PROJECT

TITLE: PORTLAND PUBLIC SCHOOLS
NEW FRED P. HALL ELEMENTARY SCHOOL
LOCATION: 23 ORONO ROAD, PORTLAND, ME

TITLE THIS DWG.: MECHANICAL REMOVALS PART PLANs

OAK POINT ASSOCIATES
ARCHITECTURE • ENGINEERING • PLANNING
231 Main Street, Biddeford, Maine 04005 207.283.0193

DRAWING NO. MD103

SHEET NO. 236 OF 312

20 Mar, 2017 - 9:14pm
C:\cdfile\21602.08-MD103.dwg